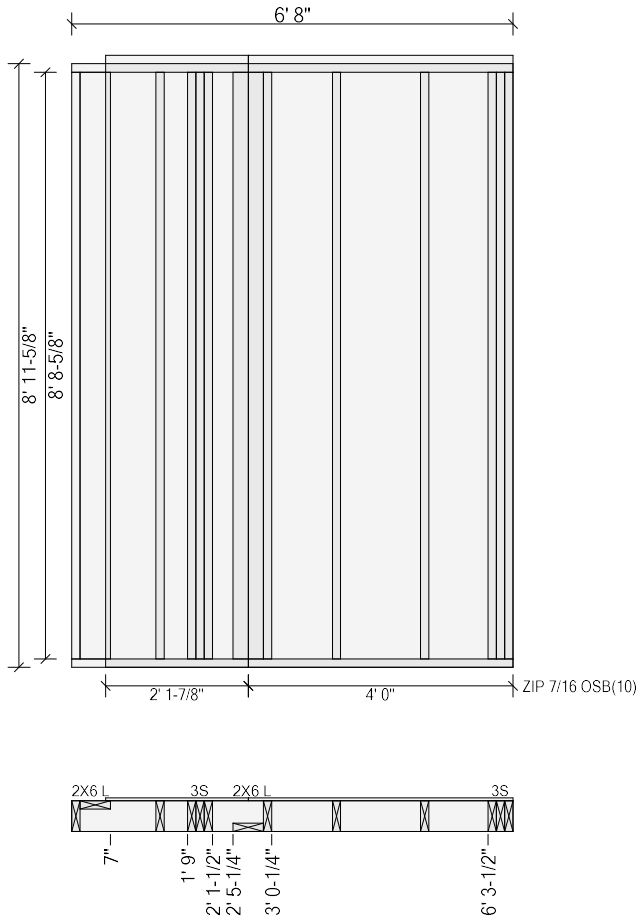




Panel #EX248    Length: 6' 8"    Height: 9' 1-1/8"    First Stud Face @1' 3-1/4" (1' 4" o.c.)    Diagonal: 11' 2-1/8"



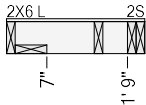

Top Plates:    2x6 SPF #2 6' 8"    Bottom Plates: 2x6 SPF #2 6' 8"  
Studs: (3) 2x6 SPF #2 8' 8-5/8"

Components & Subcomponents	Start	End
2X6 L (2x6 Up)	@ Start	7"
2 Studs 8' 8-5/8" 2x6 SPF #2		
3S	1' 9"	2' 1-1/2"
3 Studs 8' 8-5/8" 2x6 SPF #2		
2X6 L (2x6 Dn)	2' 5-1/4"	3' 0-1/4"
2 Studs 8' 8-5/8" 2x6 SPF #2		
3S	6' 3-1/2"	@ End
3 Studs 8' 8-5/8" 2x6 SPF #2		

Exterior Sheathing: ZIP 7/16 OSB(10)    Start: Hold 6-1/8"    End: Flush



Panel #EX249    Length: 2' 0"    Height: 9' 1-1/8"    First Stud Face @1' 3-1/4" (1' 4" o.c.)    Diagonal: 9' 2-1/4"

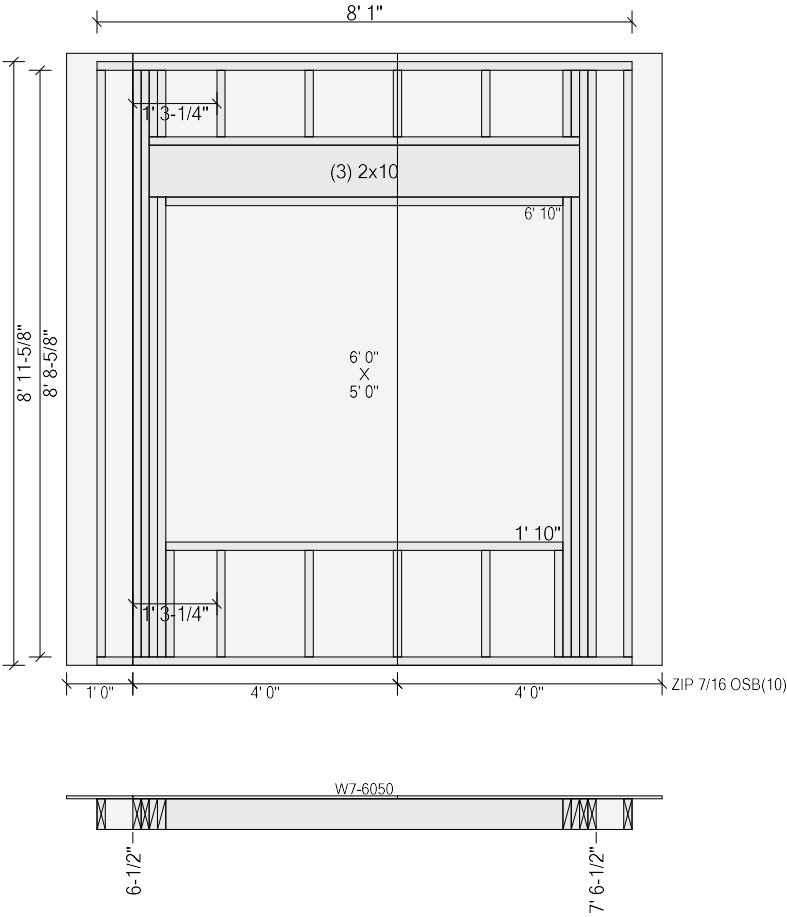


Top Plates: 2x6 SPF #2 2' 0"      Bottom Plates: 2x6 SPF #2 2' 0"  
Studs: 2x6 SPF #2 8' 8-5/8"

Components & Subcomponents	Start	End
2X6 L (2x6 Dn)	@ Start	7"
2 Studs 8' 8-5/8" 2x6 SPF #2		
2S	1' 9"	@ End
2 Studs 8' 8-5/8" 2x6 SPF #2		
Exterior Sheathing: ZIP 7/16 OSB(10)	Start: Flush	End: Flush



Panel #EX250    Length: 8' 1"    Height: 9' 1-1/8"    Diagonal: 12' 0-7/8"



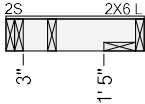
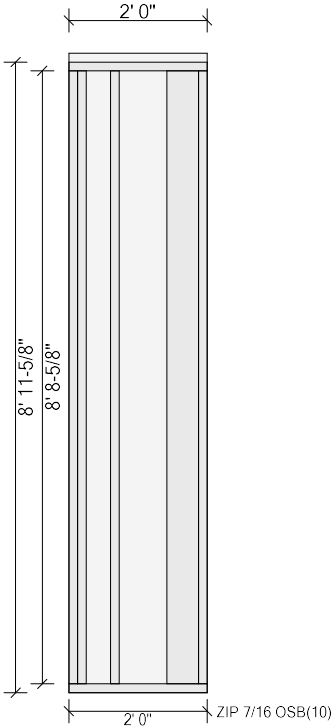
Top Plates: 2x6 SPF #2 8' 1"    Bottom Plates: 2x6 SPF #2 8' 1"  
Studs: (2) 2x6 SPF #2 8' 8-5/8"

Components & Subcomponents		Start	End
W7-6050 (6' 10")		6-1/2"	7' 6-1/2"
2 Studs	8' 8-5/8" 2x6 SPF #2	2 Trimmers	6' 10" 2x6 SPF #2
2 Studs	8' 8-5/8" 2x6 SPF #2	2 Trimmers	6' 10" 2x6 SPF #2
3 Headers	6' 6" 2x10 SPF #2	1 Header Sill	6' 6" 2x6 SPF #2
1 Window Sill	6' 0" 2x6 SPF #2	1 Header Shim	6' 0" 2x6 SPF #2
8 Header Cripples	11-7/8" 2x6 SPF #2	6 Sill Cripples	1' 7" 2x6 SPF #2

Exterior Sheathing: ZIP 7/16 OSB(10)    Start: Fly 5-1/2"    End: Fly 5-1/2"



Panel #EX251    Length: 2' 0"    Height: 9' 1-1/8"    First Stud Face @7-1/4" (1' 4" o.c.)    Diagonal: 9' 2-1/4"



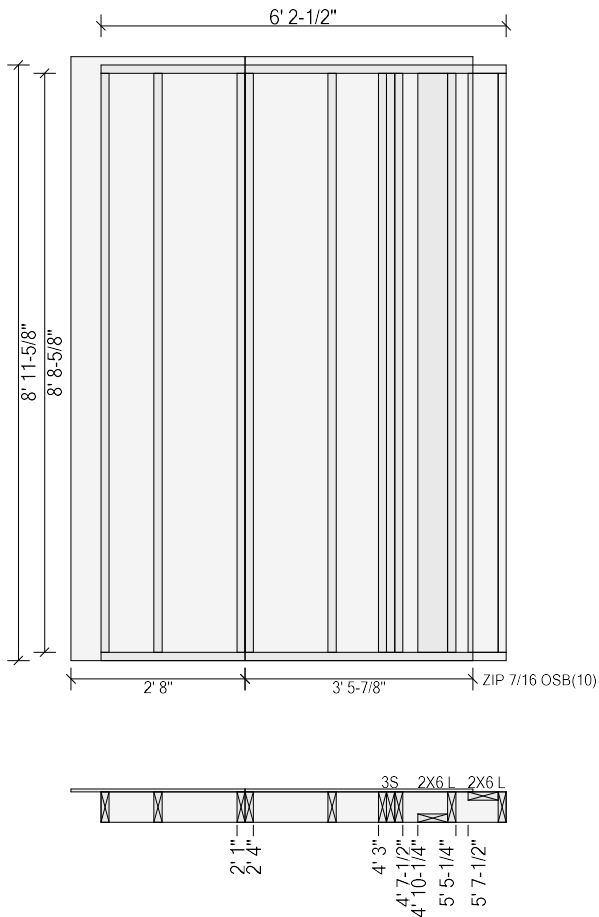
Top Plates: 2x6 SPF #2 2' 0"      Bottom Plates: 2x6 SPF #2 2' 0"  
Studs: 2x6 SPF #2 8' 8-5/8"

Components & Subcomponents	Start	End
2S	@ Start	3"
2 Studs 8' 8-5/8" 2x6 SPF #2		
2X6 L (2x6 Dn)	1' 5"	@ End
2 Studs 8' 8-5/8" 2x6 SPF #2		

Exterior Sheathing: ZIP 7/16 OSB(10)    Start: Flush    End: Flush



Panel #EX252   Length: 6' 2-1/2"   Height: 9' 1-1/8"   First Stud Face @9-3/4" (1' 4" o.c.)   Diagonal: 10' 10-7/8"



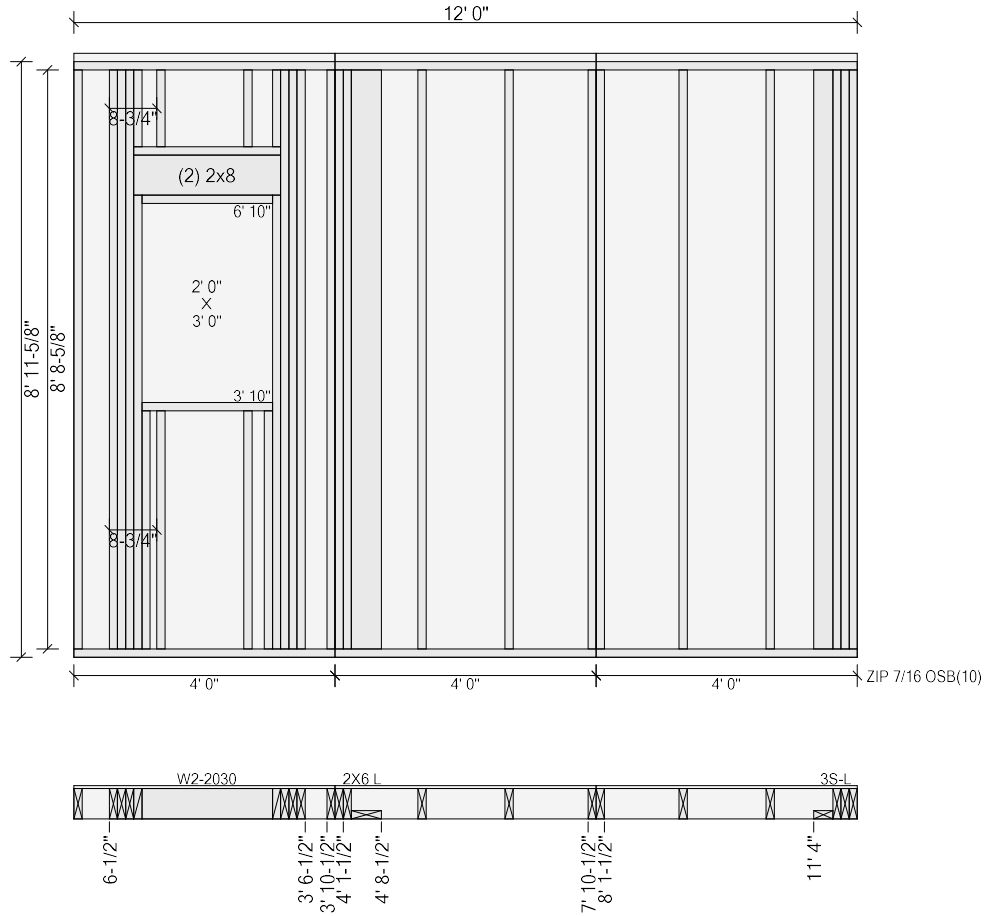
Top Plates:    2x6 SPF #2 6' 2-1/2"   Bottom Plates: 2x6 SPF #2 6' 2-1/2"  
Studs: (3) 2x6 SPF #2 8' 8-5/8"

Components & Subcomponents	Start	End
(2) 2x6 SPF #2	2' 1"	2' 4"
2 Studs 8' 8-5/8" 2x6 SPF #2		
3S	4' 3"	4' 7-1/2"
3 Studs 8' 8-5/8" 2x6 SPF #2		
2X6 L (2x6 Dn)	4' 10-1/4"	5' 5-1/4"
2 Studs 8' 8-5/8" 2x6 SPF #2		
2X6 L (2x6 Up)	5' 7-1/2"	@ End
2 Studs 8' 8-5/8" 2x6 SPF #2		

Exterior Sheathing: ZIP 7/16 OSB(10)   Start: Fly 5-1/2"   End: Hold 6-1/8"



Panel #EX253 Length: 12' 0" Height: 9' 1-1/8" First Stud Face @5' 3-1/4" (1' 4" o.c.) Diagonal: 14' 11-3/4"

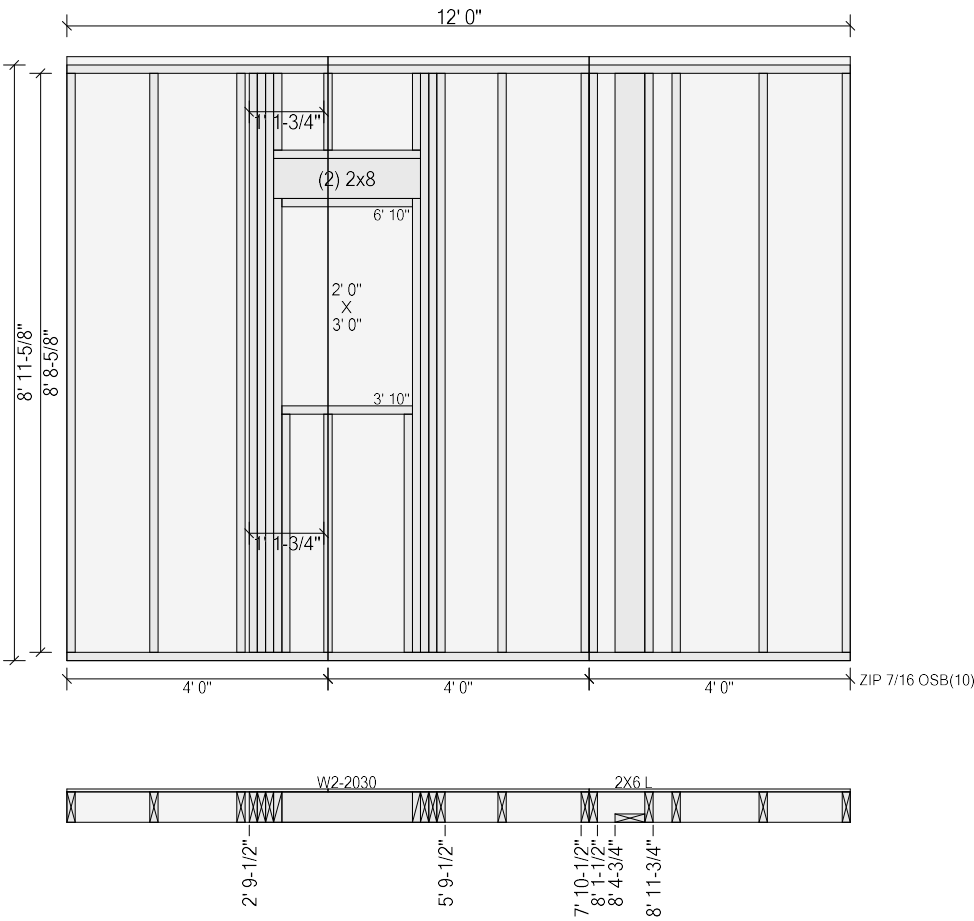


Top Plates: 2x6 SPF #2 12' 0" Bottom Plates: 2x6 SPF #2 12' 0"  
Studs: (5) 2x6 SPF #2 8' 8-5/8"

Components & Subcomponents	Start	End
W2-2030 (6' 10")	6'-1/2"	3' 6-1/2"
3 Studs 8' 8-5/8" 2x6 SPF #2		1 Trimmer 6' 10" 2x6 SPF #2
3 Studs 8' 8-5/8" 2x6 SPF #2		1 Trimmer 6' 10" 2x6 SPF #2
2 Headers 2' 3" 2x8 SPF #2		1 Header Sill 2' 3" 2x6 SPF #2
1 Window Sill 2' 0" 2x6 SPF #2		1 Header Shim 2' 0" 2x6 SPF #2
4 Header Cripples 1' 1-7/8" 2x6 SPF #2		4 Sill Cripples 3' 7" 2x6 SPF #2
(2) 2x6 SPF #2	3' 10-1/2"	4' 1-1/2"
2 Studs 8' 8-5/8" 2x6 SPF #2		
2X6 L (2x6 Dn)	4' 1-1/2"	4' 8-1/2"
2 Studs 8' 8-5/8" 2x6 SPF #2		
(2) 2x6 SPF #2	7' 10-1/2"	8' 1-1/2"
2 Studs 8' 8-5/8" 2x6 SPF #2		
3S-L (2x4 Dn)	11' 4"	@ End
1 Stud 8' 8-5/8" 2x4 SPF #2		3 Studs 8' 8-5/8" 2x6
Exterior Sheathing: ZIP 7/16 OSB(10)	Start: Flush	End: Flush



Panel #EX254    Length: 12' 0"    Height: 9' 1-1/8"    First Stud Face @1' 3-1/4" (1' 4" o.c.)    Diagonal: 14' 11-3/4"



Top Plates:    2x6 SPF #2 12' 0"    Bottom Plates: 2x6 SPF #2 12' 0"  
Studs: (7) 2x6 SPF #2 8' 8-5/8"

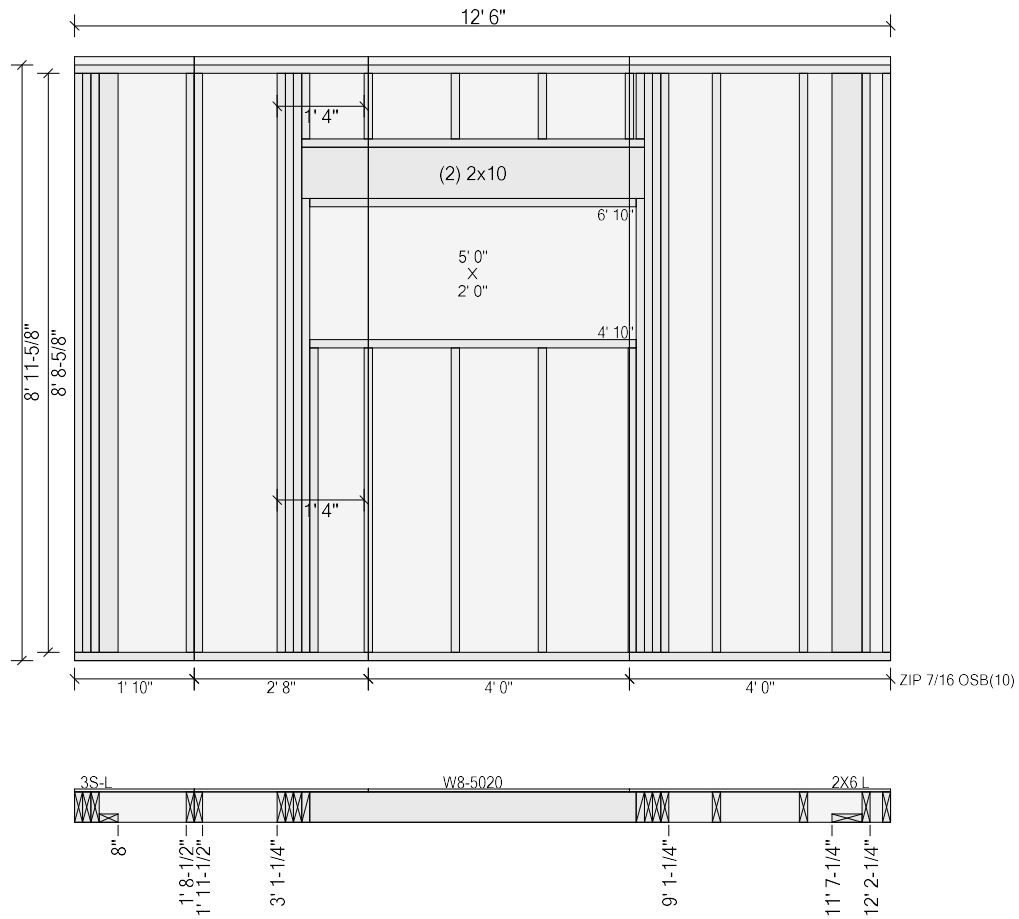
Components & Subcomponents		Start	End
W2-2030 (6' 10")		2' 9-1/2"	5' 9-1/2"
3 Studs	8' 8-5/8" 2x6 SPF #2	1 Trimmer	6' 10" 2x6 SPF #2
3 Studs	8' 8-5/8" 2x6 SPF #2	1 Trimmer	6' 10" 2x6 SPF #2
2 Headers	2' 3" 2x8 SPF #2	1 Header Sill	2' 3" 2x6 SPF #2
1 Window Sill	2' 0" 2x6 SPF #2	1 Header Shim	2' 0" 2x6 SPF #2
3 Header Cripples	1' 1-7/8" 2x6 SPF #2	3 Sill Cripples	3' 7" 2x6 SPF #2
(2) 2x6 SPF #2		7' 10-1/2"	8' 1-1/2"
2 Studs 8' 8-5/8" 2x6 SPF #2			
2X6 L (2x6 Dn)		8' 4-3/4"	8' 11-3/4"
2 Studs 8' 8-5/8" 2x6 SPF #2			



Exterior Sheathing: ZIP 7/16 OSB(10)    Start: Flush    End: Flush



Panel #EX255 Length: 12' 6" Height: 9' 1-1/8" First Stud Face @9' 9-1/4" (1' 4" o.c.) Diagonal: 15' 4-5/8"

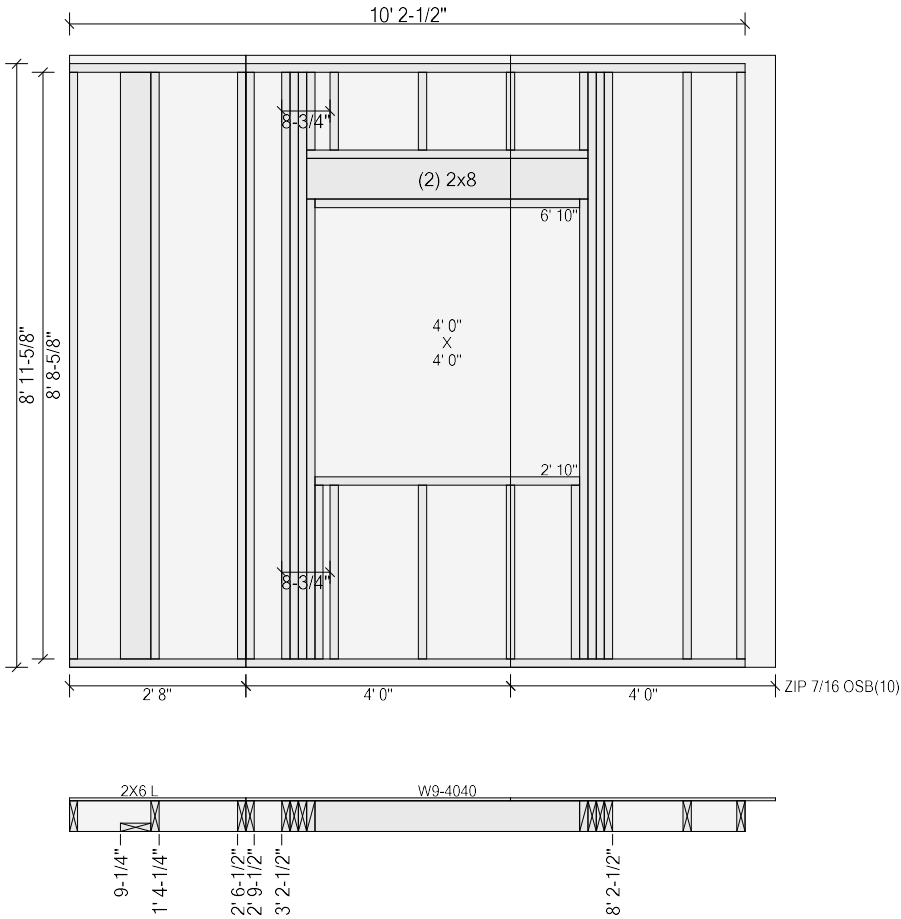


Top Plates: 2x6 SPF #2 12' 6" Bottom Plates: 2x6 SPF #2 12' 6"  
Studs: (3) 2x6 SPF #2 8' 8-5/8"

Components & Subcomponents	Start	End
3S-L (2x4 Dn)	@ Start	8"
3 Studs 8' 8-5/8" 2x6		1 Stud 8' 8-5/8" 2x4 SPF #2
(2) 2x6 SPF #2	1' 8-1/2"	1' 11-1/2"
2 Studs 8' 8-5/8" 2x6 SPF #2		
W8-5020 (6' 10")	3' 1-1/4"	9' 1-1/4"
3 Studs 8' 8-5/8" 2x6 SPF #2		1 Trimmer 6' 10" 2x6 SPF #2
3 Studs 8' 8-5/8" 2x6 SPF #2		1 Trimmer 6' 10" 2x6 SPF #2
2 Headers 5' 3" 2x10 SPF #2		1 Header Sill 5' 3" 2x6 SPF #2
1 Window Sill 5' 0" 2x6 SPF #2		1 Header Shim 5' 0" 2x6 SPF #2
6 Header Cripples 11-7/8" 2x6 SPF #2		5 Sill Cripples 4' 7" 2x6 SPF #2
2X6 L (2x6 Dn)	11' 7-1/4"	12' 2-1/4"
2 Studs 8' 8-5/8" 2x6 SPF #2		
Exterior Sheathing: ZIP 7/16 OSB(10)	Start: Flush	End: Flush



Panel #EX256    Length: 10' 2-1/2"    Height: 9' 1-1/8"    First Stud Face @9' 3-1/4" (1' 4" o.c.)    Diagonal: 13' 7-1/16"



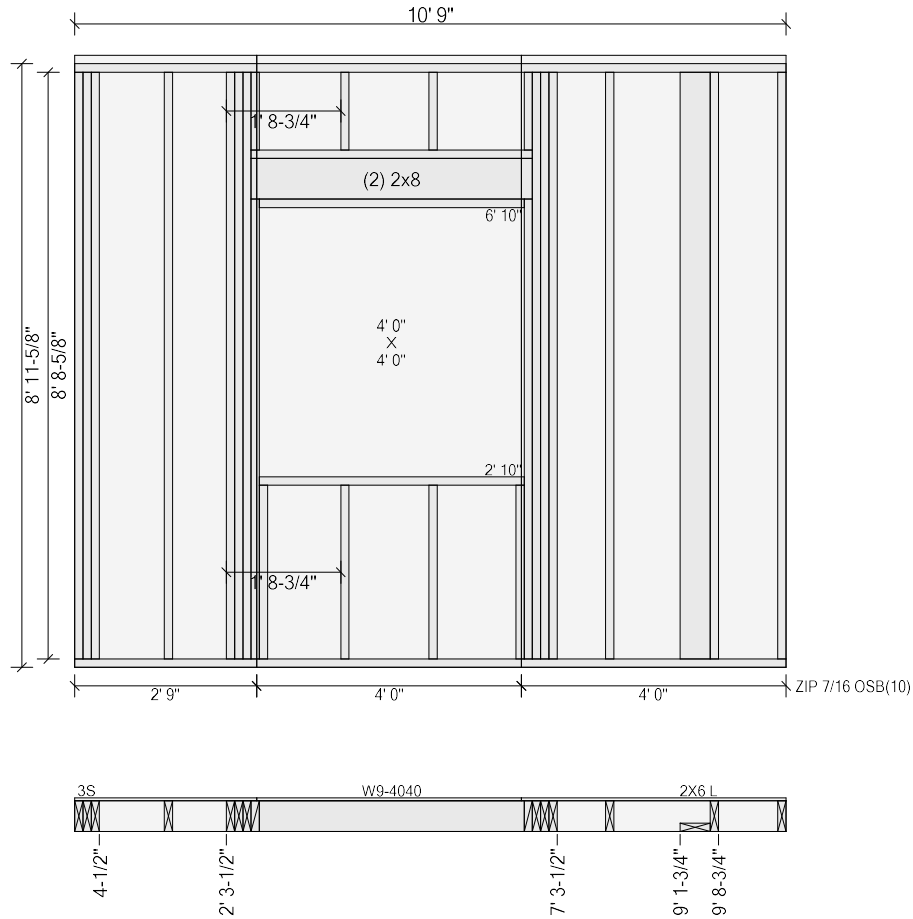
Top Plates:    2x6 SPF #2 10' 2-1/2"    Bottom Plates: 2x6 SPF #2 10' 2-1/2"  
Studs: (3) 2x6 SPF #2 8' 8-5/8"

Components & Subcomponents	Start	End
2X6 L (2x6 Dn)	9-1/4"	1' 4-1/4"
2 Studs 8' 8-5/8" 2x6 SPF #2		
(2) 2x6 SPF #2	2' 6-1/2"	2' 9-1/2"
2 Studs 8' 8-5/8" 2x6 SPF #2		
W9-4040 (6' 10")	3' 2-1/2"	8' 2-1/2"
3 Studs 8' 8-5/8" 2x6 SPF #2		
3 Studs 8' 8-5/8" 2x6 SPF #2		
2 Headers 4' 3" 2x8 SPF #2		
1 Window Sill 4' 0" 2x6 SPF #2		
5 Header Cripples 1' 1-7/8" 2x6 SPF #2		
1 Trimmer 6' 10" 2x6 SPF #2		
1 Trimmer 6' 10" 2x6 SPF #2		
1 Header Sill 4' 3" 2x6 SPF #2		
1 Header Shim 4' 0" 2x6 SPF #2		
5 Sill Cripples 2' 7" 2x6 SPF #2		

Exterior Sheathing: ZIP 7/16 OSB(10)    Start: Flush    End: Fly 5-1/2"



Panel #EX257    Length: 10' 9"    Height: 9' 1-1/8"    First Stud Face @1' 4-1/4" (1' 4" o.c.)    Diagonal: 14' 0"



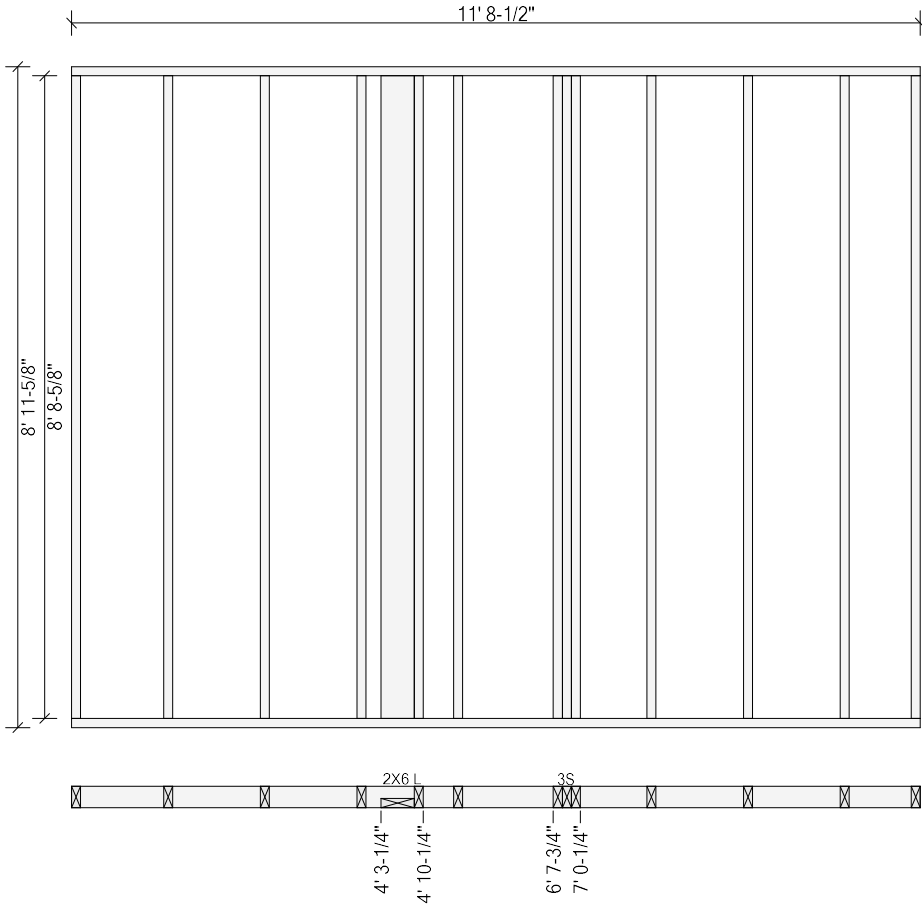
Top Plates:    2x6 SPF #2 10' 9"    Bottom Plates: 2x6 SPF #2 10' 9"  
Studs: (3) 2x6 SPF #2 8' 8-5/8"

Components & Subcomponents	Start	End
3S	@ Start	4-1/2"
3 Studs 8' 8-5/8" 2x6 SPF #2		
W9-4040 (6' 10")	2' 3-1/2"	7' 3-1/2"
3 Studs 8' 8-5/8" 2x6 SPF #2	1 Trimmer 6' 10" 2x6 SPF #2	
3 Studs 8' 8-5/8" 2x6 SPF #2	1 Trimmer 6' 10" 2x6 SPF #2	
2 Headers 4' 3" 2x8 SPF #2	1 Header Sill 4' 3" 2x6 SPF #2	
1 Window Sill 4' 0" 2x6 SPF #2	1 Header Shim 4' 0" 2x6 SPF #2	
4 Header Cripples 1' 1-7/8" 2x6 SPF #2	4 Sill Cripples 2' 7" 2x6 SPF #2	
2X6 L (2x6 Dn)	9' 1-3/4"	9' 8-3/4"
2 Studs 8' 8-5/8" 2x6 SPF #2		

Exterior Sheathing: ZIP 7/16 OSB(10)    Start: Flush    End: Flush



Panel #EX258    Length: 11' 8-1/2"    Height: 9' 1-1/8"    First Stud Face @1' 3-1/4" (1' 4" o.c.)    Diagonal: 14' 9"



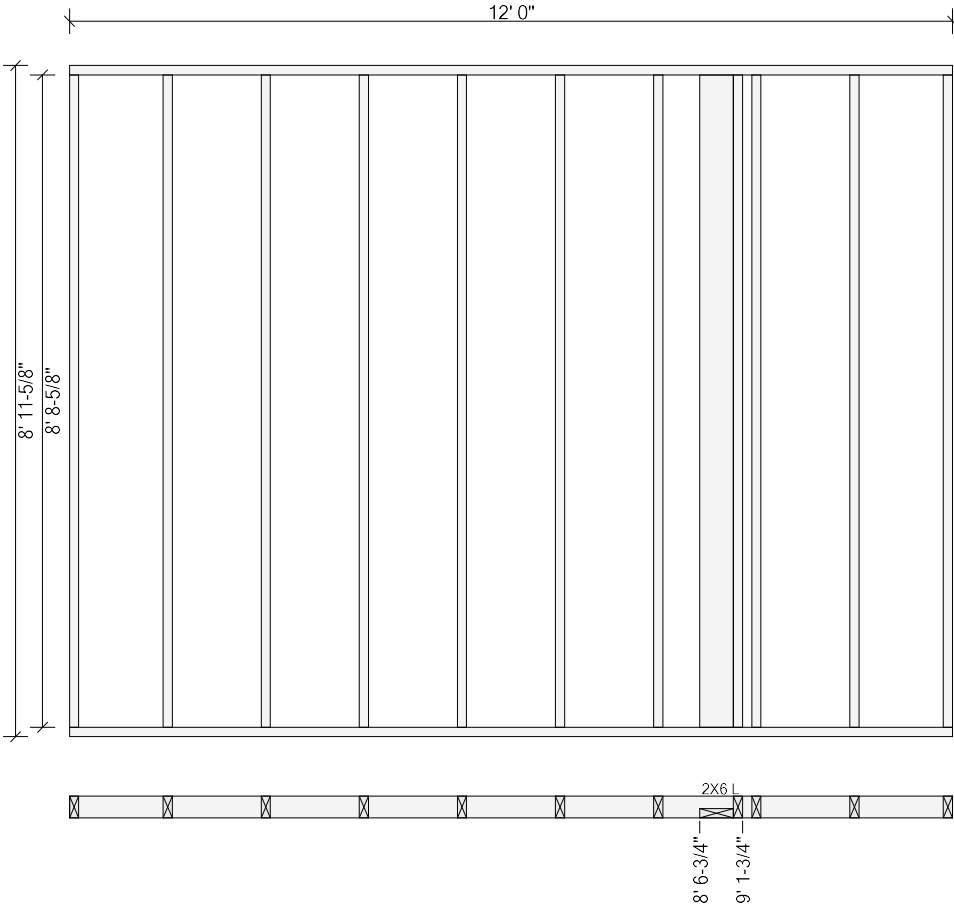
Top Plates:    2x4 SPF #2 11' 8-1/2"    Bottom Plates: 2x4 SPF #2 11' 8-1/2"  
Studs: (9) 2x4 SPF #2 8' 8-5/8"

Components & Subcomponents	Start	End
2X6 L (2x6 Dn)	4' 3-1/4"	4' 10-1/4"
1 Stud 8' 8-5/8" 2x6 SPF #2		1 Stud 8' 8-5/8" 2x4 SPF #2
3S	6' 7-3/4"	7' 0-1/4"
3 Studs 8' 8-5/8" 2x4 SPF #2		





Panel #EX259   Length: 12' 0"   Height: 9' 1-1/8"   First Stud Face @1' 3-1/4" (1' 4" o.c.)   Diagonal: 14' 11-3/4"

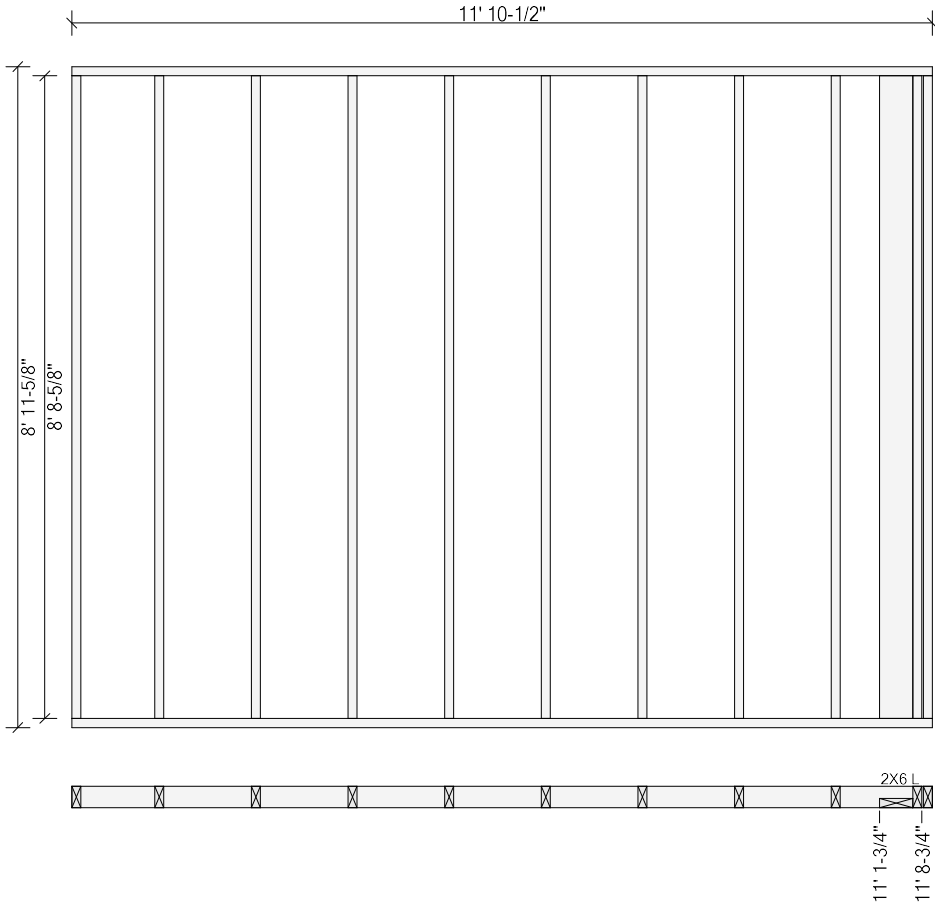


Top Plates: 2x4 SPF #2 12' 0"   Bottom Plates: 2x4 SPF #2 12' 0"  
Studs: (10) 2x4 SPF #2 8' 8-5/8"

Components & Subcomponents	Start	End
2X6 L (2x6 Dn)	8' 6-3/4"	9' 1-3/4"
1 Stud 8' 8-5/8" 2x6 SPF #2		1 Stud 8' 8-5/8" 2x4 SPF #2



Panel #EX260    Length: 11' 10-1/2"    Height: 9' 1-1/8"    First Stud Face @1' 1-3/4" (1' 4" o.c.)    Diagonal: 14' 10-9/16"




Top Plates:        2x4 SPF #2 11' 10-1/2"    Bottom Plates: 2x4 SPF #2 11' 10-1/2"  
Studs: (10) 2x4 SPF #2 8' 8-5/8"

Components & Subcomponents	Start	End
2X6 L (2x6 Dn)	11' 1-3/4"	11' 8-3/4"
1 Stud 8' 8-5/8" 2x6 SPF #2		1 Stud 8' 8-5/8" 2x4 SPF #2



Panel #EX261   Length: 11' 10-1/2"   Height: 9' 1-1/8"   First Stud Face @1' 3-1/4" (1' 4" o.c.)   Diagonal: 14' 10-9/16"




Top Plates:      2x4 SPF #2 11' 10-1/2"   Bottom Plates: 2x4 SPF #2 11' 10-1/2"  
Studs: (10) 2x4 SPF #2 8' 8-5/8"

Components & Subcomponents	Start	End
2X6 L (2x6 Dn)	1-3/4"	8-3/4"
1 Stud 8' 8-5/8" 2x6 SPF #2		1 Stud 8' 8-5/8" 2x4 SPF #2



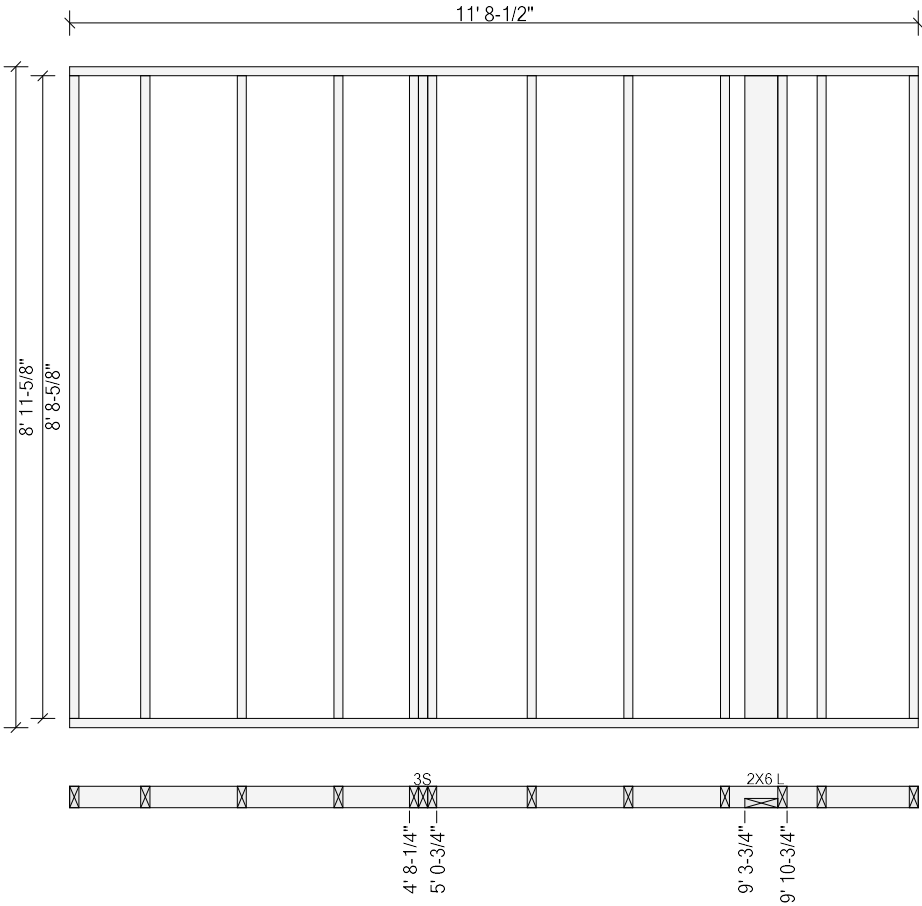
Panel #EX262   Length: 12' 0"   Height: 9' 1-1/8"   First Stud Face @1' 3-1/4" (1' 4" o.c.)   Diagonal: 14' 11-3/4"



Top Plates:      2x4 SPF #2 12' 0"      Bottom Plates: 2x4 SPF #2 12' 0"  
Studs: (10) 2x4 SPF #2 8' 8-5/8"



Panel #EX263    Length: 11' 8-1/2"    Height: 9' 1-1/8"    First Stud Face @11-3/4" (1' 4" o.c.)    Diagonal: 14' 9"

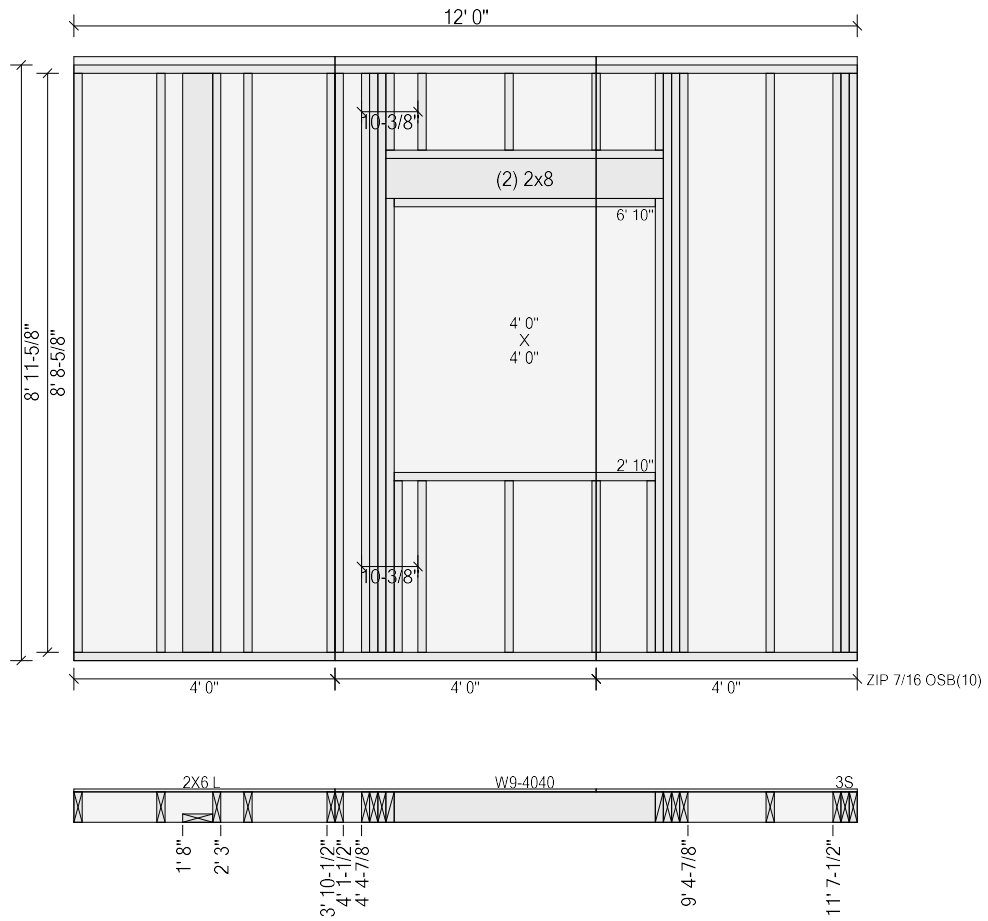


Top Plates:    2x4 SPF #2 11' 8-1/2"    Bottom Plates: 2x4 SPF #2 11' 8-1/2"  
Studs: (9) 2x4 SPF #2 8' 8-5/8"

Components & Subcomponents	Start	End
3S	4' 8-1/4"	5' 0-3/4"
3 Studs 8' 8-5/8" 2x4 SPF #2		
2X6 L (2x6 Dn)	9' 3-3/4"	9' 10-3/4"
1 Stud 8' 8-5/8" 2x6 SPF #2		
1 Stud 8' 8-5/8" 2x4 SPF #2		



Panel #EX264 Length: 12' 0" Height: 9' 1-1/8" First Stud Face @1' 3-1/4" (1' 4" o.c.) Diagonal: 14' 11-3/4"

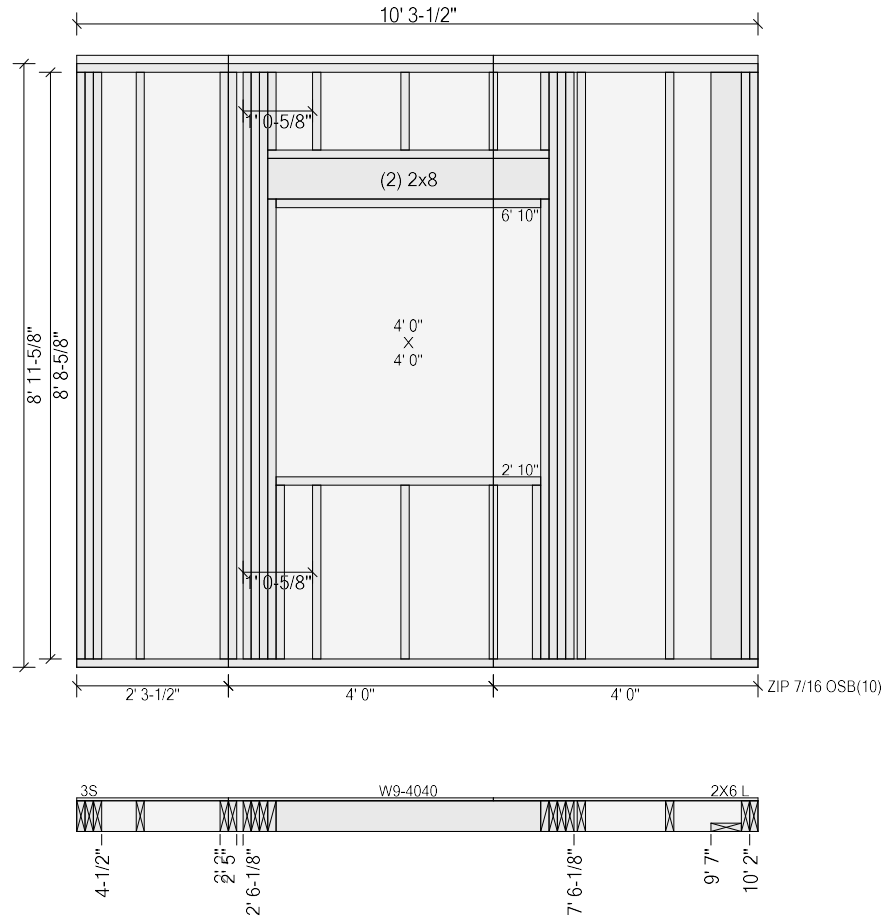


Top Plates: 2x6 SPF #2 12' 0" Bottom Plates: 2x6 SPF #2 12' 0"  
Studs: (4) 2x6 SPF #2 8' 8-5/8"

Components & Subcomponents	Start	End
2X6 L (2x6 Dn)	1' 8"	2' 3"
2 Studs 8' 8-5/8" 2x6 SPF #2		
(2) 2x6 SPF #2	3' 10-1/2"	4' 1-1/2"
2 Studs 8' 8-5/8" 2x6 SPF #2		
W9-4040 (6' 10")	4' 4-7/8"	9' 4-7/8"
3 Studs 8' 8-5/8" 2x6 SPF #2		1 Trimmer 6' 10" 2x6 SPF #2
3 Studs 8' 8-5/8" 2x6 SPF #2		1 Trimmer 6' 10" 2x6 SPF #2
2 Headers 4' 3" 2x8 SPF #2		1 Header Sill 4' 3" 2x6 SPF #2
1 Window Sill 4' 0" 2x6 SPF #2		1 Header Shim 4' 0" 2x6 SPF #2
5 Header Cripples 1' 1-7/8" 2x6 SPF #2		5 Sill Cripples 2' 7" 2x6 SPF #2
3S	11' 7-1/2"	@ End
3 Studs 8' 8-5/8" 2x6 SPF #2		
Exterior Sheathing: ZIP 7/16 OSB(10)	Start: Flush	End: Flush



Panel #EX265 Length: 10' 3-1/2" Height: 9' 1-1/8" First Stud Face @10-3/4" (1' 4" o.c.) Diagonal: 13' 7-13/16"



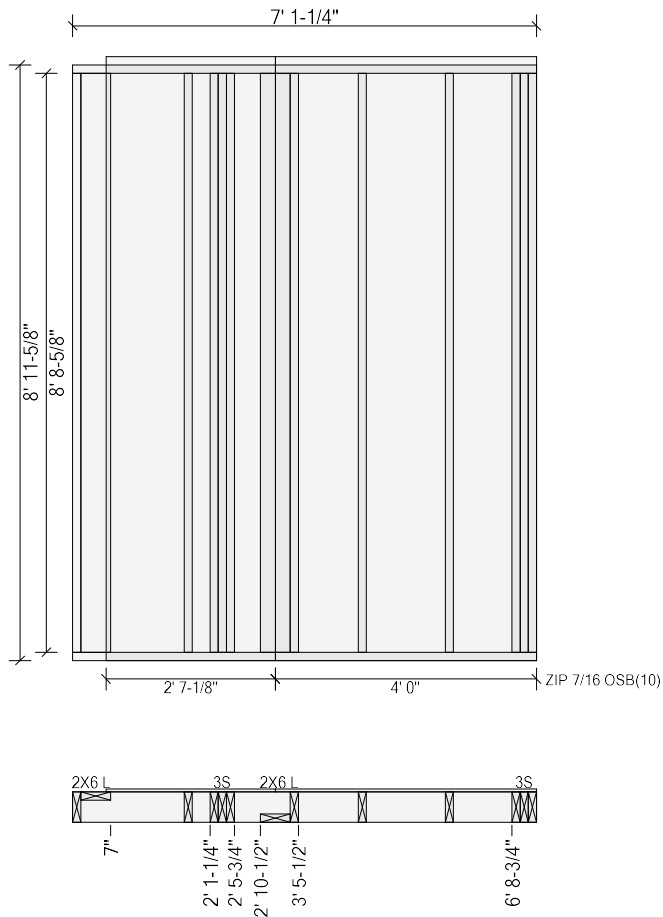
Top Plates: 2x6 SPF #2 10' 3-1/2" Bottom Plates: 2x6 SPF #2 10' 3-1/2"  
Studs: (4) 2x6 SPF #2 8' 8-5/8"



Components & Subcomponents	Start	End
3S	@ Start	4'-1/2"
3 Studs 8' 8-5/8" 2x6 SPF #2		
(2) 2x6 SPF #2	2' 2"	2' 5"
2 Studs 8' 8-5/8" 2x6 SPF #2		
W9-4040 (6' 10")	2' 6-1/8"	7' 6-1/8"
3 Studs 8' 8-5/8" 2x6 SPF #2	1 Trimmer 6' 10" 2x6 SPF #2	
3 Studs 8' 8-5/8" 2x6 SPF #2	1 Trimmer 6' 10" 2x6 SPF #2	
2 Headers 4' 3" 2x8 SPF #2	1 Header Sill 4' 3" 2x6 SPF #2	
1 Window Sill 4' 0" 2x6 SPF #2	1 Header Shim 4' 0" 2x6 SPF #2	
5 Header Cripples 1' 1-7/8" 2x6 SPF #2	5 Sill Cripples 2' 7" 2x6 SPF #2	
2X6 L (2x6 Dn)	9' 7"	10' 2"
2 Studs 8' 8-5/8" 2x6 SPF #2		
Exterior Sheathing: ZIP 7/16 OSB(10)	Start: Flush	End: Flush



Panel #EX266    Length: 7' 1-1/4"    Height: 9' 1-1/8"    First Stud Face @1' 8-1/2" (1' 4" o.c.)    Diagonal: 11' 5-5/16"



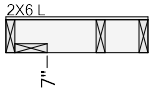
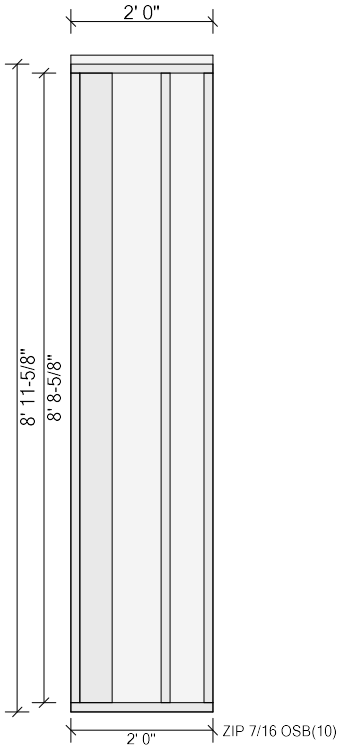
Top Plates:    2x6 SPF #2 7' 1-1/4"    Bottom Plates: 2x6 SPF #2 7' 1-1/4"  
Studs: (3) 2x6 SPF #2 8' 8-5/8"

Components & Subcomponents	Start	End
2X6 L (2x6 Up)	@ Start	7"
2 Studs 8' 8-5/8" 2x6 SPF #2		
3S	2' 1-1/4"	2' 5-3/4"
3 Studs 8' 8-5/8" 2x6 SPF #2		
2X6 L (2x6 Dn)	2' 10-1/2"	3' 5-1/2"
2 Studs 8' 8-5/8" 2x6 SPF #2		
3S	6' 8-3/4"	@ End
3 Studs 8' 8-5/8" 2x6 SPF #2		

Exterior Sheathing: ZIP 7/16 OSB(10)    Start: Hold 6-1/8"    End: Flush



Panel #EX267   Length: 2' 0"   Height: 9' 1-1/8"   First Stud Face @1' 3-1/4" (1' 4" o.c.)   Diagonal: 9' 2-1/4"

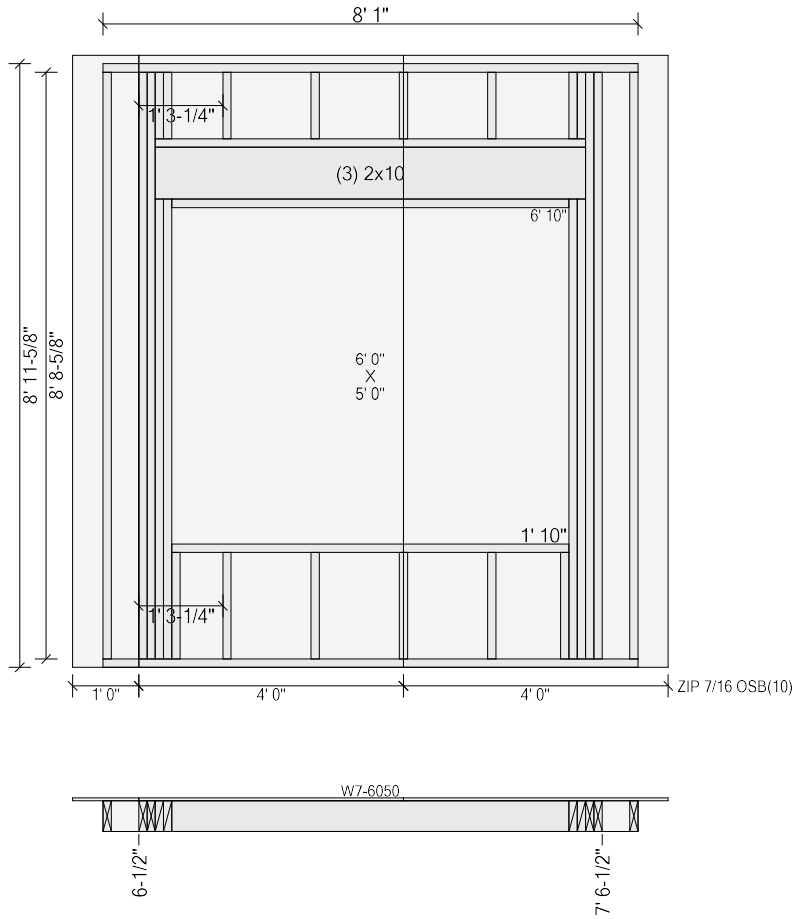


Top Plates:    2x6 SPF #2 2' 0"    Bottom Plates: 2x6 SPF #2 2' 0"  
Studs: (2) 2x6 SPF #2 8' 8-5/8"

Components & Subcomponents	Start	End
2X6 L (2x6 Dn)	@ Start	7"
2 Studs 8' 8-5/8" 2x6 SPF #2		
Exterior Sheathing: ZIP 7/16 OSB(10)	Start: Flush	End: Flush



Panel #EX268    Length: 8' 1"    Height: 9' 1-1/8"    Diagonal: 12' 0-7/8"



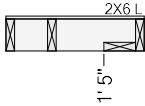

Top Plates:    2x6 SPF #2 8' 1"    Bottom Plates: 2x6 SPF #2 8' 1"  
Studs: (2) 2x6 SPF #2 8' 8-5/8"

Components & Subcomponents		Start	End
W7-6050 (6' 10")		6-1/2"	7' 6-1/2"
2 Studs	8' 8-5/8" 2x6 SPF #2	2 Trimmers	6' 10" 2x6 SPF #2
2 Studs	8' 8-5/8" 2x6 SPF #2	2 Trimmers	6' 10" 2x6 SPF #2
3 Headers	6' 6" 2x10 SPF #2	1 Header Sill	6' 6" 2x6 SPF #2
1 Window Sill	6' 0" 2x6 SPF #2	1 Header Shim	6' 0" 2x6 SPF #2
8 Header Cripples	11-7/8" 2x6 SPF #2	6 Sill Cripples	1' 7" 2x6 SPF #2

Exterior Sheathing: ZIP 7/16 OSB(10)    Start: Fly 5-1/2"    End: Fly 5-1/2"



Panel #EX269    Length: 2' 0"    Height: 9' 1-1/8"    First Stud Face @7-1/4" (1' 4" o.c.)    Diagonal: 9' 2-1/4"



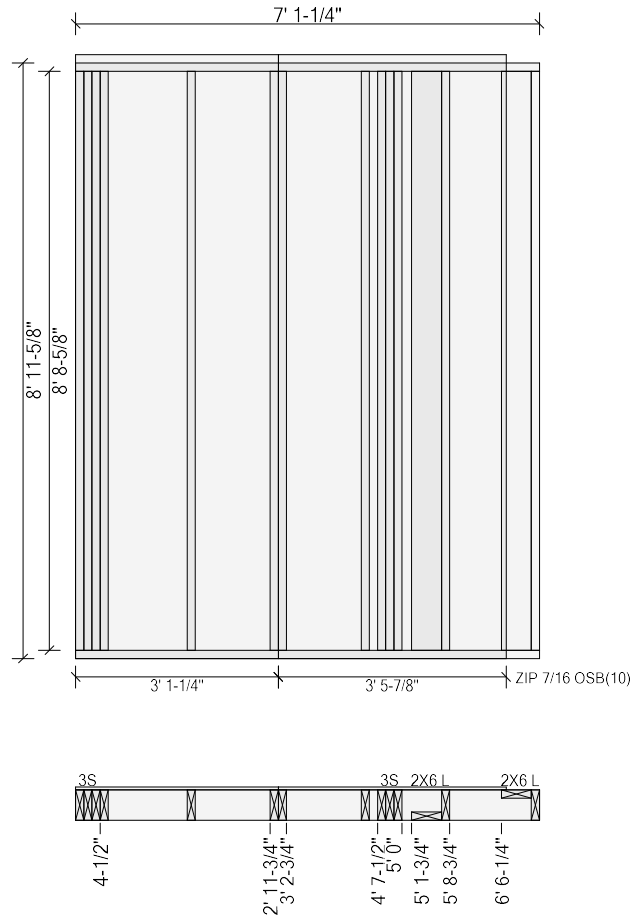
Top Plates:    2x6 SPF #2 2' 0"    Bottom Plates: 2x6 SPF #2 2' 0"  
Studs: (2) 2x6 SPF #2 8' 8-5/8"

Components & Subcomponents	Start	End
2X6 L (2x6 Dn)	1' 5"	@ End
2 Studs 8' 8-5/8" 2x6 SPF #2		

Exterior Sheathing: ZIP 7/16 OSB(10)    Start: Flush    End: Flush



Panel #EX270 Length: 7' 1-1/4" Height: 9' 1-1/8" First Stud Face @4-1/2" (1' 4" o.c.) Diagonal: 11' 5-5/16"

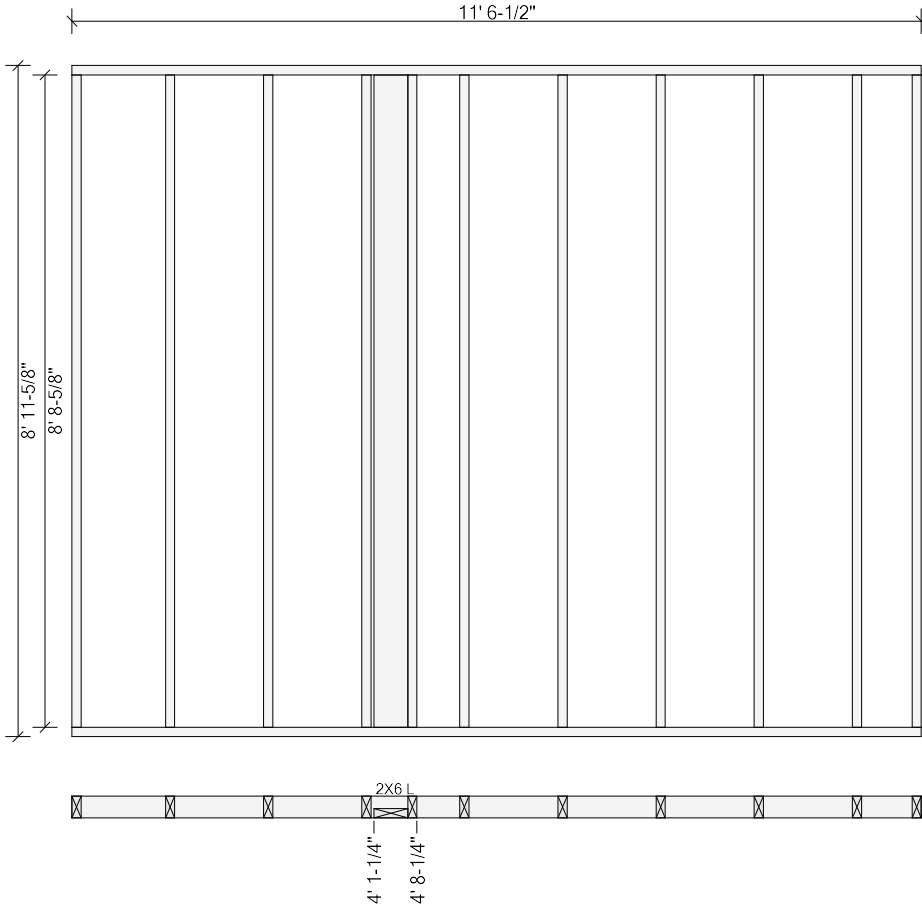


Top Plates: 2x6 SPF #2 7' 1-1/4" Bottom Plates: 2x6 SPF #2 7' 1-1/4"  
Studs: (3) 2x6 SPF #2 8' 8-5/8"

Components & Subcomponents	Start	End
3S	@ Start	4'-1/2"
3 Studs 8' 8-5/8" 2x6 SPF #2		
(2) 2x6 SPF #2	2' 11-3/4"	3' 2-3/4"
2 Studs 8' 8-5/8" 2x6 SPF #2		
3S	4' 7-1/2"	5' 0"
3 Studs 8' 8-5/8" 2x6 SPF #2		
2X6 L (2x6 Dn)	5' 1-3/4"	5' 8-3/4"
2 Studs 8' 8-5/8" 2x6 SPF #2		
2X6 L (2x6 Up)	6' 6-1/4"	@ End
2 Studs 8' 8-5/8" 2x6 SPF #2		
Exterior Sheathing: ZIP 7/16 OSB(10)    Start: Flush    End: Hold 6-1/8"		



Panel #EX271    Length: 11' 6-1/2"    Height: 9' 1-1/8"    First Stud Face @1' 3-1/4" (1' 4" o.c.)    Diagonal: 14' 7-3/8"



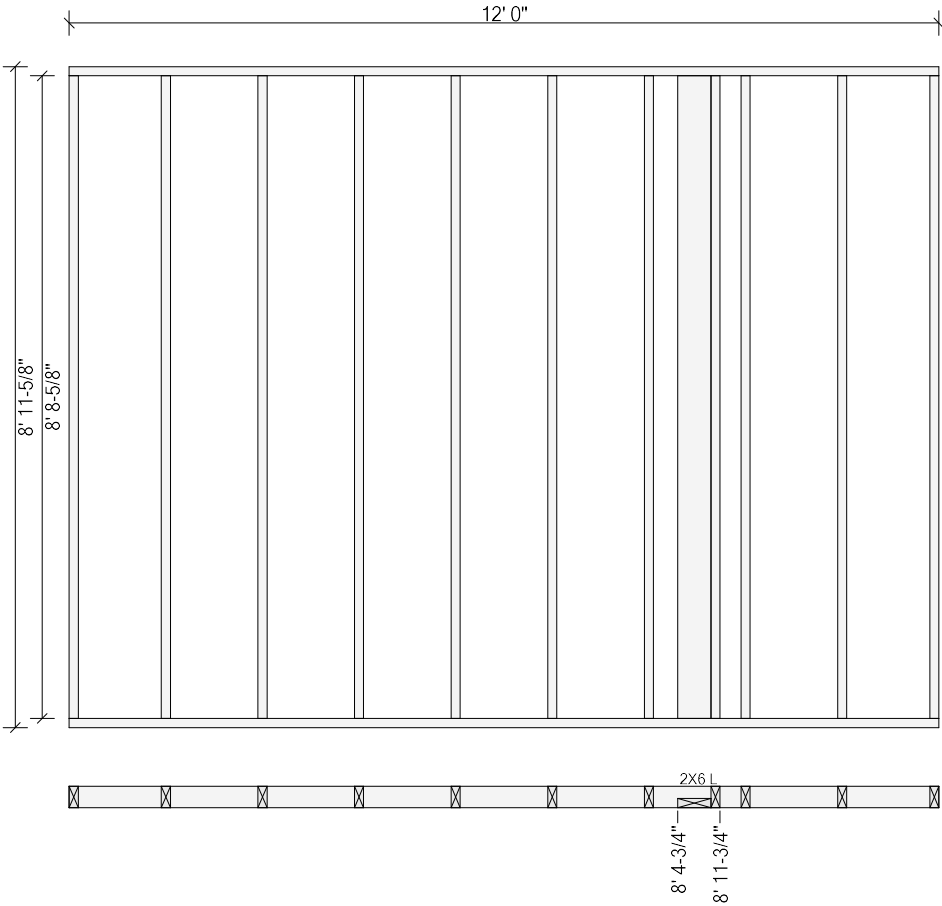
Top Plates:        2x4 SPF #2 11' 6-1/2"    Bottom Plates: 2x4 SPF #2 11' 6-1/2"  
Studs: (10) 2x4 SPF #2 8' 8-5/8"

Components & Subcomponents	Start	End
2X6 L (2x6 Dn)	4' 1-1/4"	4' 8-1/4"
1 Stud 8' 8-5/8" 2x6 SPF #2		1 Stud 8' 8-5/8" 2x4 SPF #2





Panel #EX272    Length: 12' 0"    Height: 9' 1-1/8"    First Stud Face @1' 3-1/4" (1' 4" o.c.)    Diagonal: 14' 11-3/4"

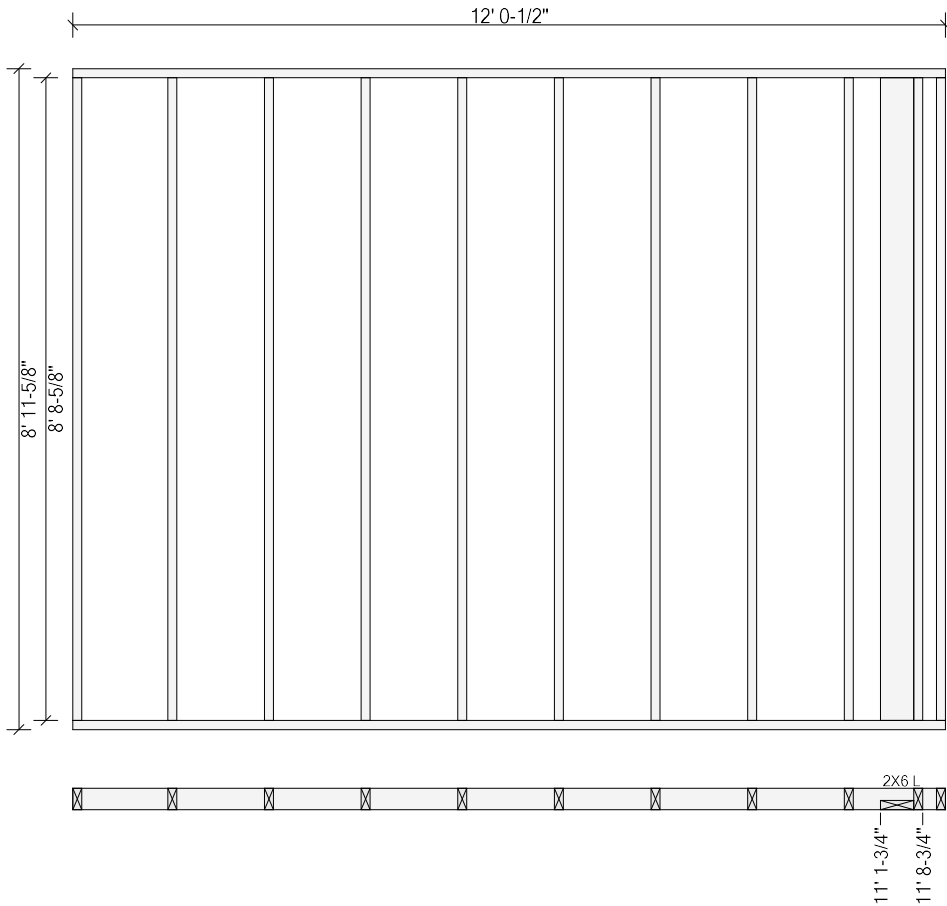


Top Plates:        2x4 SPF #2 12' 0"        Bottom Plates: 2x4 SPF #2 12' 0"  
Studs: (10) 2x4 SPF #2 8' 8-5/8"

Components & Subcomponents	Start	End
2X6 L (2x6 Dn)	8' 4-3/4"	8' 11-3/4"
1 Stud 8' 8-5/8" 2x6 SPF #2		1 Stud 8' 8-5/8" 2x4 SPF #2



Panel #EX273    Length: 12' 0-1/2"    Height: 9' 1-1/8"    First Stud Face @1' 3-3/4" (1' 4" o.c.)    Diagonal: 15' 0-3/16"

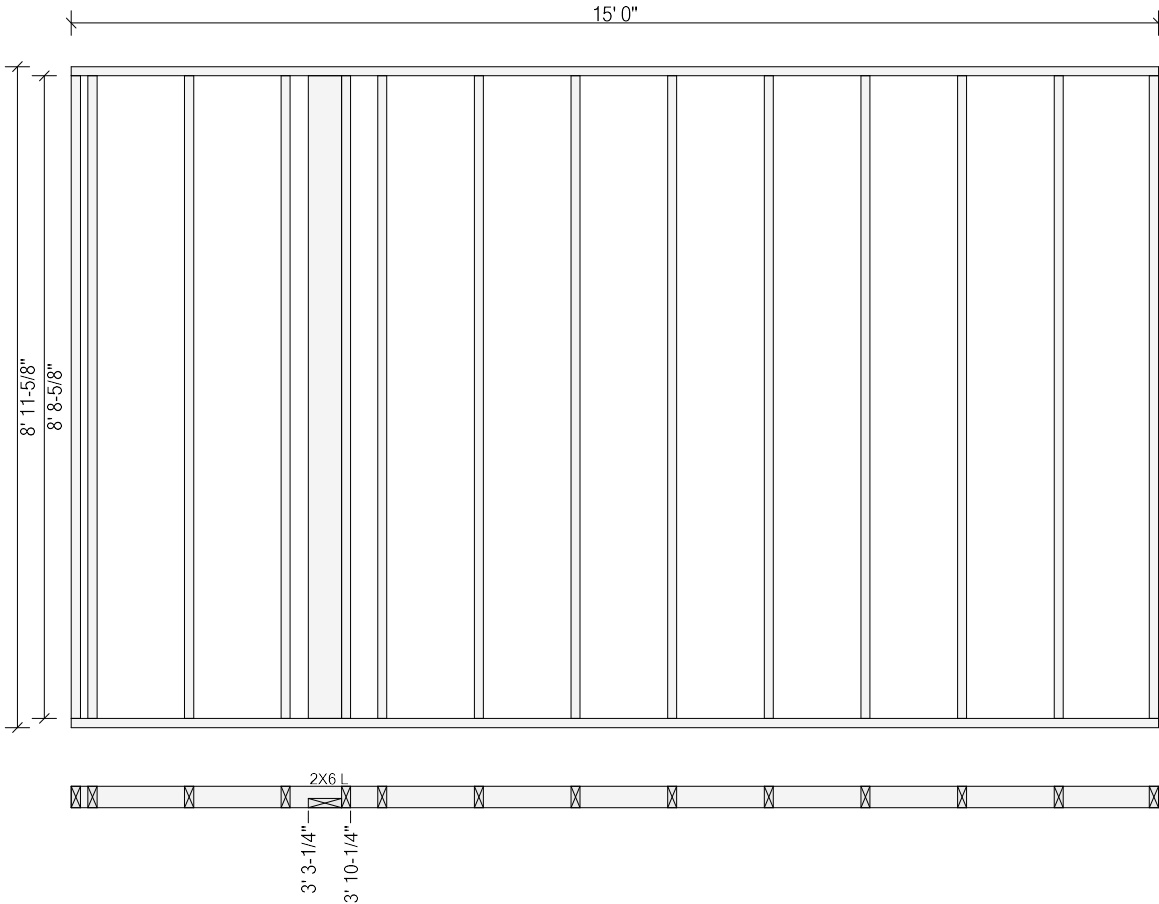


Top Plates:        2x4 SPF #2 12' 0-1/2"    Bottom Plates: 2x4 SPF #2 12' 0-1/2"  
Studs: (10) 2x4 SPF #2 8' 8-5/8"

Components & Subcomponents	Start	End
2X6 L (2x6 Dn)	11' 1-3/4"	11' 8-3/4"
1 Stud 8' 8-5/8" 2x6 SPF #2		1 Stud 8' 8-5/8" 2x4 SPF #2



Panel #EX274    Length: 15' 0"    Height: 9' 1-1/8"    First Stud Face @2-3/4" (1' 4" o.c.)    Diagonal: 17' 5-3/4"

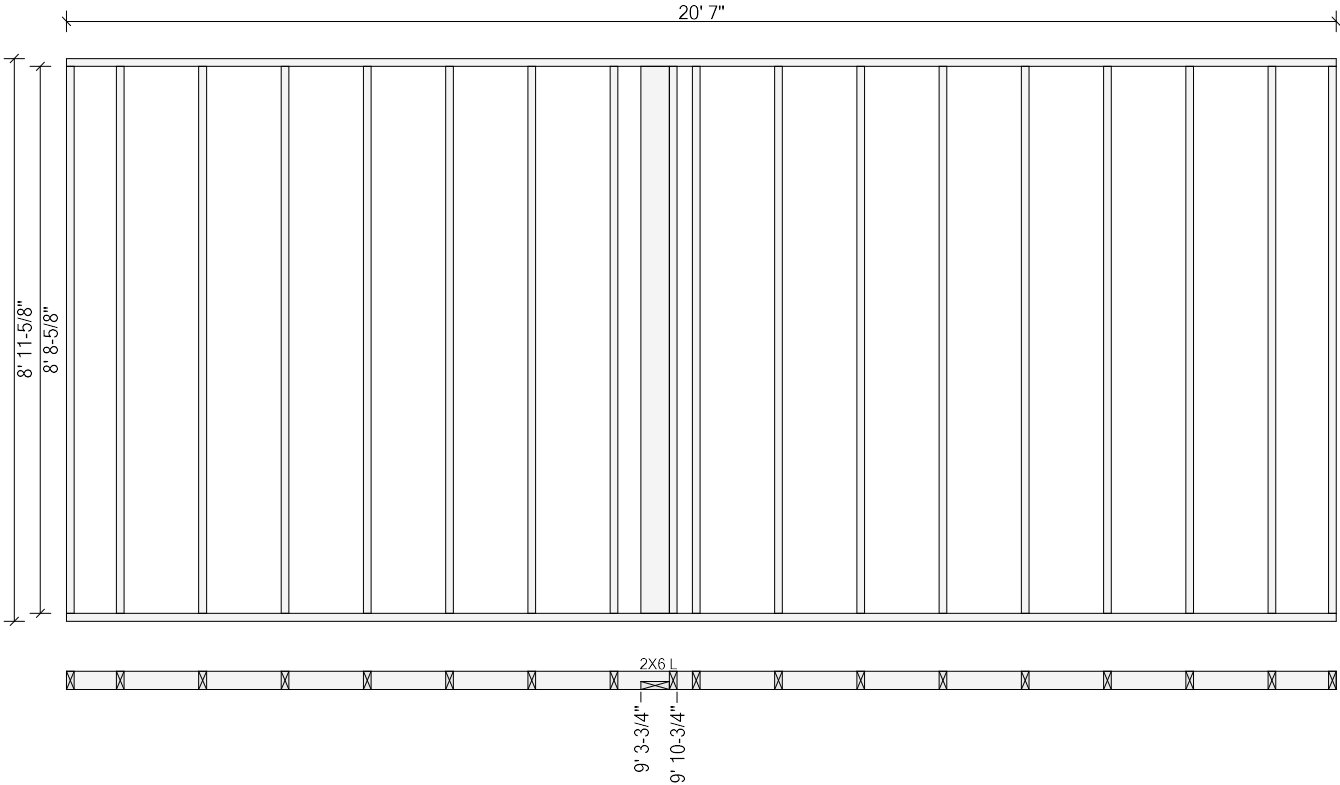


Top Plates:        2x4 SPF #2 15' 0"        Bottom Plates: 2x4 SPF #2 15' 0"  
Studs: (13) 2x4 SPF #2 8' 8-5/8"

Components & Subcomponents	Start	End
2X6 L (2x6 Dn)	3' 3-1/4"	3' 10-1/4"
1 Stud 8' 8-5/8" 2x6 SPF #2		1 Stud 8' 8-5/8" 2x4 SPF #2



Panel #EX275    Length: 20' 7"    Height: 9' 1-1/8"    First Stud Face @9-3/4" (1' 4" o.c.)    Diagonal: 22' 5-7/16"

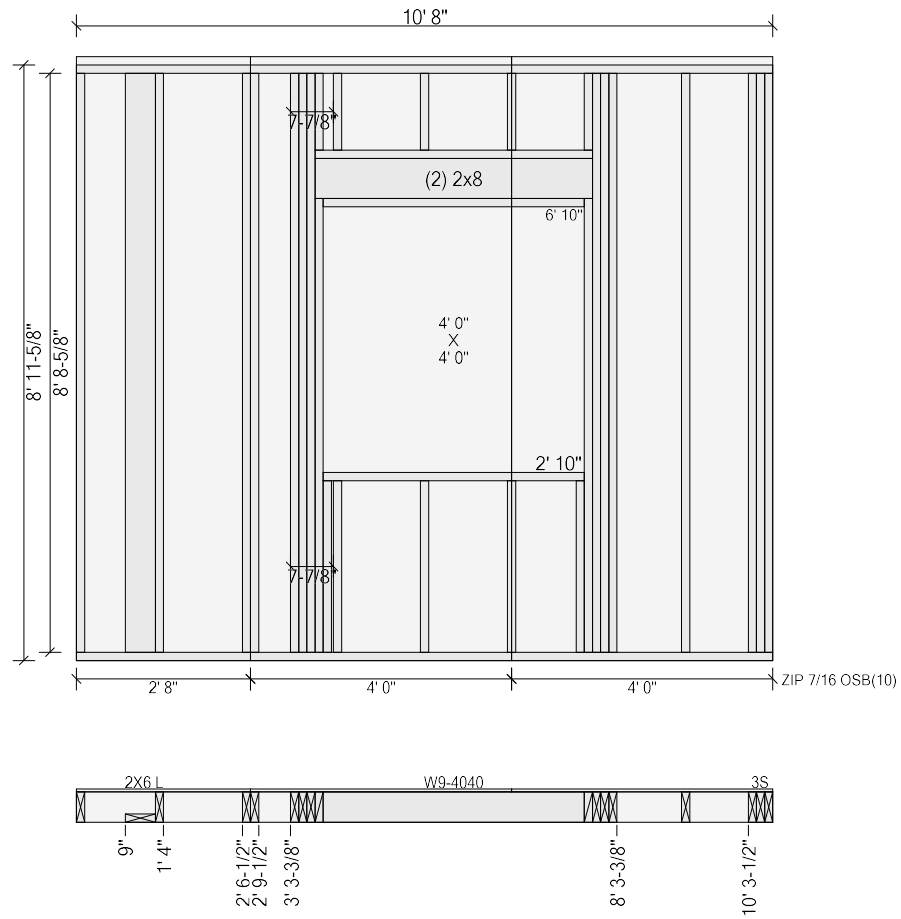


Top Plates:        2x4 SPF #2 20' 7"    Bottom Plates: 2x4 SPF #2 20' 7"  
Studs: (17) 2x4 SPF #2 8' 8-5/8"

Components & Subcomponents	Start	End
2X6 L (2x6 Dn)	9' 3-3/4"	9' 10-3/4"
1 Stud 8' 8-5/8" 2x6 SPF #2		1 Stud 8' 8-5/8" 2x4 SPF #2



Panel #EX276 Length: 10' 8" Height: 9' 1-1/8" First Stud Face @9' 3-1/4" (1' 4" o.c.) Diagonal: 13' 11-1/4"

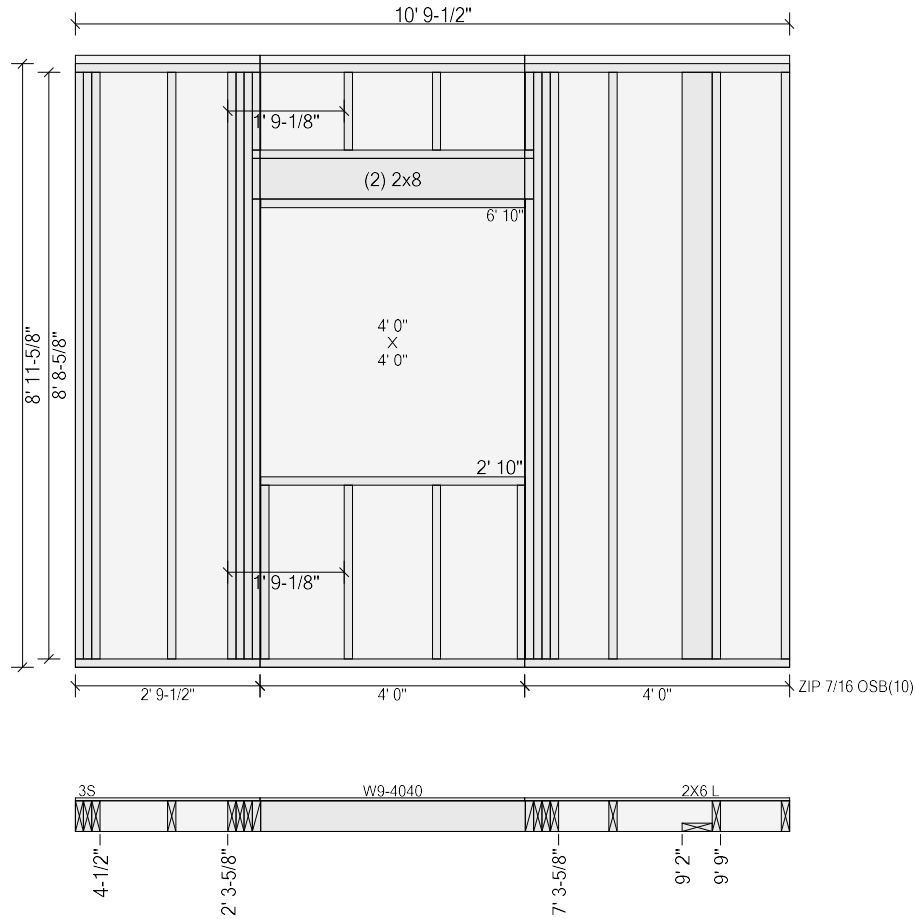


Top Plates: 2x6 SPF #2 10' 8" Bottom Plates: 2x6 SPF #2 10' 8"  
Studs: (2) 2x6 SPF #2 8' 8-5/8"

Components & Subcomponents	Start	End
2X6 L (2x6 Dn)	9"	1' 4"
2 Studs 8' 8-5/8" 2x6 SPF #2		
(2) 2x6 SPF #2	2' 6-1/2"	2' 9-1/2"
2 Studs 8' 8-5/8" 2x6 SPF #2		
W9-4040 (6' 10")	3' 3-3/8"	8' 3-3/8"
3 Studs 8' 8-5/8" 2x6 SPF #2	1 Trimmer 6' 10" 2x6 SPF #2	
3 Studs 8' 8-5/8" 2x6 SPF #2	1 Trimmer 6' 10" 2x6 SPF #2	
2 Headers 4' 3" 2x8 SPF #2	1 Header Sill 4' 3" 2x6 SPF #2	
1 Window Sill 4' 0" 2x6 SPF #2	1 Header Shim 4' 0" 2x6 SPF #2	
5 Header Cripples 1' 1-7/8" 2x6 SPF #2	5 Sill Cripples 2' 7" 2x6 SPF #2	
3S	10' 3-1/2"	@ End
3 Studs 8' 8-5/8" 2x6 SPF #2		
Exterior Sheathing: ZIP 7/16 OSB(10)	Start: Flush	End: Flush



Panel #EX277    Length: 10' 9-1/2"    Height: 9' 1-1/8"    First Stud Face @1' 4-3/4" (1' 4" o.c.)    Diagonal: 14' 0-3/8"



Top Plates:    2x6 SPF #2 10' 9-1/2"    Bottom Plates: 2x6 SPF #2 10' 9-1/2"  
Studs: (3) 2x6 SPF #2 8' 8-5/8"

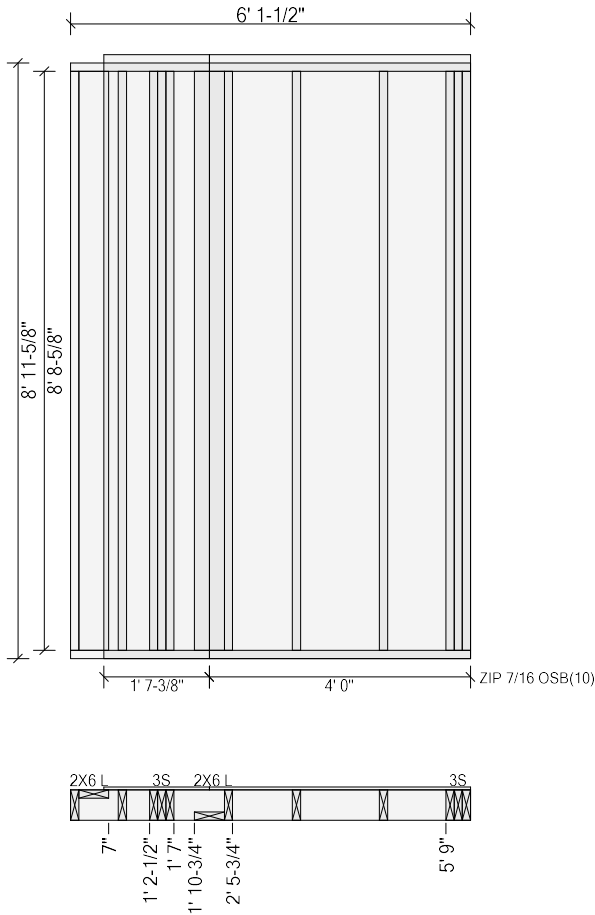
Components & Subcomponents	Start	End
3S	@ Start	4'-1/2"
3 Studs 8' 8-5/8" 2x6 SPF #2		
W9-4040 (6' 10")	2' 3-5/8"	7' 3-5/8"
3 Studs 8' 8-5/8" 2x6 SPF #2		
3 Studs 8' 8-5/8" 2x6 SPF #2		
2 Headers 4' 3" 2x8 SPF #2		
1 Window Sill 4' 0" 2x6 SPF #2		
4 Header Cripples 1' 1-7/8" 2x6 SPF #2		
1 Trimmer 6' 10" 2x6 SPF #2		
1 Trimmer 6' 10" 2x6 SPF #2		
1 Header Sill 4' 3" 2x6 SPF #2		
1 Header Shim 4' 0" 2x6 SPF #2		
4 Sill Cripples 2' 7" 2x6 SPF #2		
2X6 L (2x6 Dn)	9' 2"	9' 9"
2 Studs 8' 8-5/8" 2x6 SPF #2		

Exterior Sheathing: ZIP 7/16 OSB(10)    Start: Flush    End: Flush





Panel #EX278    Length: 6' 1-1/2"    Height: 9' 1-1/8"    First Stud Face @8-3/4" (1' 4" o.c.)    Diagonal: 10' 10-5/16"



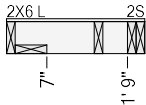
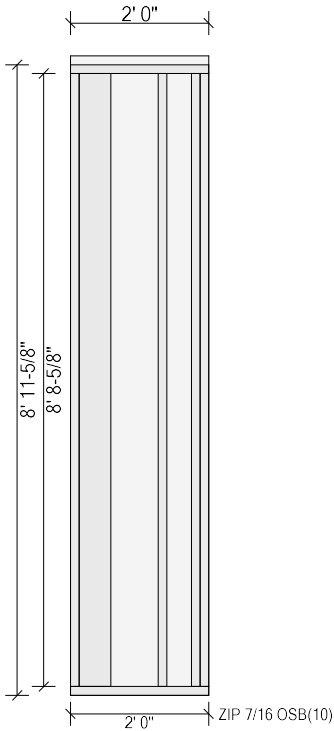
Top Plates:    2x6 SPF #2 6' 1-1/2"    Bottom Plates: 2x6 SPF #2 6' 1-1/2"  
Studs: (3) 2x6 SPF #2 8' 8-5/8"

Components & Subcomponents	Start	End
2X6 L (2x6 Up)	@ Start	7"
2 Studs 8' 8-5/8" 2x6 SPF #2		
3S	1' 2-1/2"	1' 7"
3 Studs 8' 8-5/8" 2x6 SPF #2		
2X6 L (2x6 Dn)	1' 10-3/4"	2' 5-3/4"
2 Studs 8' 8-5/8" 2x6 SPF #2		
3S	5' 9"	@ End
3 Studs 8' 8-5/8" 2x6 SPF #2		

Exterior Sheathing: ZIP 7/16 OSB(10)    Start: Hold 6-1/8"    End: Flush



Panel #EX279    Length: 2' 0"    Height: 9' 1-1/8"    First Stud Face @1' 3-1/4" (1' 4" o.c.)    Diagonal: 9' 2-1/4"

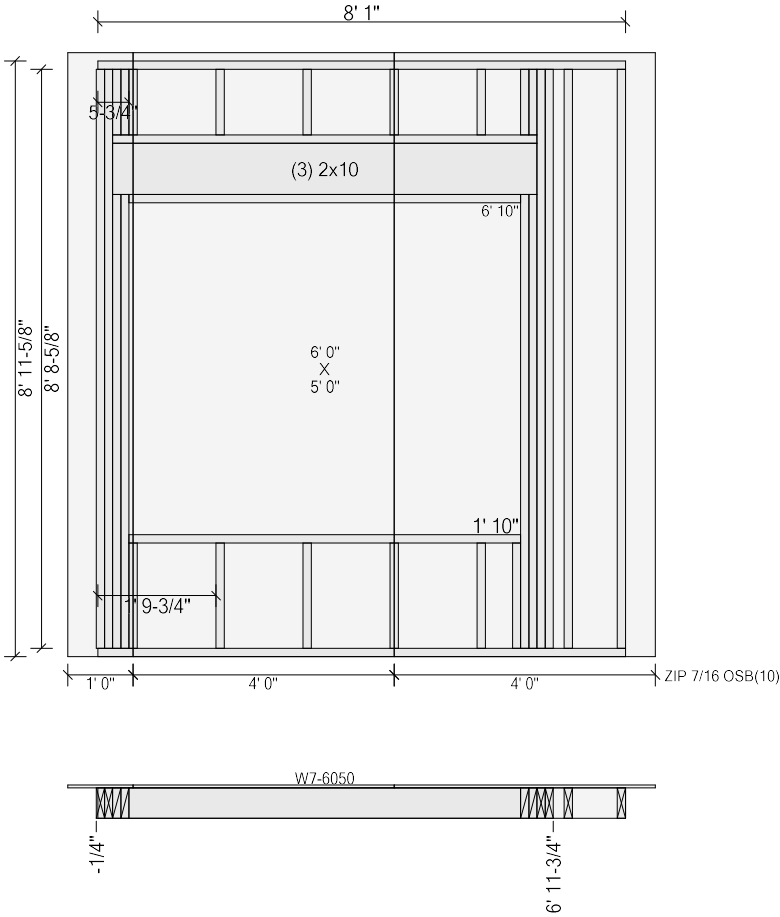


Top Plates: 2x6 SPF #2 2' 0"      Bottom Plates: 2x6 SPF #2 2' 0"  
Studs: 2x6 SPF #2 8' 8-5/8"

Components & Subcomponents	Start	End
2X6 L (2x6 Dn)	@ Start	7"
2 Studs 8' 8-5/8" 2x6 SPF #2		
2S	1' 9"	@ End
2 Studs 8' 8-5/8" 2x6 SPF #2		
Exterior Sheathing: ZIP 7/16 OSB(10)	Start: Flush	End: Flush

←

Panel #EX280    Length: 8' 1"    Height: 9' 1-1/8"    First Stud Face @7' 1-3/4" (1' 4" o.c.)    Diagonal: 12' 0-7/8"



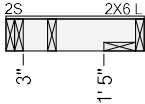
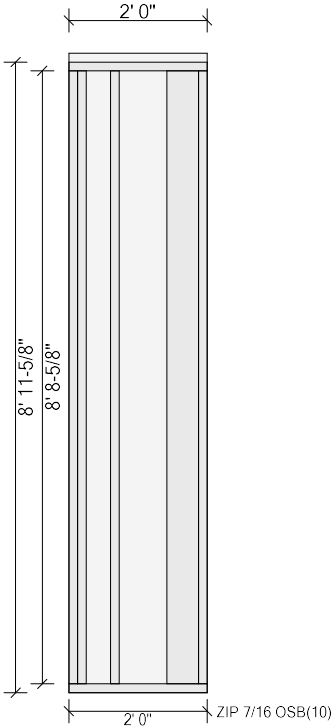
Top Plates:    2x6 SPF #2 8' 1"    Bottom Plates: 2x6 SPF #2 8' 1"  
Studs: (2) 2x6 SPF #2 8' 8-5/8"

Components & Subcomponents		Start	End
W7-6050 (6' 10")		-1/4"	6' 11-3/4"
2 Studs	8' 8-5/8" 2x6 SPF #2	2 Trimmers	6' 10" 2x6 SPF #2
2 Studs	8' 8-5/8" 2x6 SPF #2	2 Trimmers	6' 10" 2x6 SPF #2
3 Headers	6' 6" 2x10 SPF #2	1 Header Sill	6' 6" 2x6 SPF #2
1 Window Sill	6' 0" 2x6 SPF #2	1 Header Shim	6' 0" 2x6 SPF #2
9 Header Cripples	11-7/8" 2x6 SPF #2	6 Sill Cripples	1' 7" 2x6 SPF #2

Exterior Sheathing: ZIP 7/16 OSB(10)    Start: Fly 5-1/2"    End: Fly 5-1/2"



Panel #EX281    Length: 2' 0"    Height: 9' 1-1/8"    First Stud Face @7-1/4" (1' 4" o.c.)    Diagonal: 9' 2-1/4"




Top Plates: 2x6 SPF #2 2' 0"      Bottom Plates: 2x6 SPF #2 2' 0"  
Studs: 2x6 SPF #2 8' 8-5/8"

Components & Subcomponents	Start	End
2S	@ Start	3"
2 Studs 8' 8-5/8" 2x6 SPF #2		
2X6 L (2x6 Dn)	1' 5"	@ End
2 Studs 8' 8-5/8" 2x6 SPF #2		
Exterior Sheathing: ZIP 7/16 OSB(10)	Start: Flush	End: Flush



Panel #EX282 Length: 7' 3" Height: 9' 1-1/8" First Stud Face @6-1/4" (1' 4" o.c.) Diagonal: 11' 6-3/8"



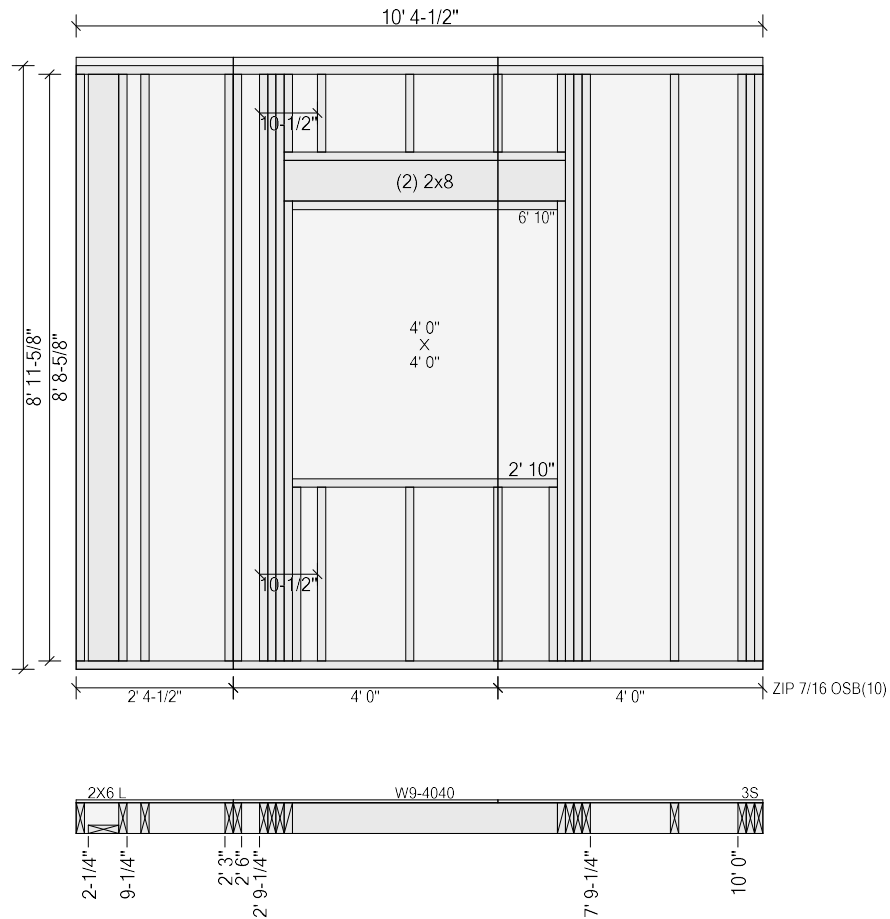
Top Plates: 2x6 SPF #2 7' 3"  
Studs: (4) 2x6 SPF #2 8' 8-5/8"

Bottom Plates: 2x6 SPF #2 7' 3"

Components & Subcomponents	Start	End
3S	@ Start	4'-1/2"
3 Studs 8' 8-5/8" 2x6 SPF #2		
(2) 2x6 SPF #2	3' 1-1/2"	3' 4-1/2"
2 Studs 8' 8-5/8" 2x6 SPF #2		
3S	4' 8-1/2"	5' 1"
3 Studs 8' 8-5/8" 2x6 SPF #2		
2X6 L (2x6 Dn)	5' 1-3/4"	5' 8-3/4"
2 Studs 8' 8-5/8" 2x6 SPF #2		
2X6 L (2x6 Up)	6' 8"	@ End
2 Studs 8' 8-5/8" 2x6 SPF #2		
Exterior Sheathing: ZIP 7/16 OSB(10)    Start: Flush    End: Hold 6-1/8"		



Panel #EX283 Length: 10' 4-1/2" Height: 9' 1-1/8" First Stud Face @11-3/4" (1' 4" o.c.) Diagonal: 13' 8-9/16"



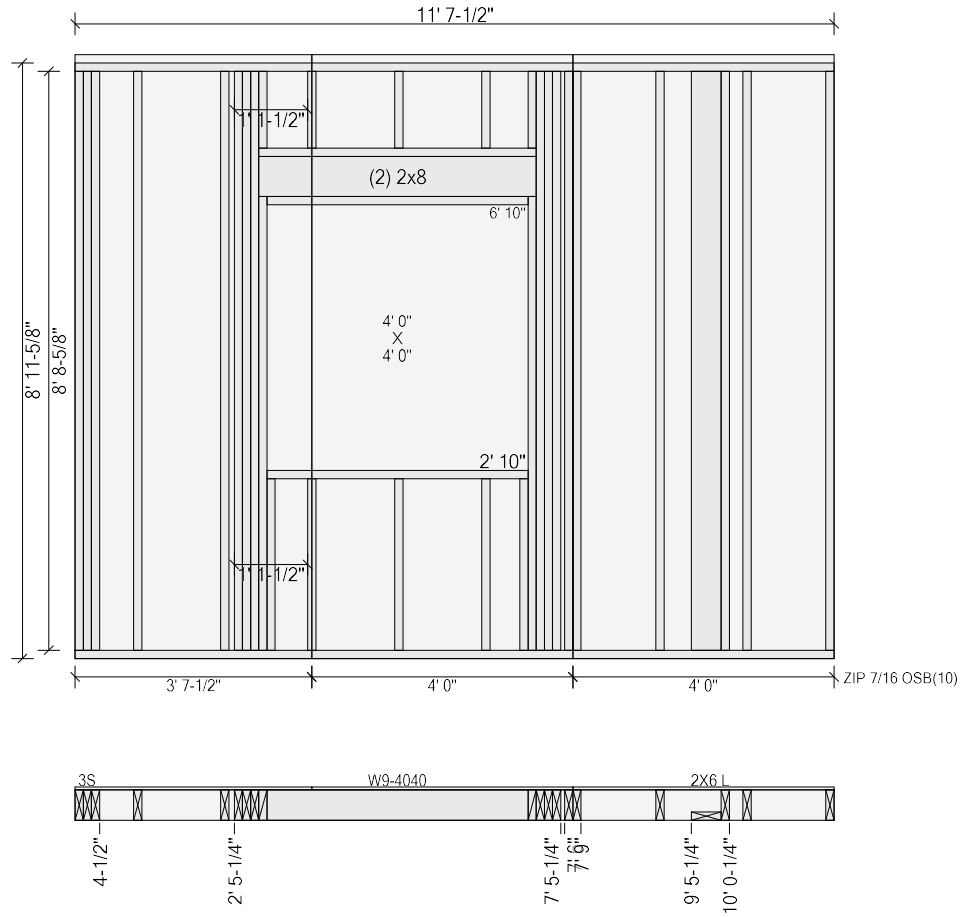
Top Plates: 2x6 SPF #2 10' 4-1/2" Bottom Plates: 2x6 SPF #2 10' 4-1/2"  
Studs: (3) 2x6 SPF #2 8' 8-5/8"

Components & Subcomponents	Start	End
2X6 L (2x6 Dn)	2'-1/4"	9'-1/4"
2 Studs 8' 8-5/8" 2x6 SPF #2		
(2) 2x6 SPF #2	2' 3"	2' 6"
2 Studs 8' 8-5/8" 2x6 SPF #2		
W9-4040 (6' 10")	2' 9-1/4"	7' 9-1/4"
3 Studs 8' 8-5/8" 2x6 SPF #2	1 Trimmer 6' 10" 2x6 SPF #2	
3 Studs 8' 8-5/8" 2x6 SPF #2	1 Trimmer 6' 10" 2x6 SPF #2	
2 Headers 4' 3" 2x8 SPF #2	1 Header Sill 4' 3" 2x6 SPF #2	
1 Window Sill 4' 0" 2x6 SPF #2	1 Header Shim 4' 0" 2x6 SPF #2	
5 Header Cripples 1' 1-7/8" 2x6 SPF #2	5 Sill Cripples 2' 7" 2x6 SPF #2	
3S	10' 0"	@ End
3 Studs 8' 8-5/8" 2x6 SPF #2		
Exterior Sheathing: ZIP 7/16 OSB(10)	Start: Flush	End: Flush





Panel #EX284 Length: 11' 7-1/2" Height: 9' 1-1/8" First Stud Face @10-3/4" (1' 4" o.c.) Diagonal: 14' 8-3/16"




Top Plates: 2x6 SPF #2 11' 7-1/2" Bottom Plates: 2x6 SPF #2 11' 7-1/2"  
Studs: (5) 2x6 SPF #2 8' 8-5/8"

Components & Subcomponents	Start	End
3S	@ Start	4-1/2"
3 Studs 8' 8-5/8" 2x6 SPF #2		
W9-4040 (6' 10")	2' 5-1/4"	7' 5-1/4"
3 Studs 8' 8-5/8" 2x6 SPF #2	1 Trimmer 6' 10" 2x6 SPF #2	
3 Studs 8' 8-5/8" 2x6 SPF #2	1 Trimmer 6' 10" 2x6 SPF #2	
2 Headers 4' 3" 2x8 SPF #2	1 Header Sill 4' 3" 2x6 SPF #2	
1 Window Sill 4' 0" 2x6 SPF #2	1 Header Shim 4' 0" 2x6 SPF #2	
5 Header Cripples 1' 1-7/8" 2x6 SPF #2	5 Sill Cripples 2' 7" 2x6 SPF #2	
(2) 2x6 SPF #2	7' 6"	7' 9"
2 Studs 8' 8-5/8" 2x6 SPF #2		
2X6 L (2x6 Dn)	9' 5-1/4"	10' 0-1/4"
2 Studs 8' 8-5/8" 2x6 SPF #2		
Exterior Sheathing: ZIP 7/16 OSB(10)	Start: Flush	End: Flush



Panel #EX285    Length: 11' 10-1/2"    Height: 9' 1-1/8"    First Stud Face @1' 3-1/4" (1' 4" o.c.)    Diagonal: 14' 10-9/16"




Top Plates:      2x4 SPF #2 11' 10-1/2"    Bottom Plates: 2x4 SPF #2 11' 10-1/2"  
Studs: (10) 2x4 SPF #2 8' 8-5/8"

Components & Subcomponents	Start	End
2X6 L (2x6 Dn)	1-3/4"	8-3/4"
1 Stud 8' 8-5/8" 2x6 SPF #2		1 Stud 8' 8-5/8" 2x4 SPF #2



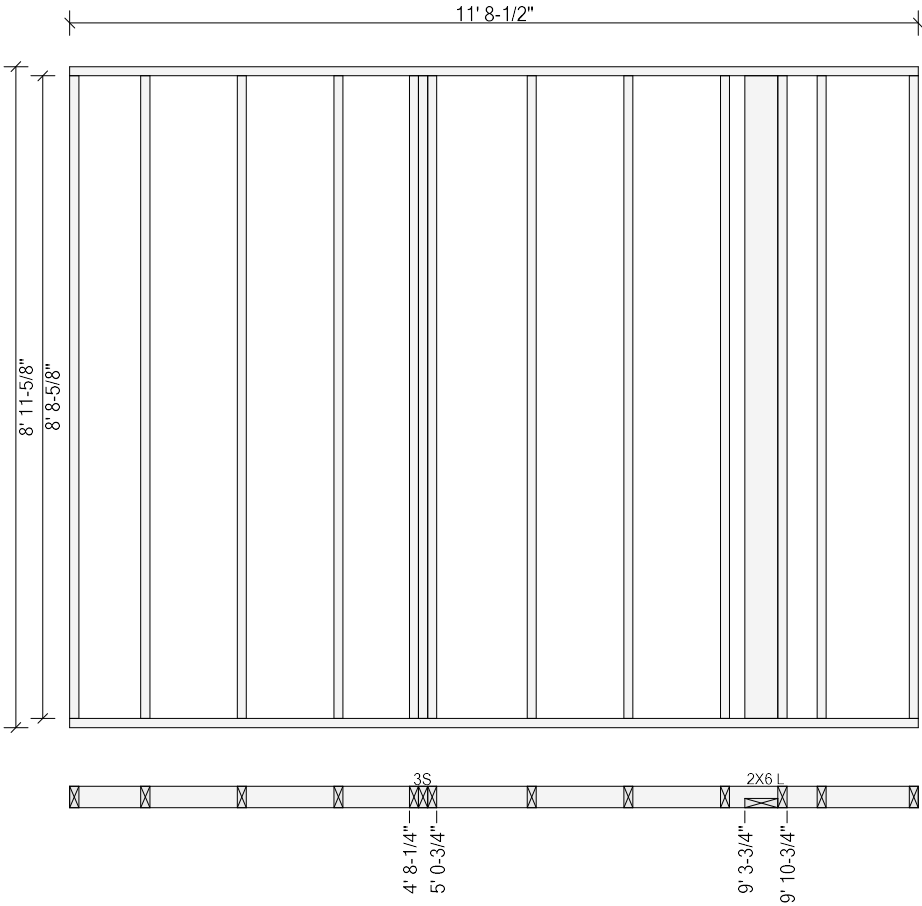
Panel #EX286   Length: 12' 0"   Height: 9' 1-1/8"   First Stud Face @1' 3-1/4" (1' 4" o.c.)   Diagonal: 14' 11-3/4"



Top Plates:      2x4 SPF #2 12' 0"      Bottom Plates: 2x4 SPF #2 12' 0"  
Studs: (10) 2x4 SPF #2 8' 8-5/8"



Panel #EX287    Length: 11' 8-1/2"    Height: 9' 1-1/8"    First Stud Face @11-3/4" (1' 4" o.c.)    Diagonal: 14' 9"

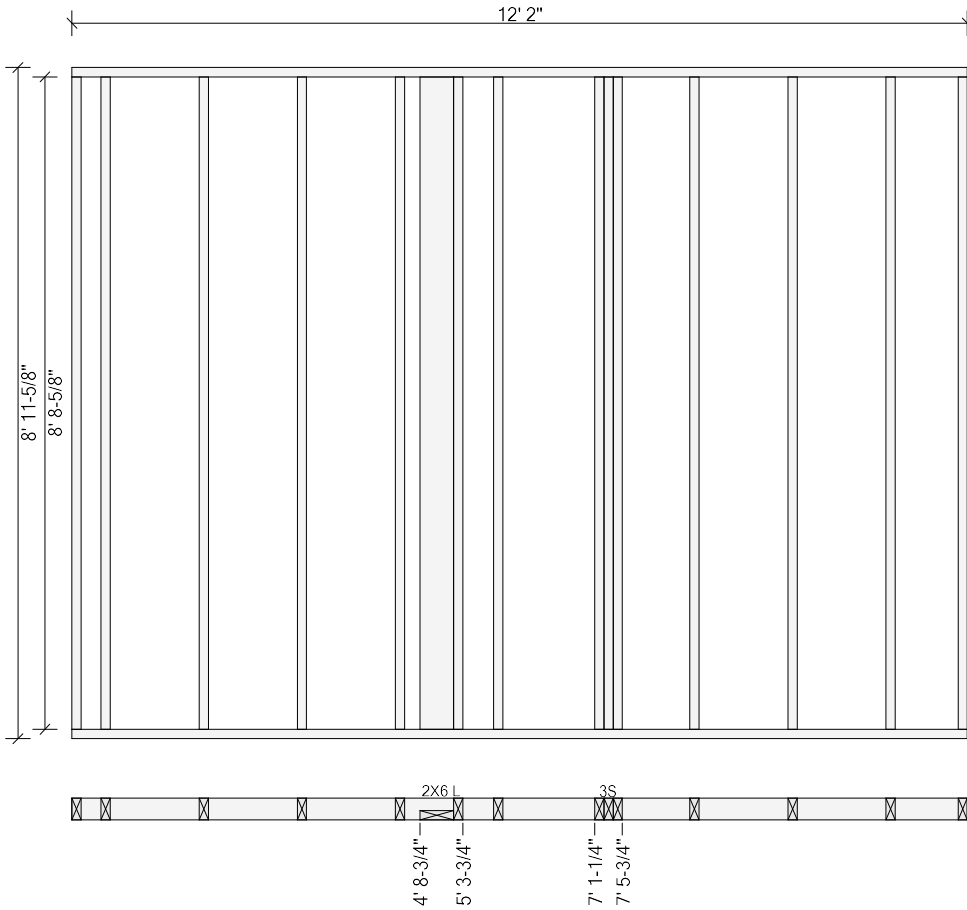


Top Plates:    2x4 SPF #2 11' 8-1/2"    Bottom Plates: 2x4 SPF #2 11' 8-1/2"  
Studs: (9) 2x4 SPF #2 8' 8-5/8"

Components & Subcomponents	Start	End
3S	4' 8-1/4"	5' 0-3/4"
3 Studs 8' 8-5/8" 2x4 SPF #2		
2X6 L (2x6 Dn)	9' 3-3/4"	9' 10-3/4"
1 Stud 8' 8-5/8" 2x6 SPF #2		
1 Stud 8' 8-5/8" 2x4 SPF #2		



Panel #EX288    Length: 12' 2"    Height: 9' 1-1/8"    First Stud Face @4-3/4" (1' 4" o.c.)    Diagonal: 15' 1-3/8"




Top Plates:      2x4 SPF #2 12' 2"      Bottom Plates: 2x4 SPF #2 12' 2"  
Studs: (10) 2x4 SPF #2 8' 8-5/8"

Components & Subcomponents	Start	End
2X6 L (2x6 Dn)	4' 8-3/4"	5' 3-3/4"
1 Stud 8' 8-5/8" 2x6 SPF #2		1 Stud 8' 8-5/8" 2x4 SPF #2
3S	7' 1-1/4"	7' 5-3/4"
3 Studs 8' 8-5/8" 2x4 SPF #2		



Panel #EX289   Length: 12' 0"   Height: 9' 1-1/8"   First Stud Face @4-3/4" (1' 4" o.c.)   Diagonal: 14' 11-3/4"




Top Plates:      2x4 SPF #2 12' 0"      Bottom Plates: 2x4 SPF #2 12' 0"  
Studs: (10) 2x4 SPF #2 8' 8-5/8"

Components & Subcomponents	Start	End
2X6 L (2x6 Dn)	-3-1/4"	3-3/4"
1 Stud 8' 8-5/8" 2x6 SPF #2		1 Stud 8' 8-5/8" 2x4 SPF #2
2X6 L (2x6 Dn)	9' 0-1/4"	9' 7-1/4"
1 Stud 8' 8-5/8" 2x6 SPF #2		1 Stud 8' 8-5/8" 2x4 SPF #2



Panel #EX290 Length: 11' 5" Height: 9' 1-1/8" First Stud Face @1' 1-3/4" (1' 4" o.c.) Diagonal: 14' 6-3/16"

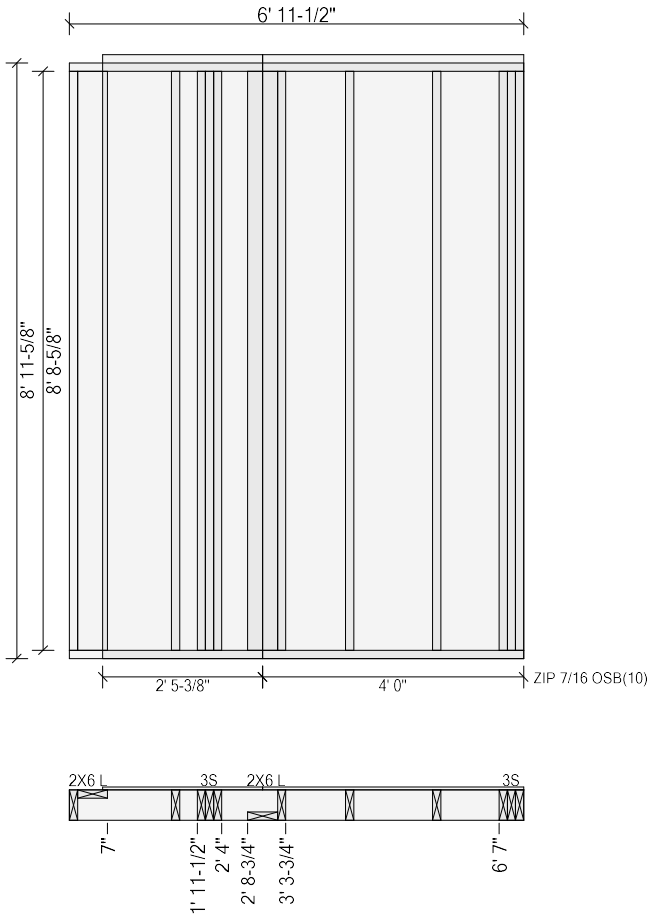


Top Plates: 2x4 SPF #2 11' 5" Bottom Plates: 2x4 SPF #2 11' 5"  
Studs: (9) 2x4 SPF #2 8' 8-5/8"





Panel #EX291    Length: 6' 11-1/2"    Height: 9' 1-1/8"    First Stud Face @1' 6-3/4" (1' 4" o.c.)    Diagonal: 11' 4-3/16"



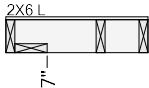
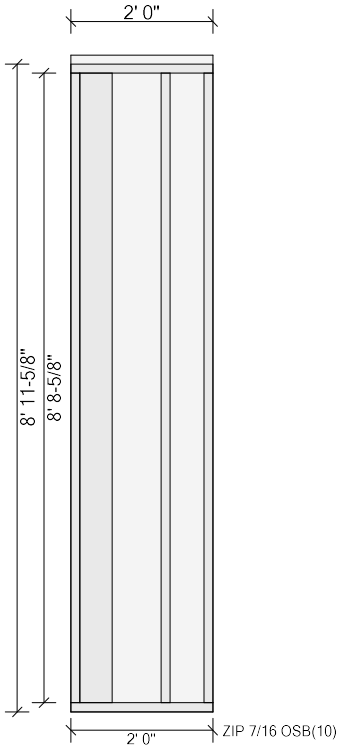
Top Plates:    2x6 SPF #2 6' 11-1/2"    Bottom Plates: 2x6 SPF #2 6' 11-1/2"  
Studs: (3) 2x6 SPF #2 8' 8-5/8"

Components & Subcomponents	Start	End
2X6 L (2x6 Up)	@ Start	7"
2 Studs 8' 8-5/8" 2x6 SPF #2		
3S	1' 11-1/2"	2' 4"
3 Studs 8' 8-5/8" 2x6 SPF #2		
2X6 L (2x6 Dn)	2' 8-3/4"	3' 3-3/4"
2 Studs 8' 8-5/8" 2x6 SPF #2		
3S	6' 7"	@ End
3 Studs 8' 8-5/8" 2x6 SPF #2		

Exterior Sheathing: ZIP 7/16 OSB(10)    Start: Hold 6-1/8"    End: Flush



Panel #EX292   Length: 2' 0"   Height: 9' 1-1/8"   First Stud Face @1' 3-1/4" (1' 4" o.c.)   Diagonal: 9' 2-1/4"

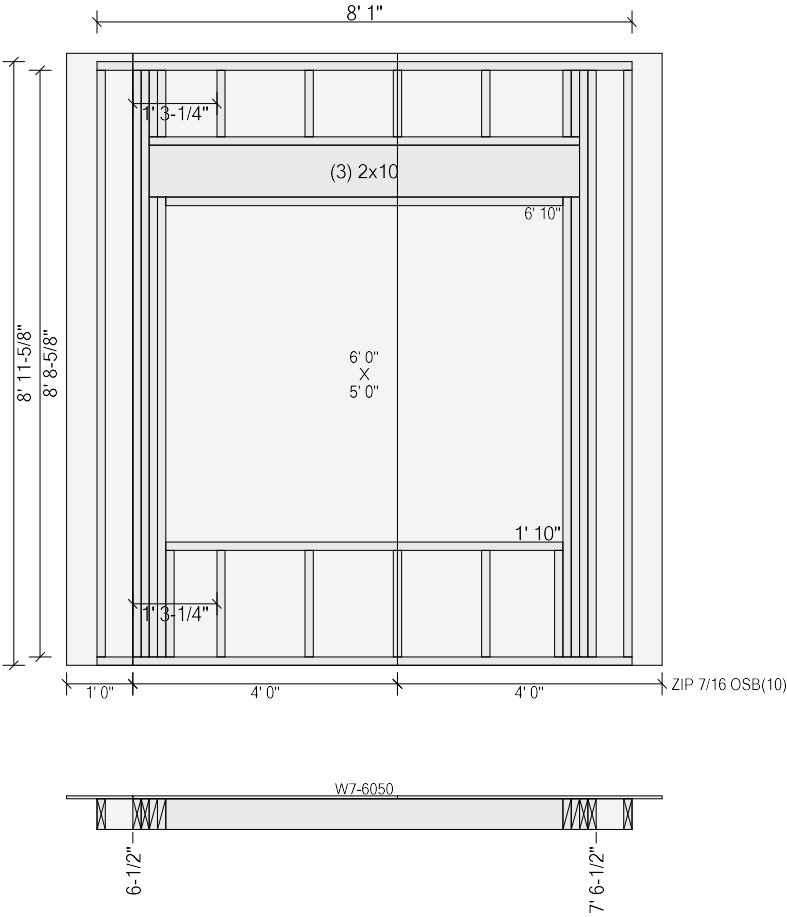


Top Plates:     2x6 SPF #2 2' 0"     Bottom Plates: 2x6 SPF #2 2' 0"  
Studs: (2) 2x6 SPF #2 8' 8-5/8"

Components & Subcomponents	Start	End
2X6 L (2x6 Dn)	@ Start	7"
2 Studs 8' 8-5/8" 2x6 SPF #2		
Exterior Sheathing: ZIP 7/16 OSB(10)	Start: Flush	End: Flush



Panel #EX293    Length: 8' 1"    Height: 9' 1-1/8"    Diagonal: 12' 0-7/8"



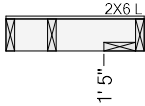

Top Plates: 2x6 SPF #2 8' 1"    Bottom Plates: 2x6 SPF #2 8' 1"  
Studs: (2) 2x6 SPF #2 8' 8-5/8"

Components & Subcomponents		Start	End
W7-6050 (6' 10")		6-1/2"	7' 6-1/2"
2 Studs	8' 8-5/8" 2x6 SPF #2	2 Trimmers	6' 10" 2x6 SPF #2
2 Studs	8' 8-5/8" 2x6 SPF #2	2 Trimmers	6' 10" 2x6 SPF #2
3 Headers	6' 6" 2x10 SPF #2	1 Header Sill	6' 6" 2x6 SPF #2
1 Window Sill	6' 0" 2x6 SPF #2	1 Header Shim	6' 0" 2x6 SPF #2
8 Header Cripples	11-7/8" 2x6 SPF #2	6 Sill Cripples	1' 7" 2x6 SPF #2

Exterior Sheathing: ZIP 7/16 OSB(10)    Start: Fly 5-1/2"    End: Fly 5-1/2"



Panel #EX294    Length: 2' 0"    Height: 9' 1-1/8"    First Stud Face @7-1/4" (1' 4" o.c.)    Diagonal: 9' 2-1/4"



Top Plates:    2x6 SPF #2 2' 0"    Bottom Plates: 2x6 SPF #2 2' 0"

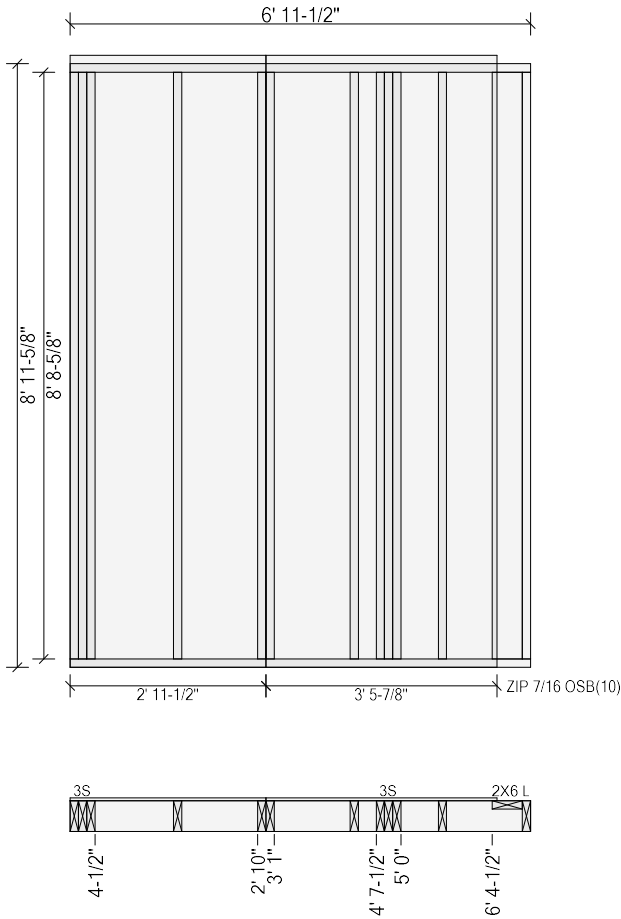
Studs: (2) 2x6 SPF #2 8' 8-5/8"

Components & Subcomponents	Start	End
2X6 L (2x6 Dn)	1' 5"	@ End
2 Studs 8' 8-5/8" 2x6 SPF #2		

Exterior Sheathing: ZIP 7/16 OSB(10)    Start: Flush    End: Flush



Panel #EX295    Length: 6' 11-1/2"    Height: 9' 1-1/8"    First Stud Face @1' 6-3/4" (1' 4" o.c.)    Diagonal: 11' 4-3/16"



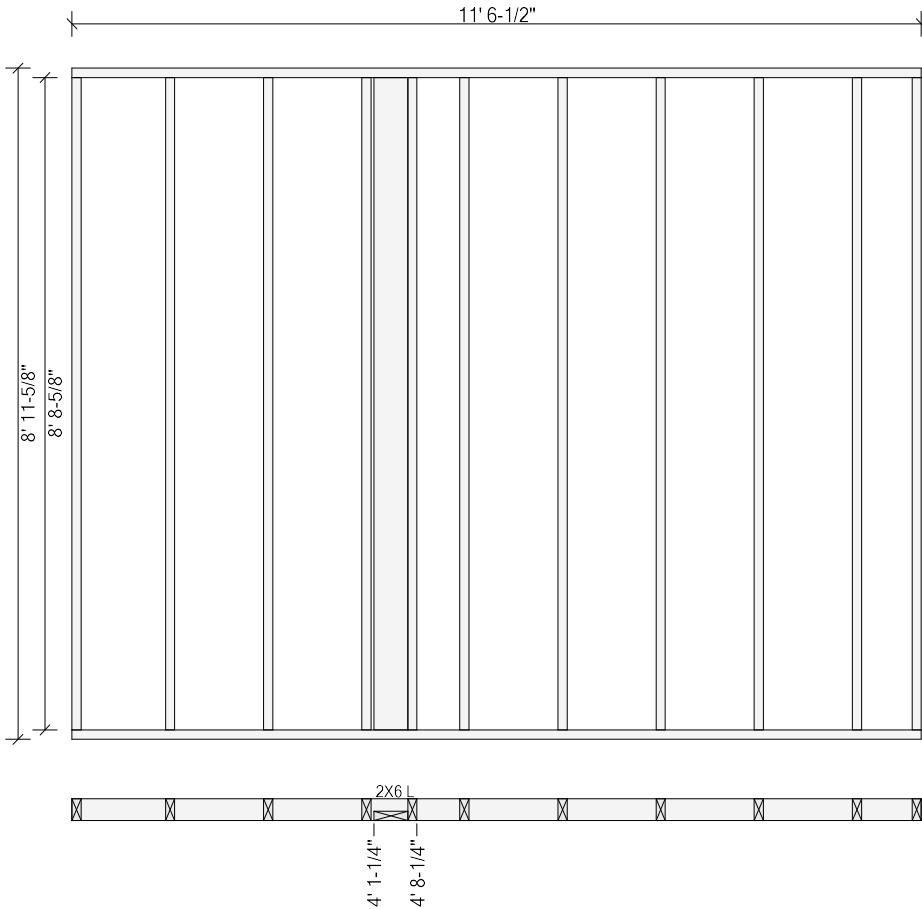
Top Plates:    2x6 SPF #2 6' 11-1/2"    Bottom Plates: 2x6 SPF #2 6' 11-1/2"  
Studs: (3) 2x6 SPF #2 8' 8-5/8"

Components & Subcomponents	Start	End
3S	@ Start	4'-1/2"
3 Studs 8' 8-5/8" 2x6 SPF #2		
(2) 2x6 SPF #2	2' 10"	3' 1"
2 Studs 8' 8-5/8" 2x6 SPF #2		
3S	4' 7-1/2"	5' 0"
3 Studs 8' 8-5/8" 2x6 SPF #2		
2X6 L (2x6 Up)	6' 4-1/2"	@ End
2 Studs 8' 8-5/8" 2x6 SPF #2		

Exterior Sheathing: ZIP 7/16 OSB(10)    Start: Flush    End: Hold 6-1/8"



Panel #EX296   Length: 11' 6-1/2"   Height: 9' 1-1/8"   First Stud Face @1' 3-1/4" (1' 4" o.c.)   Diagonal: 14' 7-3/8"

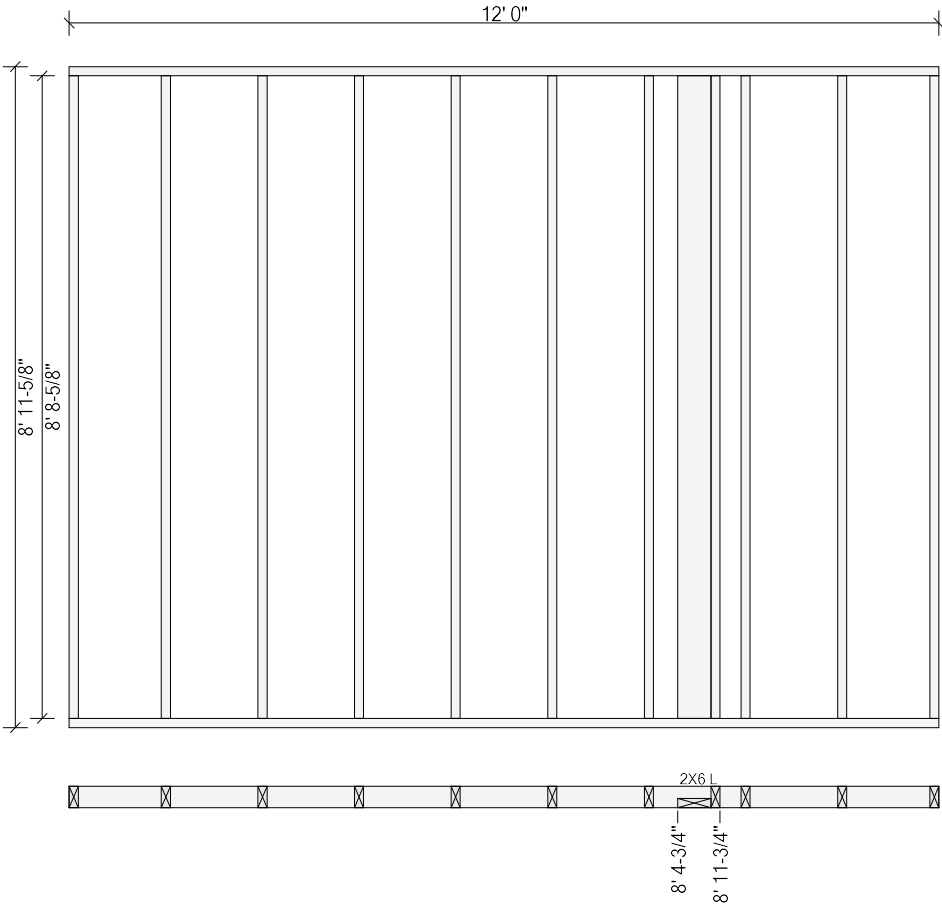


Top Plates: 2x4 SPF #2 11' 6-1/2" Bottom Plates: 2x4 SPF #2 11' 6-1/2"  
Studs: (10) 2x4 SPF #2 8' 8-5/8"

Components & Subcomponents	Start	End
2X6 L (2x6 Dn)	4' 1-1/4"	4' 8-1/4"
1 Stud 8' 8-5/8" 2x6 SPF #2		1 Stud 8' 8-5/8" 2x4 SPF #2



Panel #EX297    Length: 12' 0"    Height: 9' 1-1/8"    First Stud Face @1' 3-1/4" (1' 4" o.c.)    Diagonal: 14' 11-3/4"

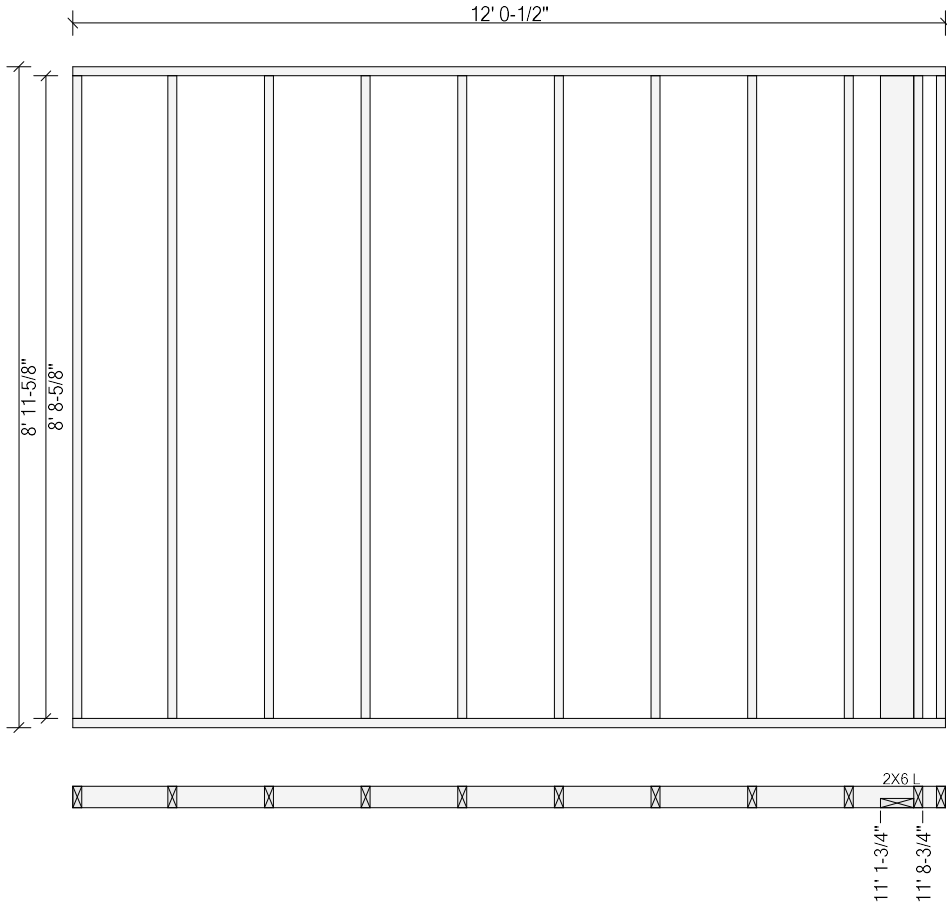


Top Plates:        2x4 SPF #2 12' 0"        Bottom Plates: 2x4 SPF #2 12' 0"  
Studs: (10) 2x4 SPF #2 8' 8-5/8"

Components & Subcomponents	Start	End
2X6 L (2x6 Dn)	8' 4-3/4"	8' 11-3/4"
1 Stud 8' 8-5/8" 2x6 SPF #2		1 Stud 8' 8-5/8" 2x4 SPF #2



Panel #EX298    Length: 12' 0-1/2"    Height: 9' 1-1/8"    First Stud Face @1' 3-3/4" (1' 4" o.c.)    Diagonal: 15' 0-3/16"



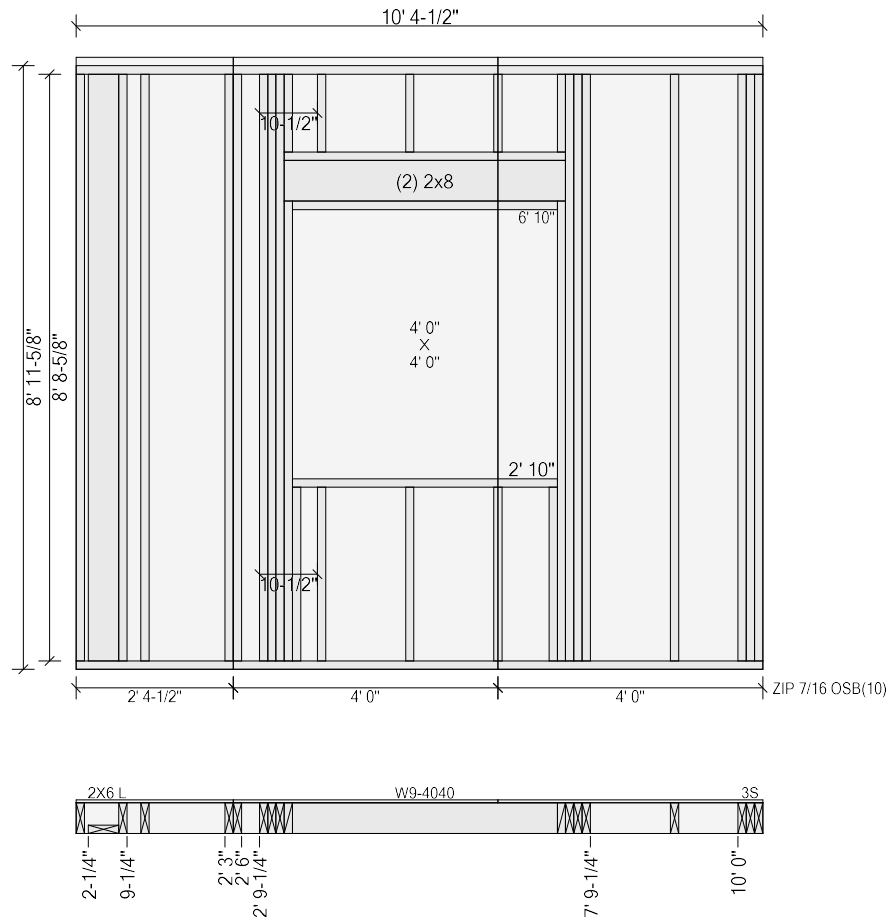
Top Plates:        2x4 SPF #2 12' 0-1/2"    Bottom Plates: 2x4 SPF #2 12' 0-1/2"  
Studs: (10) 2x4 SPF #2 8' 8-5/8"

Components & Subcomponents	Start	End
2X6 L (2x6 Dn)	11' 1-3/4"	11' 8-3/4"
1 Stud 8' 8-5/8" 2x6 SPF #2		1 Stud 8' 8-5/8" 2x4 SPF #2





Panel #EX299 Length: 10' 4-1/2" Height: 9' 1-1/8" First Stud Face @11-3/4" (1' 4" o.c.) Diagonal: 13' 8-9/16"

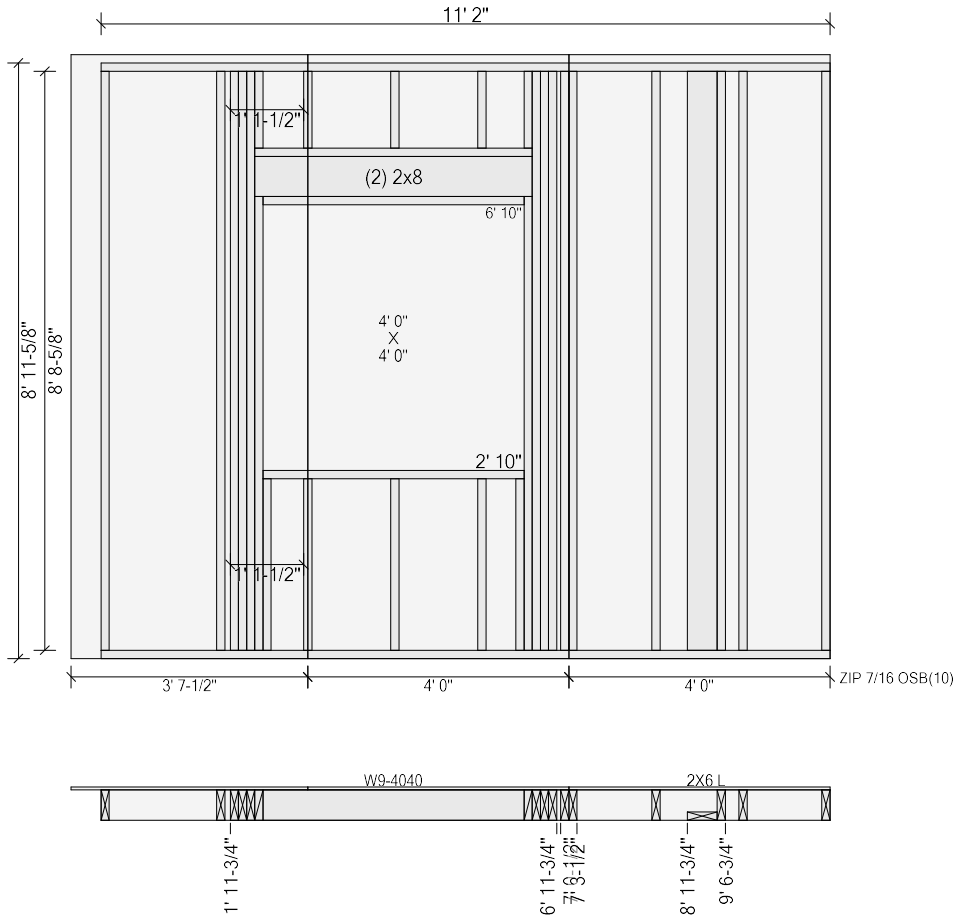


Top Plates: 2x6 SPF #2 10' 4-1/2" Bottom Plates: 2x6 SPF #2 10' 4-1/2"  
Studs: (3) 2x6 SPF #2 8' 8-5/8"

Components & Subcomponents	Start	End
2X6 L (2x6 Dn)	2'-1/4"	9'-1/4"
2 Studs 8' 8-5/8" 2x6 SPF #2		
(2) 2x6 SPF #2	2' 3"	2' 6"
2 Studs 8' 8-5/8" 2x6 SPF #2		
W9-4040 (6' 10")	2' 9-1/4"	7' 9-1/4"
3 Studs 8' 8-5/8" 2x6 SPF #2	1 Trimmer 6' 10" 2x6 SPF #2	
3 Studs 8' 8-5/8" 2x6 SPF #2	1 Trimmer 6' 10" 2x6 SPF #2	
2 Headers 4' 3" 2x8 SPF #2	1 Header Sill 4' 3" 2x6 SPF #2	
1 Window Sill 4' 0" 2x6 SPF #2	1 Header Shim 4' 0" 2x6 SPF #2	
5 Header Cripples 1' 1-7/8" 2x6 SPF #2	5 Sill Cripples 2' 7" 2x6 SPF #2	
3S	10' 0"	@ End
3 Studs 8' 8-5/8" 2x6 SPF #2		
Exterior Sheathing: ZIP 7/16 OSB(10)	Start: Flush	End: Flush



Panel #EX300    Length: 11' 2"    Height: 9' 1-1/8"    First Stud Face @1' 9-1/4" (1' 4" o.c.)    Diagonal: 14' 3-7/8"



Top Plates:    2x6 SPF #2 11' 2"    Bottom Plates: 2x6 SPF #2 11' 2"  
Studs: (5) 2x6 SPF #2 8' 8-5/8"

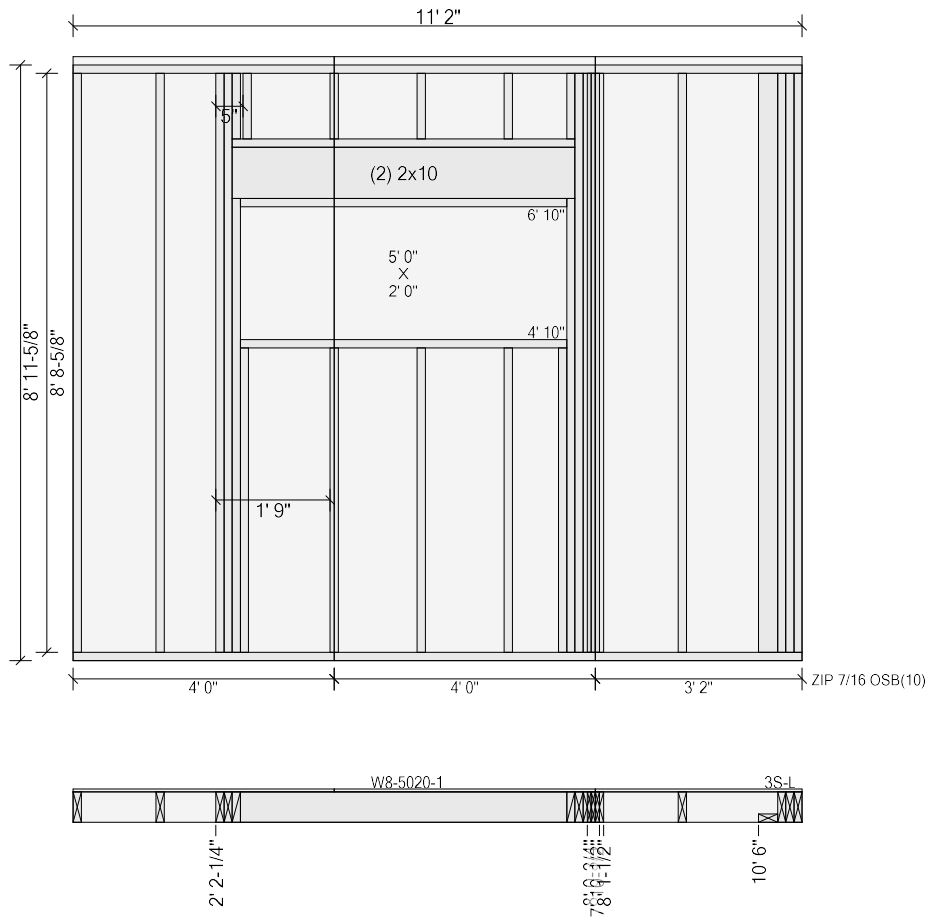
Components & Subcomponents		Start	End
W9-4040 (6' 10")		1' 11-3/4"	6' 11-3/4"
3 Studs	8' 8-5/8" 2x6 SPF #2	1 Trimmer	6' 10" 2x6 SPF #2
3 Studs	8' 8-5/8" 2x6 SPF #2	1 Trimmer	6' 10" 2x6 SPF #2
2 Headers	4' 3" 2x8 SPF #2	1 Header Sill	4' 3" 2x6 SPF #2
1 Window Sill	4' 0" 2x6 SPF #2	1 Header Shim	4' 0" 2x6 SPF #2
5 Header Cripples	1' 1-7/8" 2x6 SPF #2	5 Sill Cripples	2' 7" 2x6 SPF #2
(2) 2x6 SPF #2		7' 0-1/2"	7' 3-1/2"
2 Studs 8' 8-5/8" 2x6 SPF #2			
2X6 L (2x6 Dn)		8' 11-3/4"	9' 6-3/4"
2 Studs 8' 8-5/8" 2x6 SPF #2			

---

Exterior Sheathing: ZIP 7/16 OSB(10)    Start: Fly 5-1/2"    End: Flush



Panel #EX301    Length: 11' 2"    Height: 9' 1-1/8"    First Stud Face @1' 3-1/4" (1' 4" o.c.)    Diagonal: 14' 3-7/8"



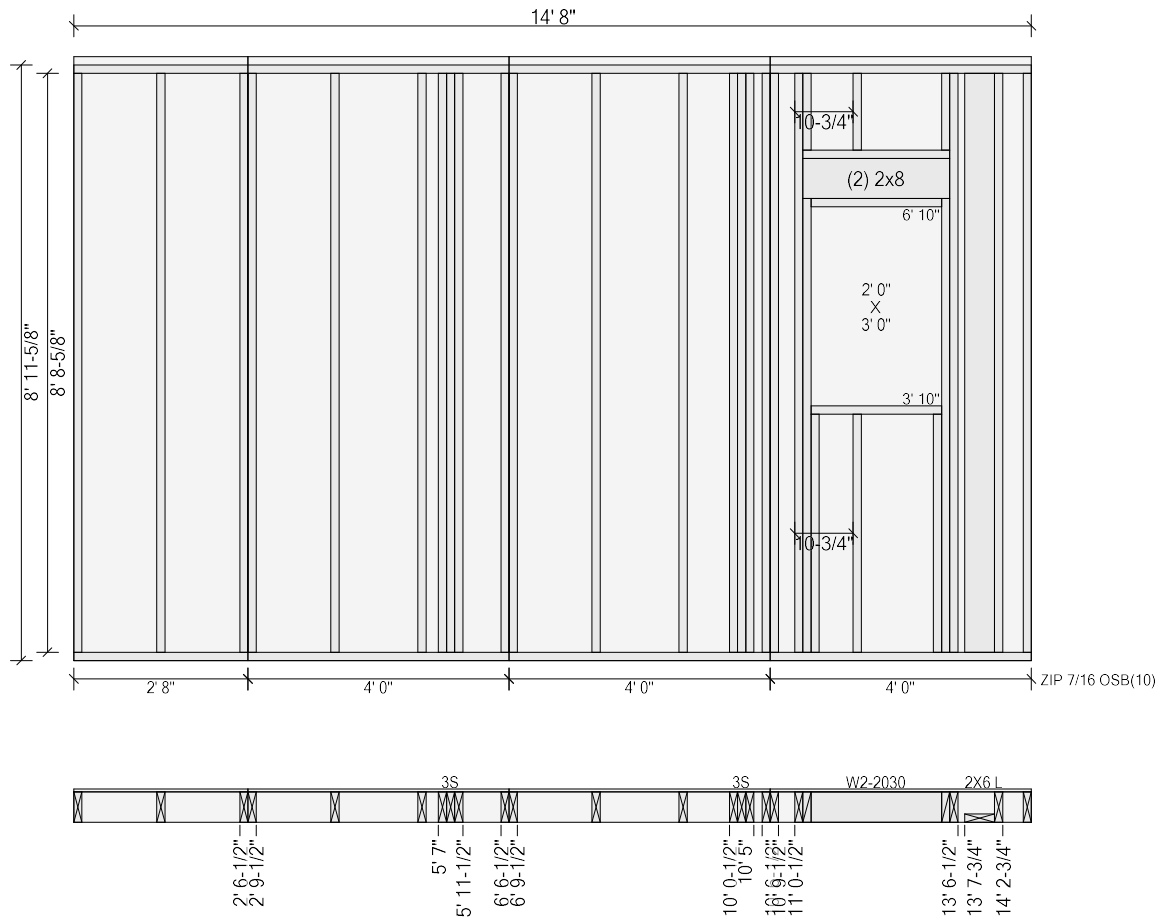
Top Plates:    2x6 SPF #2 11' 2"    Bottom Plates: 2x6 SPF #2 11' 2"  
Studs: (3) 2x6 SPF #2 8' 8-5/8"

Components & Subcomponents		Start	End
W8-5020-1 (6' 10")		2' 2-1/4"	8' 0-3/4"
3 Studs	8' 8-5/8" 2x6 SPF #2	1 Trimmer	6' 10" 2x6 SPF #2
2 Studs	8' 8-5/8" 2x6 SPF #2	1 Trimmer	6' 10" 2x6 SPF #2
2 Headers	5' 3" 2x10 SPF #2	1 Header Sill	5' 3" 2x6 SPF #2
1 Window Sill	5' 0" 2x6 SPF #2	1 Header Shim	5' 0" 2x6 SPF #2
6 Header Cripples	11-7/8" 2x6 SPF #2	5 Sill Cripples	4' 7" 2x6 SPF #2
(2) 2x6 SPF #2		7' 10-1/2"	8' 1-1/2"
2 Studs 8' 8-5/8" 2x6 SPF #2			
3S-L (2x4 Dn)		10' 6"	@ End
1 Stud 8' 8-5/8" 2x4 SPF #2			3 Studs 8' 8-5/8" 2x6

Exterior Sheathing: ZIP 7/16 OSB(10)    Start: Flush    End: Flush



Panel #EX302 Length: 14' 8" Height: 9' 1-1/8" First Stud Face @1' 3-1/4" (1' 4" o.c.) Diagonal: 17' 2-5/16"



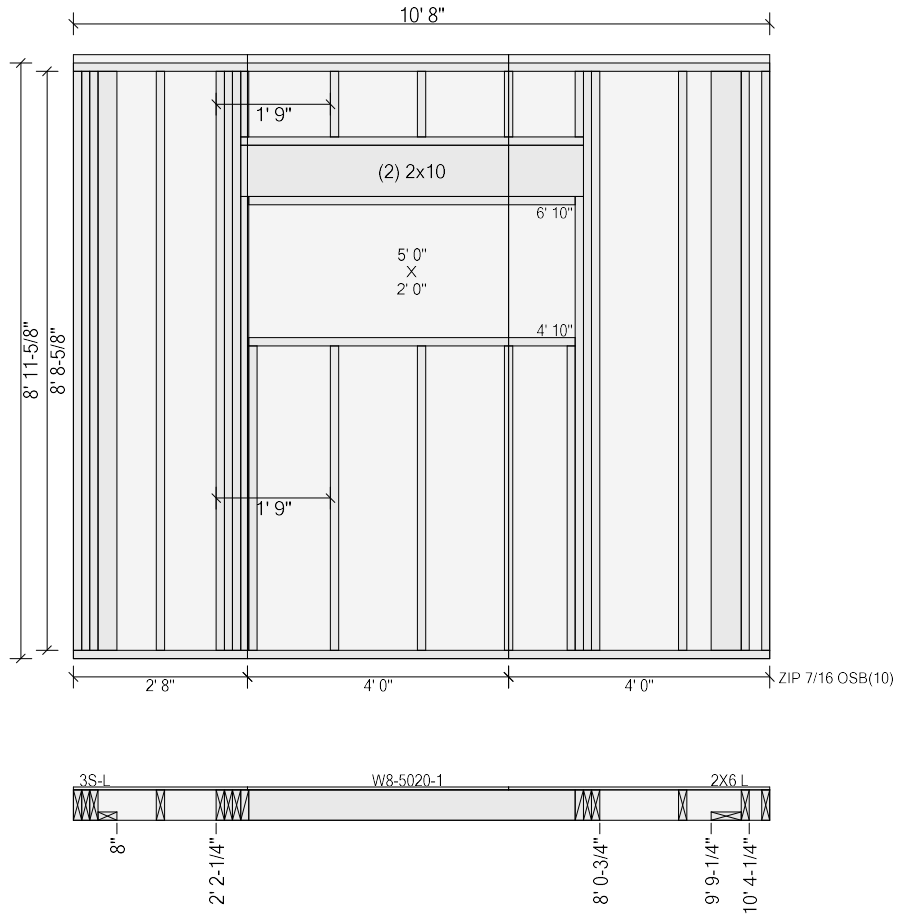
Top Plates: 2x6 SPF #2 14' 8" Bottom Plates: 2x6 SPF #2 14' 8"  
Studs: (7) 2x6 SPF #2 8' 8-5/8"

Components & Subcomponents	Start	End
(2) 2x6 SPF #2	2' 6-1/2"	2' 9-1/2"
2 Studs 8' 8-5/8" 2x6 SPF #2		
3S	5' 7"	5' 11-1/2"
3 Studs 8' 8-5/8" 2x6 SPF #2		
(2) 2x6 SPF #2	6' 6-1/2"	6' 9-1/2"
2 Studs 8' 8-5/8" 2x6 SPF #2		
3S	10' 0-1/2"	10' 5"
3 Studs 8' 8-5/8" 2x6 SPF #2		
(2) 2x6 SPF #2	10' 6-1/2"	10' 9-1/2"
2 Studs 8' 8-5/8" 2x6 SPF #2		
W2-2030 (6' 10")	11' 0-1/2"	13' 6-1/2"
1 Stud 8' 8-5/8" 2x6 SPF #2		1 Trimmer 6' 10" 2x6 SPF #2
1 Stud 8' 8-5/8" 2x6 SPF #2		1 Trimmer 6' 10" 2x6 SPF #2
2 Headers 2' 3" 2x8 SPF #2		1 Header Sill 2' 3" 2x6 SPF #2
1 Window Sill 2' 0" 2x6 SPF #2		1 Header Shim 2' 0" 2x6 SPF #2
3 Header Cripples 1' 1-7/8" 2x6 SPF #2		3 Sill Cripples 3' 7" 2x6 SPF #2
2X6 L (2x6 Dn)	13' 7-3/4"	14' 2-3/4"
2 Studs 8' 8-5/8" 2x6 SPF #2		
Exterior Sheathing: ZIP 7/16 OSB(10)	Start: Flush	End: Flush





Panel #EX303    Length: 10' 8"    Height: 9' 1-1/8"    First Stud Face @1' 3-1/4" (1' 4" o.c.)    Diagonal: 13' 11-1/4"



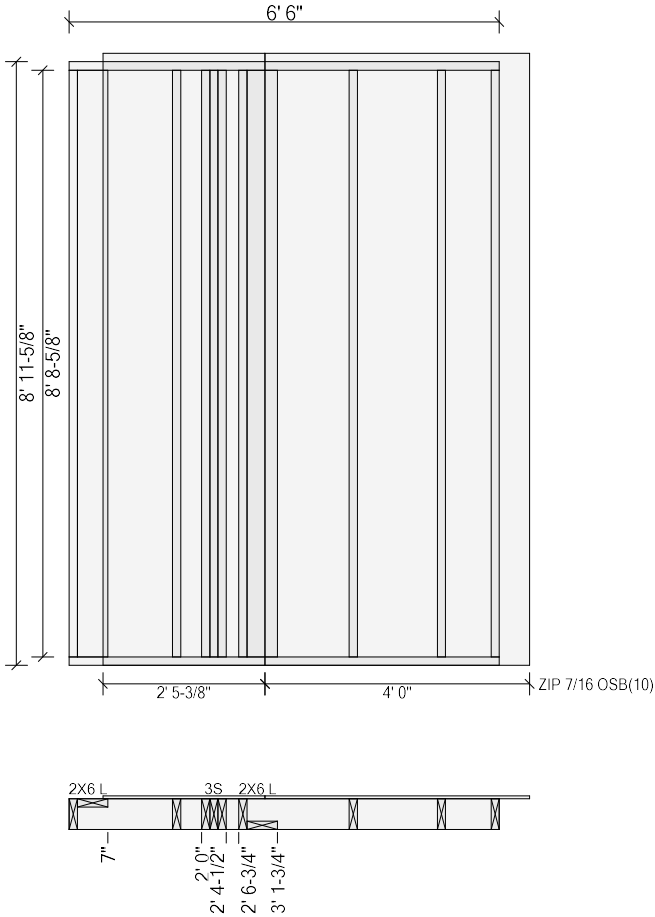
Top Plates:    2x6 SPF #2 10' 8"    Bottom Plates: 2x6 SPF #2 10' 8"  
Studs: (3) 2x6 SPF #2 8' 8-5/8"

Components & Subcomponents	Start	End
3S-L (2x4 Dn)	@ Start	8"
3 Studs 8' 8-5/8" 2x6		1 Stud 8' 8-5/8" 2x4 SPF #2
W8-5020-1 (6' 10")	2' 2-1/4"	8' 0-3/4"
2 Studs 8' 8-5/8" 2x6 SPF #2		1 Trimmer 6' 10" 2x6 SPF #2
3 Studs 8' 8-5/8" 2x6 SPF #2		1 Trimmer 6' 10" 2x6 SPF #2
2 Headers 5' 3" 2x10 SPF #2		1 Header Sill 5' 3" 2x6 SPF #2
1 Window Sill 5' 0" 2x6 SPF #2		1 Header Shim 5' 0" 2x6 SPF #2
5 Header Cripples 11-7/8" 2x6 SPF #2		5 Sill Cripples 4' 7" 2x6 SPF #2
2X6 L (2x6 Dn)	9' 9-1/4"	10' 4-1/4"
2 Studs 8' 8-5/8" 2x6 SPF #2		

Exterior Sheathing: ZIP 7/16 OSB(10)    Start: Flush    End: Flush



Panel #EX304    Length: 6' 6"    Height: 9' 1-1/8"    First Stud Face @1' 6-3/4" (1' 4" o.c.)    Diagonal: 11' 0-15/16"

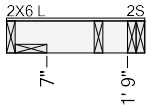



Top Plates:    2x6 SPF #2 6' 6"    Bottom Plates: 2x6 SPF #2 6' 6"  
Studs: (4) 2x6 SPF #2 8' 8-5/8"

Components & Subcomponents	Start	End
2X6 L (2x6 Up)	@ Start	7"
2 Studs 8' 8-5/8" 2x6 SPF #2		
3S	2' 0"	2' 4-1/2"
3 Studs 8' 8-5/8" 2x6 SPF #2		
2X6 L (2x6 Dn)	2' 6-3/4"	3' 1-3/4"
2 Studs 8' 8-5/8" 2x6 SPF #2		
Exterior Sheathing: ZIP 7/16 OSB(10)	Start: Hold 6-1/8"	End: Fly 5-1/2"



Panel #EX305    Length: 2' 0"    Height: 9' 1-1/8"    First Stud Face @1' 3-1/4" (1' 4" o.c.)    Diagonal: 9' 2-1/4"



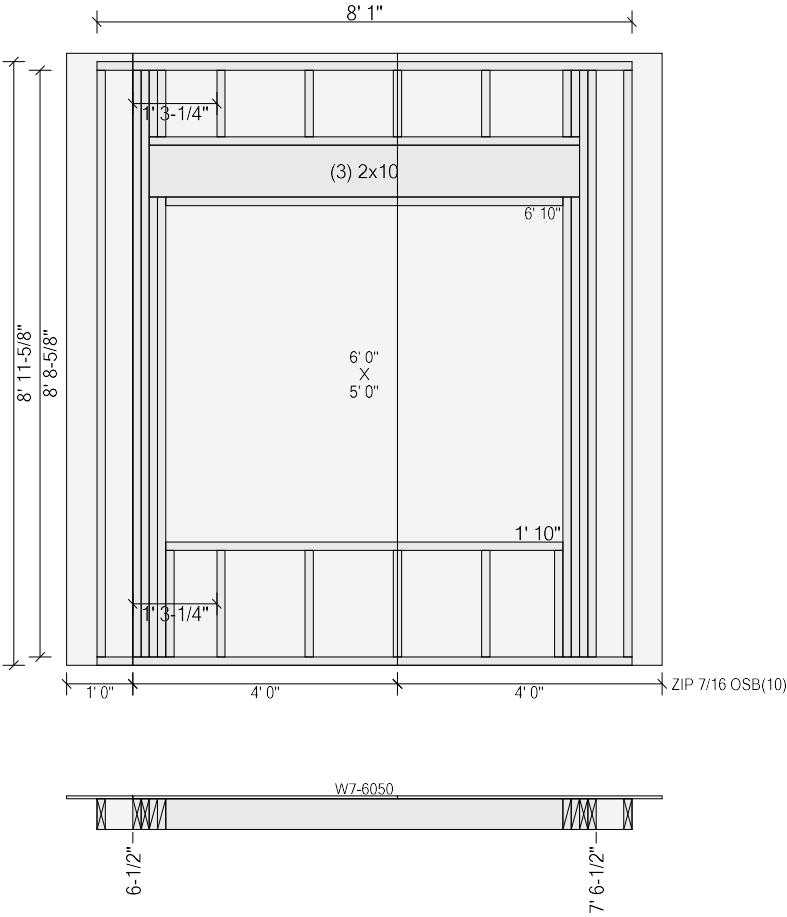
Top Plates: 2x6 SPF #2 2' 0"      Bottom Plates: 2x6 SPF #2 2' 0"  
Studs: 2x6 SPF #2 8' 8-5/8"

Components & Subcomponents	Start	End
2X6 L (2x6 Dn)	@ Start	7"
2 Studs 8' 8-5/8" 2x6 SPF #2		
2S	1' 9"	@ End
2 Studs 8' 8-5/8" 2x6 SPF #2		

Exterior Sheathing: ZIP 7/16 OSB(10)    Start: Flush    End: Flush



Panel #EX306    Length: 8' 1"    Height: 9' 1-1/8"    Diagonal: 12' 0-7/8"



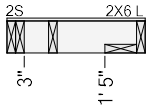
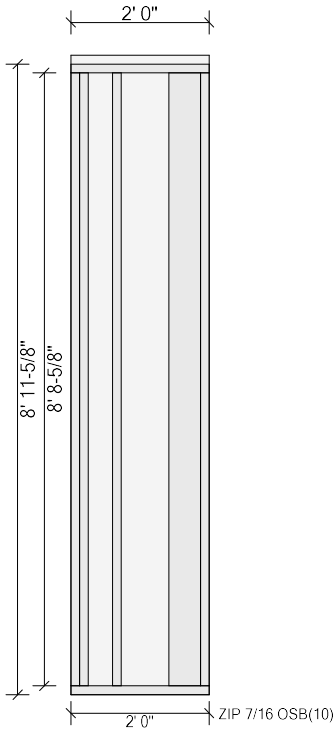
Top Plates:    2x6 SPF #2 8' 1"    Bottom Plates: 2x6 SPF #2 8' 1"  
Studs: (2) 2x6 SPF #2 8' 8-5/8"

Components & Subcomponents		Start	End
W7-6050 (6' 10")		6-1/2"	7' 6-1/2"
2 Studs	8' 8-5/8" 2x6 SPF #2	2 Trimmers	6' 10" 2x6 SPF #2
2 Studs	8' 8-5/8" 2x6 SPF #2	2 Trimmers	6' 10" 2x6 SPF #2
3 Headers	6' 6" 2x10 SPF #2	1 Header Sill	6' 6" 2x6 SPF #2
1 Window Sill	6' 0" 2x6 SPF #2	1 Header Shim	6' 0" 2x6 SPF #2
8 Header Cripples	11-7/8" 2x6 SPF #2	6 Sill Cripples	1' 7" 2x6 SPF #2

Exterior Sheathing: ZIP 7/16 OSB(10)    Start: Fly 5-1/2"    End: Fly 5-1/2"



Panel #EX307   Length: 2' 0"   Height: 9' 1-1/8"   First Stud Face @7-1/4" (1' 4" o.c.)   Diagonal: 9' 2-1/4"

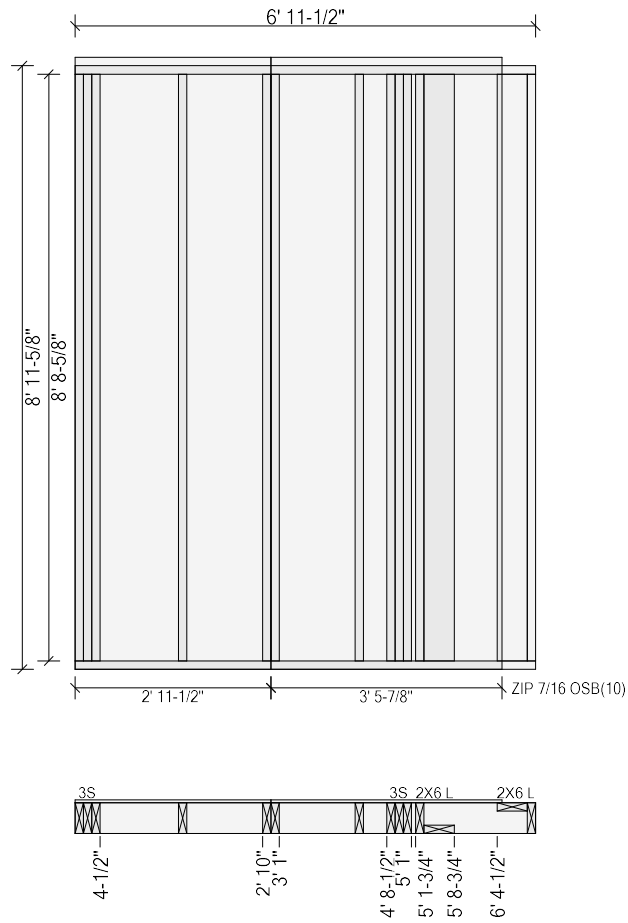


Top Plates: 2x6 SPF #2 2' 0"   Bottom Plates: 2x6 SPF #2 2' 0"  
Studs: 2x6 SPF #2 8' 8-5/8"

Components & Subcomponents	Start	End
2S	@ Start	3"
2 Studs 8' 8-5/8" 2x6 SPF #2		
2X6 L (2x6 Dn)	1' 5"	@ End
2 Studs 8' 8-5/8" 2x6 SPF #2		
Exterior Sheathing: ZIP 7/16 OSB(10)	Start: Flush	End: Flush



Panel #EX308 Length: 6' 11-1/2" Height: 9' 1-1/8" First Stud Face @1' 6-3/4" (1' 4" o.c.) Diagonal: 11' 4-3/16"



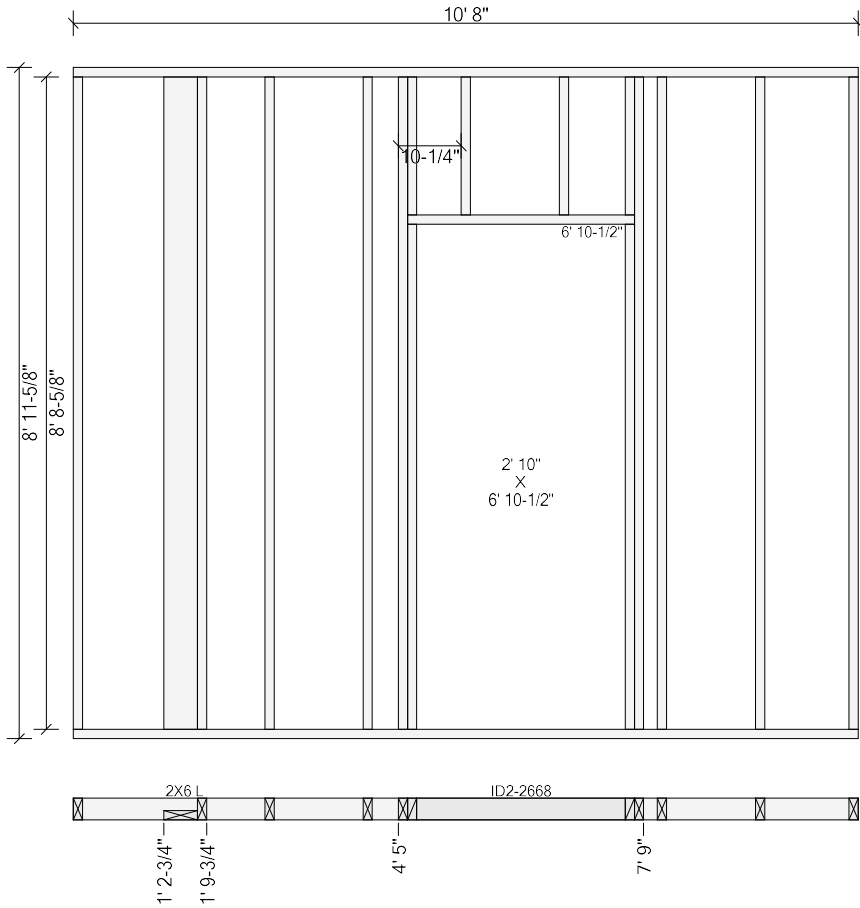
Top Plates: 2x6 SPF #2 6' 11-1/2" Bottom Plates: 2x6 SPF #2 6' 11-1/2"  
Studs: (2) 2x6 SPF #2 8' 8-5/8"

Components & Subcomponents	Start	End
3S	@ Start	4'-1/2"
3 Studs 8' 8-5/8" 2x6 SPF #2		
(2) 2x6 SPF #2	2' 10"	3' 1"
2 Studs 8' 8-5/8" 2x6 SPF #2		
3S	4' 8-1/2"	5' 1"
3 Studs 8' 8-5/8" 2x6 SPF #2		
2X6 L (2x6 Dn)	5' 1-3/4"	5' 8-3/4"
2 Studs 8' 8-5/8" 2x6 SPF #2		
2X6 L (2x6 Up)	6' 4-1/2"	@ End
2 Studs 8' 8-5/8" 2x6 SPF #2		
Exterior Sheathing: ZIP 7/16 OSB(10)    Start: Flush    End: Hold 6-1/8"		





Panel #309    Length: 10' 8"    Height: 9' 1-1/8"    First Stud Face @2' 7-1/4" (1' 4" o.c.)    Diagonal: 13' 11-1/4"

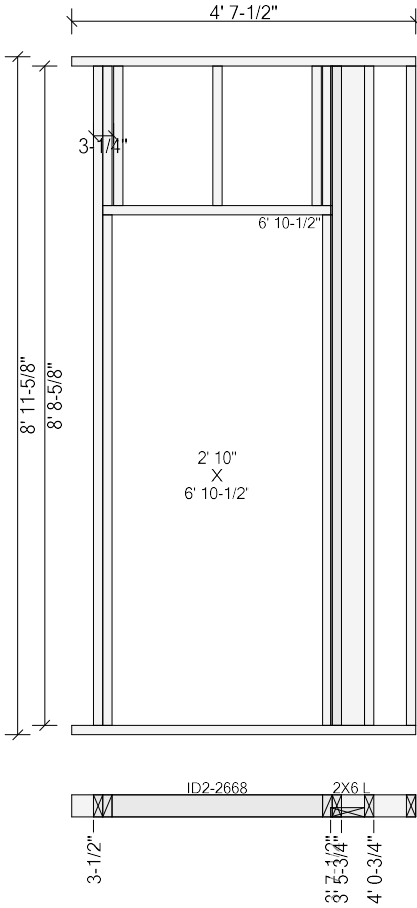


Top Plates:    2x4 SPF #2 10' 8"    Bottom Plates: 2x4 SPF #2 10' 8"  
Studs: (6) 2x4 SPF #2 8' 8-5/8"

Components & Subcomponents	Start	End
2X6 L (2x6 Dn)	1' 2-3/4"	1' 9-3/4"
1 Stud 8' 8-5/8" 2x6 SPF #2		1 Stud 8' 8-5/8" 2x4 SPF #2
ID2-2668 (6' 9")	4' 5"	7' 9"
1 Stud 8' 8-5/8" 2x4 SPF #2		1 Trimmer 6' 9" 2x4 SPF #2
1 Stud 8' 8-5/8" 2x4 SPF #2		1 Trimmer 6' 9" 2x4 SPF #2
1 Header Sill 3' 1" 2x4		4 Header Cripples 1' 10-1/8" 2x4 SPF #2



Panel #310    Length: 4' 7-1/2"    Height: 8' 11-5/8"    Diagonal: 10' 1-1/16"

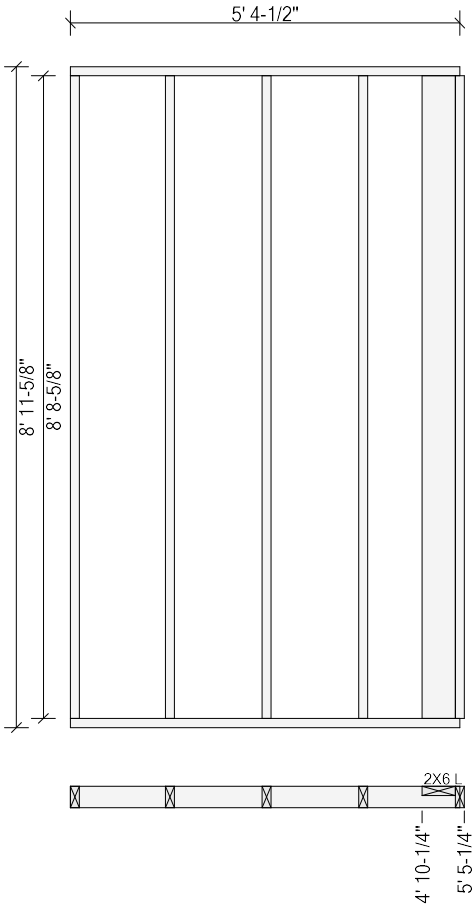


Top Plates: 2x4 SPF #2 4' 7-1/2"    Bottom Plates: 2x4 SPF #2 4' 7-1/2"  
Studs: 2x4 SPF #2 8' 8-5/8"

Components & Subcomponents			Start	End
ID2-2668 (6' 9")			3-1/2"	3' 7-1/2"
1 Stud	8' 8-5/8"	2x4 SPF #2		1 Trimmer 6' 9" 2x4 SPF #2
1 Stud	8' 8-5/8"	2x4 SPF #2		1 Trimmer 6' 9" 2x4 SPF #2
1 Header Sill	3' 1"	2x4		5 Header Cripples 1' 10-1/8" 2x4 SPF #2
2X6 L (2x6 Dn)			3' 5-3/4"	4' 0-3/4"
1 Stud	8' 8-5/8"	2x6 SPF #2		1 Stud 8' 8-5/8" 2x4 SPF #2



Panel #311    Length: 5' 4-1/2"    Height: 9' 1-1/8"    First Stud Face @1' 3-3/4" (1' 4" o.c.)    Diagonal: 10' 5-1/2"

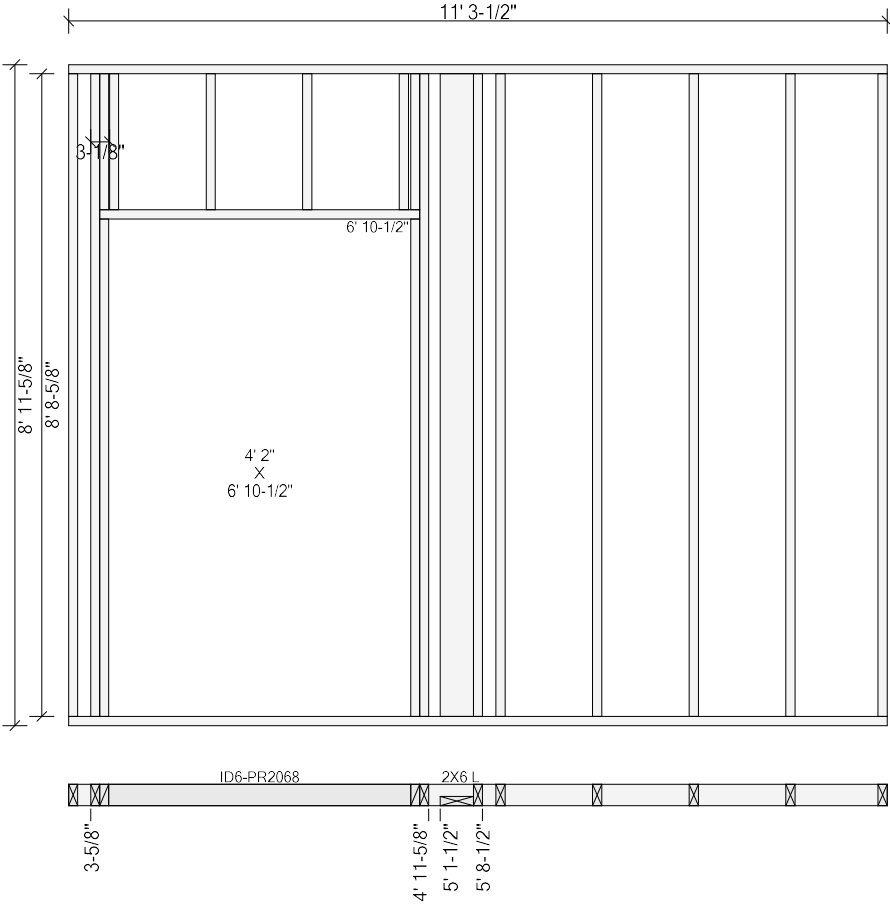


Top Plates:    2x4 SPF #2 5' 4-1/2"    Bottom Plates: 2x4 SPF #2 5' 4-1/2"  
Studs: (4) 2x4 SPF #2 8' 8-5/8"

Components & Subcomponents	Start	End
2X6 L (2x6 Up)	4' 10-1/4"	5' 5-1/4"
1 Stud 8' 8-5/8" 2x6 SPF #2		1 Stud 8' 8-5/8" 2x4 SPF #2



Panel #312    Length: 11' 3-1/2"    Height: 9' 1-1/8"    First Stud Face @5' 10-3/4" (1' 4" o.c.)    Diagonal: 14' 5-1/16"

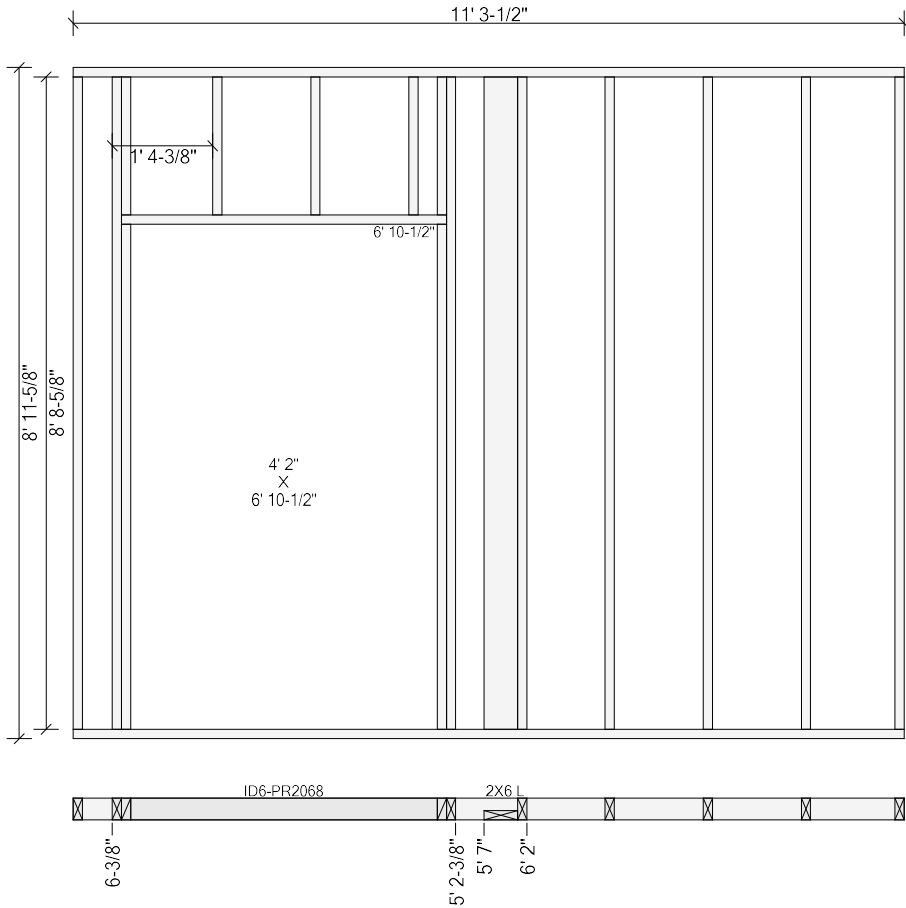


Top Plates: 2x4 SPF #2 11' 3-1/2" Bottom Plates: 2x4 SPF #2 11' 3-1/2"  
Studs: (6) 2x4 SPF #2 8' 8-5/8"

Components & Subcomponents		Start	End
ID6-PR2068 (6' 9")		3-5/8"	4' 11-5/8"
1 Stud	8' 8-5/8" 2x4 SPF #2		1 Trimmer 6' 9" 2x4 SPF #2
1 Stud	8' 8-5/8" 2x4 SPF #2		1 Trimmer 6' 9" 2x4 SPF #2
1 Header Sill	4' 5" 2x4		6 Header Cripples 1' 10-1/8" 2x4 SPF #2
2X6 L (2x6 Dn)		5' 1-1/2"	5' 8-1/2"
1 Stud	8' 8-5/8" 2x6 SPF #2		1 Stud 8' 8-5/8" 2x4 SPF #2



Panel #313    Length: 11' 3-1/2"    Height: 9' 1-1/8"    First Stud Face @7' 2-3/4" (1' 4" o.c.)    Diagonal: 14' 5-1/16"




Top Plates:    2x4 SPF #2 11' 3-1/2"    Bottom Plates: 2x4 SPF #2 11' 3-1/2"  
Studs: (5) 2x4 SPF #2 8' 8-5/8"

Components & Subcomponents	Start	End
ID6-PR2068 (6' 9")	6-3/8"	5' 2-3/8"
1 Stud    8' 8-5/8" 2x4 SPF #2		1 Trimmer    6' 9"    2x4 SPF #2
1 Stud    8' 8-5/8" 2x4 SPF #2		1 Trimmer    6' 9"    2x4 SPF #2
1 Header Sill    4' 5"    2x4		5 Header Cripples    1' 10-1/8" 2x4 SPF #2
2X6 L (2x6 Dn)	5' 7"	6' 2"
1 Stud    8' 8-5/8" 2x6 SPF #2		1 Stud    8' 8-5/8" 2x4 SPF #2




Panel #314   Length: 2' 1"   Height: 9' 1-1/8"   First Stud Face @8-1/4" (1' 4" o.c.)   Diagonal: 9' 2-1/2"



Top Plates:    2x4 SPF #2 2' 1"    Bottom Plates: 2x4 SPF #2 2' 1"  
Studs: (3) 2x4 SPF #2 8' 8-5/8"



Panel #EX315    Length: 12' 0-1/2"    Height: 9' 1-1/8"    First Stud Face @1' 3-1/4" (1' 4" o.c.)    Diagonal: 15' 0-3/16"




Top Plates:      2x4 SPF #2 12' 0-1/2"    Bottom Plates: 2x4 SPF #2 12' 0-1/2"  
Studs: (10) 2x4 SPF #2 8' 8-5/8"

Components & Subcomponents	Start	End
2X6 L (2x6 Dn)	3-3/4"	10-3/4"
1 Stud 8' 8-5/8" 2x6 SPF #2		1 Stud 8' 8-5/8" 2x4 SPF #2



Panel #EX316 Length: 12' 0" Height: 9' 1-1/8" First Stud Face @1' 3-1/4" (1' 4" o.c.) Diagonal: 14' 11-3/4"

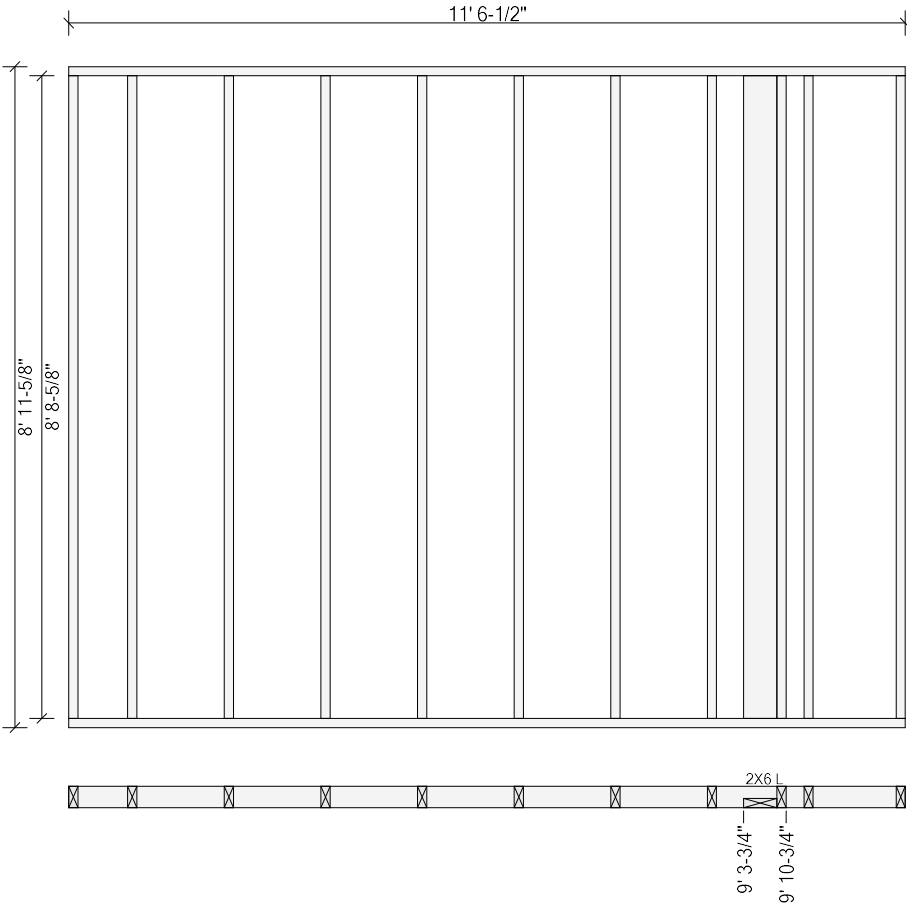


Top Plates: 2x4 SPF #2 12' 0" Bottom Plates: 2x4 SPF #2 12' 0"  
Studs: (10) 2x4 SPF #2 8' 8-5/8"





Panel #EX317    Length: 11' 6-1/2"    Height: 9' 1-1/8"    First Stud Face @9-3/4" (1' 4" o.c.)    Diagonal: 14' 7-3/8"

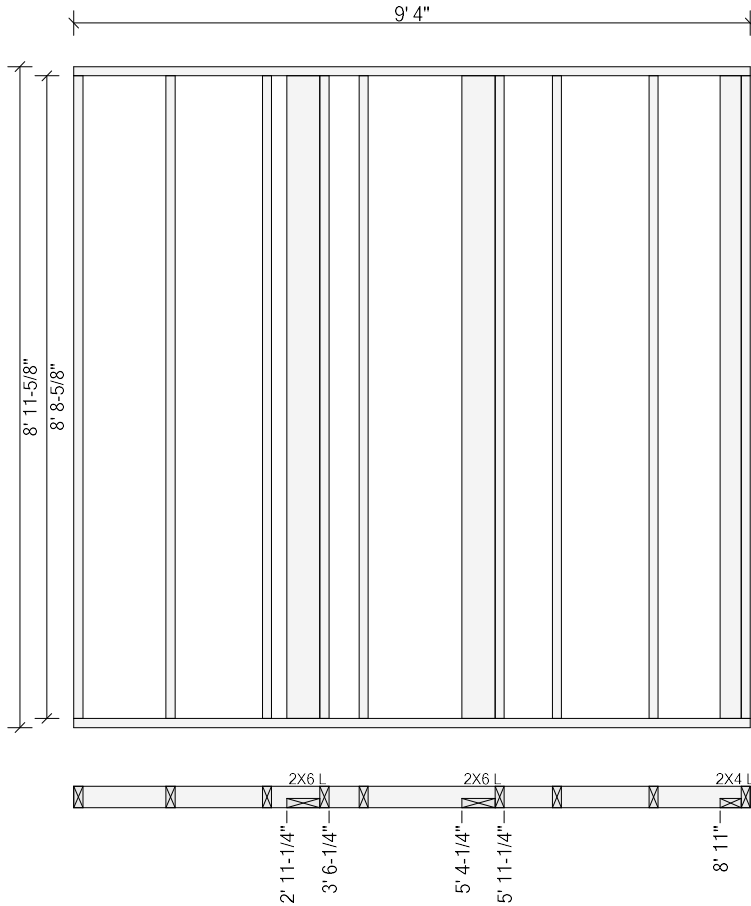


Top Plates:        2x4 SPF #2 11' 6-1/2"    Bottom Plates: 2x4 SPF #2 11' 6-1/2"  
Studs: (10) 2x4 SPF #2 8' 8-5/8"

Components & Subcomponents	Start	End
2X6 L (2x6 Dn)	9' 3-3/4"	9' 10-3/4"
1 Stud 8' 8-5/8" 2x6 SPF #2		1 Stud 8' 8-5/8" 2x4 SPF #2



Panel #318    Length: 9' 4"    Height: 9' 1-1/8"    First Stud Face @1' 3-1/4" (1' 4" o.c.)    Diagonal: 12' 11-5/16"

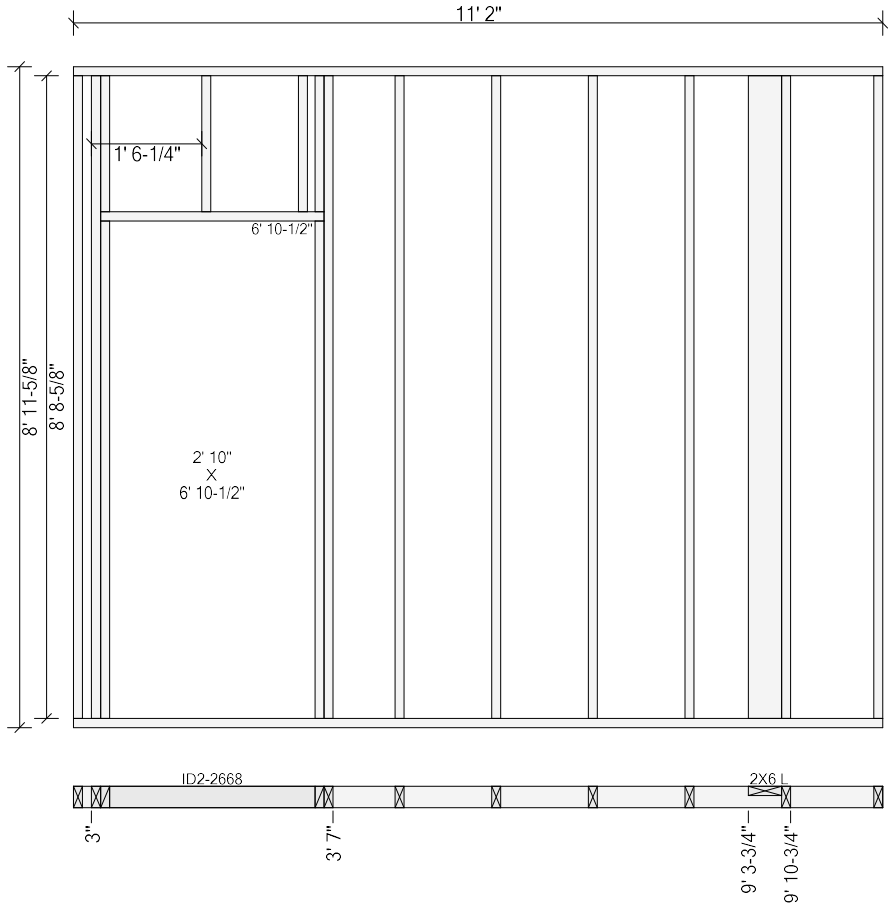


Top Plates:    2x4 SPF #2 9' 4"    Bottom Plates: 2x4 SPF #2 9' 4"  
Studs: (6) 2x4 SPF #2 8' 8-5/8"

Components & Subcomponents	Start	End
2X6 L (2x6 Dn)	2' 11-1/4"	3' 6-1/4"
1 Stud 8' 8-5/8" 2x6 SPF #2		1 Stud 8' 8-5/8" 2x4 SPF #2
2X6 L (2x6 Dn)	5' 4-1/4"	5' 11-1/4"
1 Stud 8' 8-5/8" 2x6 SPF #2		1 Stud 8' 8-5/8" 2x4 SPF #2
2X4 L (2x4 Dn)	8' 11"	@ End
2 Studs 8' 8-5/8" 2x4 SPF #2		



Panel #319    Length: 11' 2"    Height: 9' 1-1/8"    First Stud Face @4' 5-1/4" (1' 4" o.c.)    Diagonal: 14' 3-7/8"

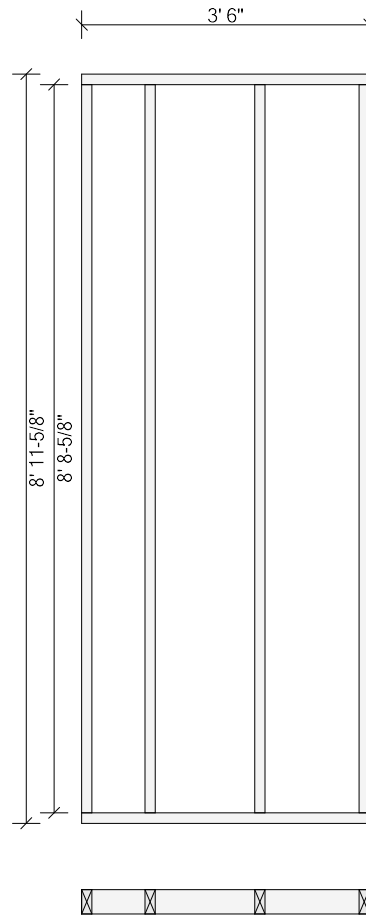


Top Plates:    2x4 SPF #2 11' 2"    Bottom Plates: 2x4 SPF #2 11' 2"  
Studs: (6) 2x4 SPF #2 8' 8-5/8"

Components & Subcomponents		Start	End
ID2-2668 (6' 9")		3"	3' 7"
1 Stud	8' 8-5/8" 2x4 SPF #2		1 Trimmer 6' 9" 2x4 SPF #2
1 Stud	8' 8-5/8" 2x4 SPF #2		1 Trimmer 6' 9" 2x4 SPF #2
1 Header Sill	3' 1" 2x4		4 Header Cripples 1' 10-1/8" 2x4 SPF #2
2X6 L (2x6 Up)		9' 3-3/4"	9' 10-3/4"
1 Stud 8' 8-5/8" 2x6 SPF #2			1 Stud 8' 8-5/8" 2x4 SPF #2



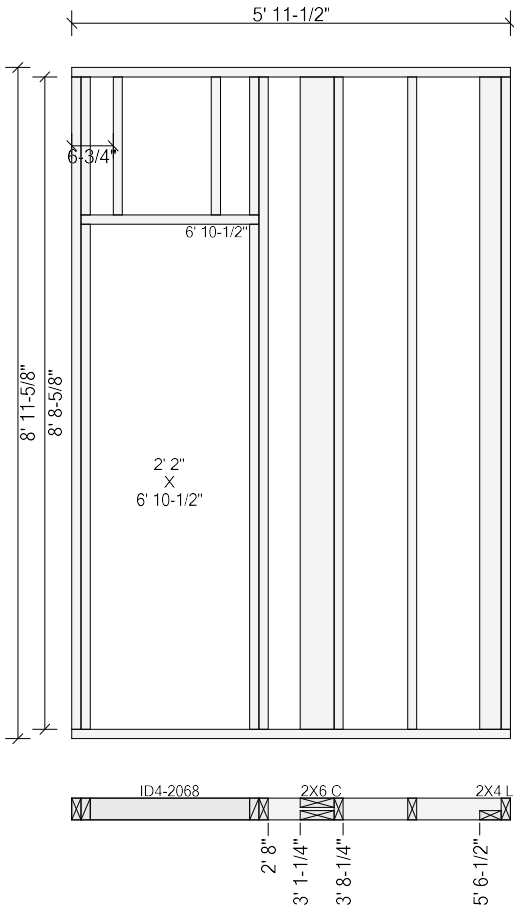
Panel #320   Length: 3' 6"   Height: 9' 1-1/8"   First Stud Face @9-1/4" (1' 4" o.c.)   Diagonal: 9' 7-1/2"



Top Plates: 2x4 SPF #2 3' 6"   Bottom Plates: 2x4 SPF #2 3' 6"  
Studs: (4) 2x4 SPF #2 8' 8-5/8"

← |

Panel #321    Length: 5' 11-1/2"    Height: 9' 1-1/8"    First Stud Face @4' 6-3/4" (1' 4" o.c.)    Diagonal: 10' 9-3/16"

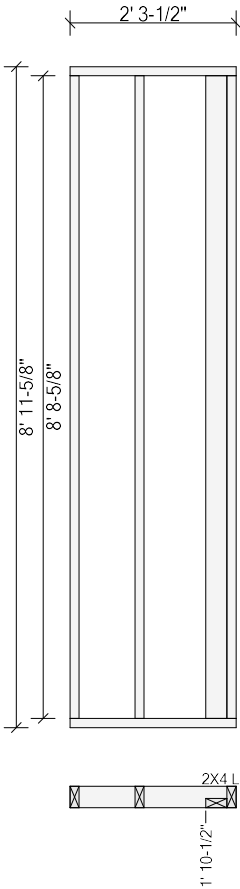


Top Plates: 2x4 SPF #2 5' 11-1/2"    Bottom Plates: 2x4 SPF #2 5' 11-1/2"  
Studs: 2x4 SPF #2 8' 8-5/8"

Components & Subcomponents			Start	End
ID4-2068 (6' 9")			@ Start	2' 8"
1 Stud	8' 8-5/8"	2x4 SPF #2	1 Trimmer	6' 9" 2x4 SPF #2
1 Stud	8' 8-5/8"	2x4 SPF #2	1 Trimmer	6' 9" 2x4 SPF #2
1 Header Sill	2' 5"	2x4	4 Header Cripples	1' 10-1/8" 2x4 SPF #2
2X6 C (2x6)			3' 1-1/4"	3' 8-1/4"
2 Studs 8' 8-5/8" 2x6 SPF #2			1 Stud 8' 8-5/8" 2x4 SPF #2	
2X4 L (2x4 Dn)			5' 6-1/2"	@ End
2 Studs 8' 8-5/8" 2x4 SPF #2				



Panel #322    Length: 2' 3-1/2"    Height: 9' 1-1/8"    First Stud Face @10-3/4" (1' 4" o.c.)    Diagonal: 9' 3-1/16"

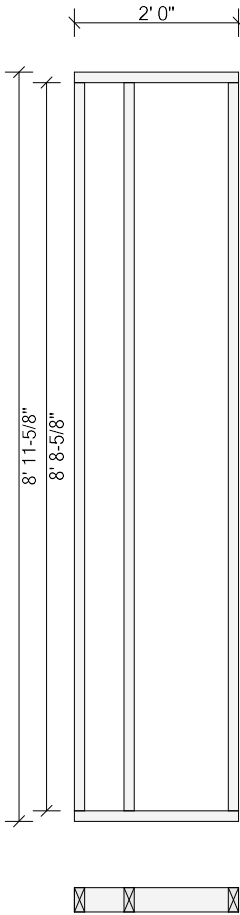


Top Plates:    2x4 SPF #2 2' 3-1/2"    Bottom Plates: 2x4 SPF #2 2' 3-1/2"  
Studs: (2) 2x4 SPF #2 8' 8-5/8"

Components & Subcomponents	Start	End
2X4 L (2x4 Dn)	1' 10-1/2"	@ End
2 Studs 8' 8-5/8" 2x4 SPF #2		




Panel #323   Length: 2' 0"   Height: 9' 1-1/8"   First Stud Face @7-1/4" (1' 4" o.c.)   Diagonal: 9' 2-1/4"



Top Plates:      2x4 SPF #2 2' 0"      Bottom Plates: 2x4 SPF #2 2' 0"  
Studs: (3) 2x4 SPF #2 8' 8-5/8"



Panel #324   Length: 2' 0"   Height: 9' 1-1/8"   First Stud Face @7-1/4" (1' 4" o.c.)   Diagonal: 9' 2-1/4"

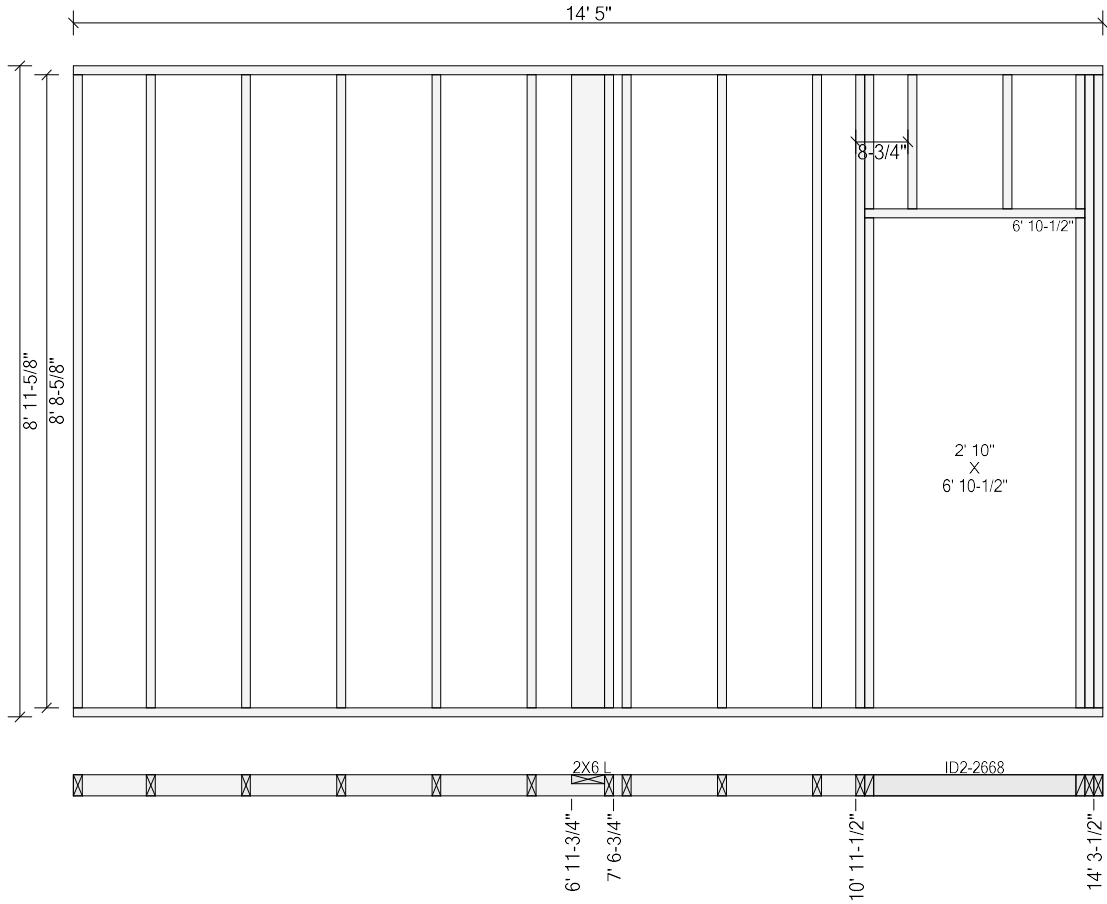


Top Plates:      2x4 SPF #2 2' 0"      Bottom Plates: 2x4 SPF #2 2' 0"  
Studs: (3) 2x4 SPF #2 8' 8-5/8"





Panel #325    Length: 14' 5"    Height: 9' 1-1/8"    First Stud Face @1' 0-1/4" (1' 4" o.c.)    Diagonal: 16' 11-3/4"




Top Plates:      2x4 SPF #2 14' 5"    Bottom Plates: 2x4 SPF #2 14' 5"  
Studs: (10) 2x4 SPF #2 8' 8-5/8"

Components & Subcomponents	Start	End
2X6 L (2x6 Up)	6' 11-3/4"	7' 6-3/4"
1 Stud 8' 8-5/8" 2x6 SPF #2		1 Stud 8' 8-5/8" 2x4 SPF #2
ID2-2668 (6' 9")	10' 11-1/2"	14' 3-1/2"
1 Stud 8' 8-5/8" 2x4 SPF #2		1 Trimmer 6' 9" 2x4 SPF #2
1 Stud 8' 8-5/8" 2x4 SPF #2		1 Trimmer 6' 9" 2x4 SPF #2
1 Header Sill 3' 1" 2x4		4 Header Cripples 1' 10-1/8" 2x4 SPF #2



Panel #326    Length: 6' 1"    Height: 9' 1-1/8"    First Stud Face @8-1/4" (1' 4" o.c.)    Diagonal: 10' 10-1/16"

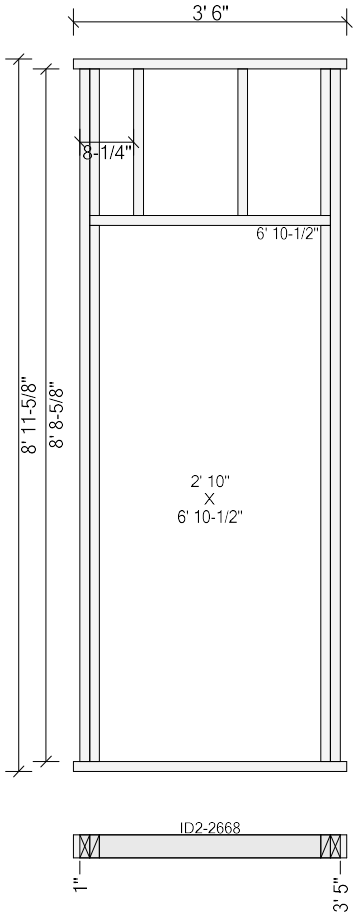


Top Plates:    2x6 SPF #2 6' 1"    Bottom Plates: 2x6 SPF #2 6' 1"  
Studs: (4) 2x6 SPF #2 8' 8-5/8"

Components & Subcomponents	Start	End
2X6 L (2x6 Dn)	@ Start	7"
2 Studs 8' 8-5/8" 2x6 SPF #2		
2X6 L (2x6 Up)	5' 4-1/4"	5' 11-1/4"
2 Studs 8' 8-5/8" 2x6 SPF #2		
2X6 L (2x6 Dn)	5' 6"	@ End
2 Studs 8' 8-5/8" 2x6 SPF #2		



Panel #327    Length: 3' 6"    Height: 8' 11-5/8"    Diagonal: 9' 7-1/2"

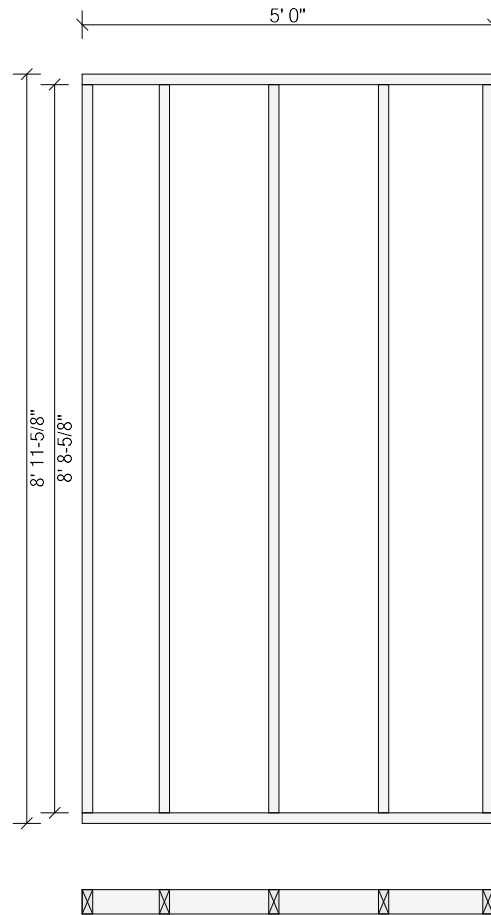


Top Plates: 2x4 SPF #2 3' 6"    Bottom Plates: 2x4 SPF #2 3' 6"

Components & Subcomponents			Start	End
ID2-2668 (6' 9")			1"	3' 5"
1 Stud	8' 8-5/8"	2x4 SPF #2		1 Trimmer 6' 9" 2x4 SPF #2
1 Stud	8' 8-5/8"	2x4 SPF #2		1 Trimmer 6' 9" 2x4 SPF #2
1 Header Sill	3' 1"	2x4		4 Header Cripples 1' 10-1/8" 2x4 SPF #2



Panel #328 Length: 5' 0" Height: 9' 1-1/8" First Stud Face @11-1/4" (1' 4" o.c.) Diagonal: 10' 3-1/4"

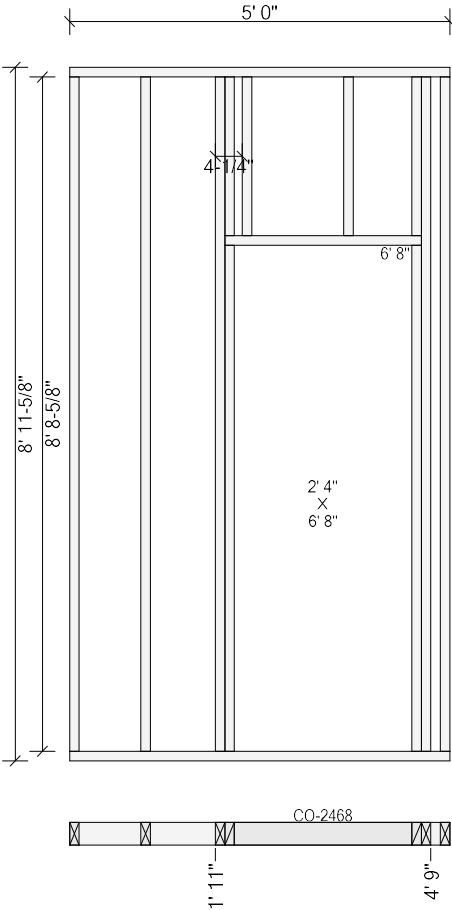


Top Plates: 2x4 SPF #2 5' 0"  
Studs: (5) 2x4 SPF #2 8' 8-5/8"

Bottom Plates: 2x4 SPF #2 5' 0"



Panel #329    Length: 5' 0"    Height: 9' 1-1/8"    First Stud Face @11-1/4" (1' 4" o.c.)    Diagonal: 10' 3-1/4"

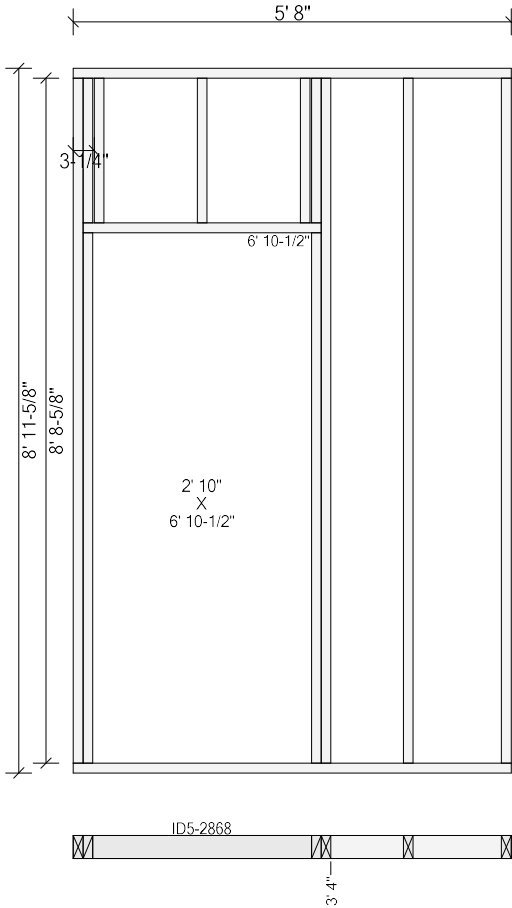


Top Plates:    2x4 SPF #2 5' 0"    Bottom Plates: 2x4 SPF #2 5' 0"  
Studs: (3) 2x4 SPF #2 8' 8-5/8"

Components & Subcomponents		Start	End
CO-2468 (6' 6-1/2")		1' 11"	4' 9"
1 Stud	8' 8-5/8" 2x4 SPF #2		1 Trimmer 6' 6-1/2" 2x4 SPF #2
1 Stud	8' 8-5/8" 2x4 SPF #2		1 Trimmer 6' 6-1/2" 2x4 SPF #2
1 Header Sill	2' 7" 2x4		4 Header Cripples 2' 0-5/8" 2x4 SPF #2



Panel #330    Length: 5' 8"    Height: 9' 1-1/8"    First Stud Face @4' 3-1/4" (1' 4" o.c.)    Diagonal: 10' 7-5/16"




Top Plates:    2x4 SPF #2 5' 8"    Bottom Plates: 2x4 SPF #2 5' 8"  
Studs: (2) 2x4 SPF #2 8' 8-5/8"

Components & Subcomponents			Start	End
ID5-2868 (6' 9")			@ Start	3' 4"
1 Stud	8' 8-5/8"	2x4 SPF #2	1 Trimmer	6' 9" 2x4 SPF #2
1 Stud	8' 8-5/8"	2x4 SPF #2	1 Trimmer	6' 9" 2x4 SPF #2
1 Header Sill	3' 1"	2x4	5 Header Cripples	1' 10-1/8" 2x4 SPF #2



Panel #331    Length: 5' 9-1/2"    Height: 9' 1-1/8"    First Stud Face @4-3/4" (1' 4" o.c.)    Diagonal: 10' 8-1/8"




Top Plates:    2x4 SPF #2 5' 9-1/2"    Bottom Plates: 2x4 SPF #2 5' 9-1/2"  
Studs: (4) 2x4 SPF #2 8' 8-5/8"

Components & Subcomponents	Start	End
2X6 L (2x6 Up)	1' 9-3/4"	2' 4-3/4"
1 Stud 8' 8-5/8" 2x6 SPF #2		1 Stud 8' 8-5/8" 2x4 SPF #2
2X4 L (2x4 Dn)	5' 4-1/2"	@ End
2 Studs 8' 8-5/8" 2x4 SPF #2		



Panel #332    Length: 5' 11-1/2"    Height: 9' 1-1/8"    First Stud Face @6-3/4" (1' 4" o.c.)    Diagonal: 10' 9-3/16"



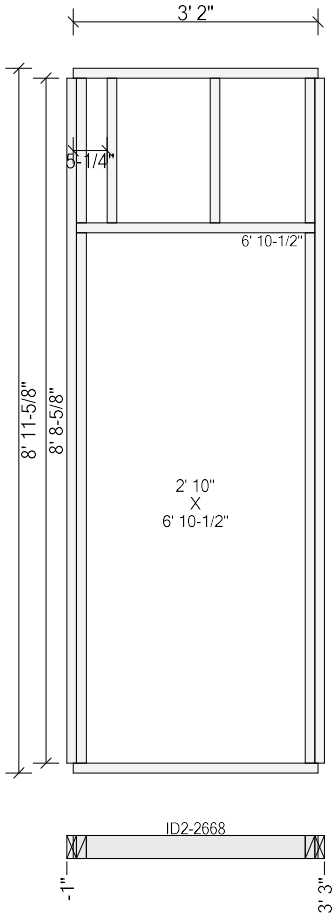
Top Plates:    2x4 SPF #2 5' 11-1/2"    Bottom Plates: 2x4 SPF #2 5' 11-1/2"  
Studs: (5) 2x4 SPF #2 8' 8-5/8"

Components & Subcomponents	Start	End
2X4 L (2x4 Dn)	5' 6-1/2"	@ End
2 Studs 8' 8-5/8" 2x4 SPF #2		



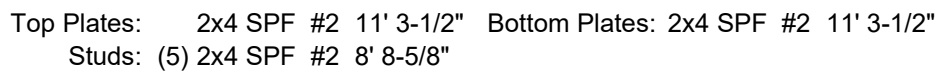


Panel #333    Length: 3' 2"    Height: 9' 1-1/8"    Diagonal: 9' 6-1/8"



Top Plates: 2x4 SPF #2 3' 2"    Bottom Plates: 2x4 SPF #2 3' 2"

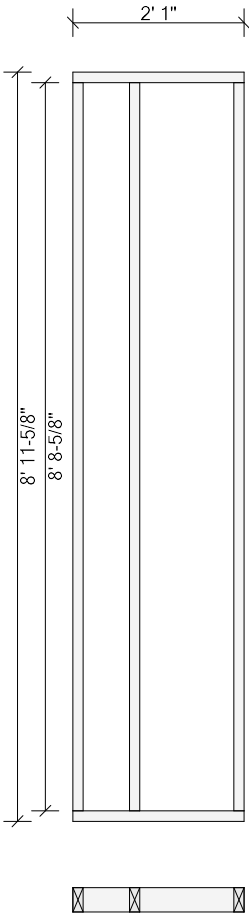
Components & Subcomponents	Start	End
ID2-2668 (6' 9")	-1"	3' 3"
1 Stud      8' 8-5/8"    2x4 SPF #2		1 Trimmer      6' 9"      2x4 SPF #2
1 Stud      8' 8-5/8"    2x4 SPF #2		1 Trimmer      6' 9"      2x4 SPF #2
1 Header Sill    3' 1"      2x4		4 Header Cripples    1' 10-1/8"    2x4 SPF #2



Components & Subcomponents	Start	End
ID6-PR2068 (6' 9")	6-3/8"	5' 2-3/8"
1 Stud      8' 8-5/8" 2x4 SPF #2		1 Trimmer      6' 9"      2x4 SPF #2
1 Stud      8' 8-5/8" 2x4 SPF #2		1 Trimmer      6' 9"      2x4 SPF #2
1 Header Sill 4' 5"      2x4		5 Header Cripples 1' 10-1/8" 2x4 SPF #2
2X6 L (2x6 Dn)	5' 7"	6' 2"
1 Stud 8' 8-5/8" 2x6 SPF #2		1 Stud 8' 8-5/8" 2x4 SPF #2



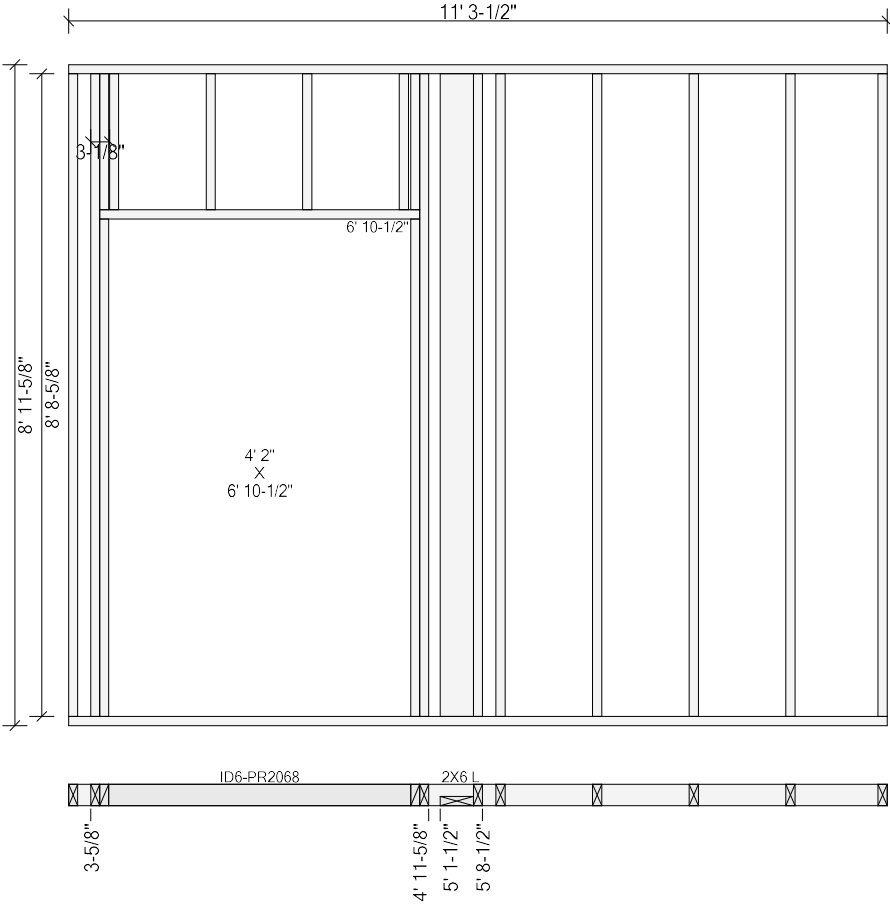
Panel #335   Length: 2' 1"   Height: 9' 1-1/8"   First Stud Face @8-1/4" (1' 4" o.c.)   Diagonal: 9' 2-1/2"



Top Plates:      2x4 SPF #2 2' 1"      Bottom Plates: 2x4 SPF #2 2' 1"  
Studs: (3) 2x4 SPF #2 8' 8-5/8"



Panel #336    Length: 11' 3-1/2"    Height: 9' 1-1/8"    First Stud Face @5' 10-3/4" (1' 4" o.c.)    Diagonal: 14' 5-1/16"

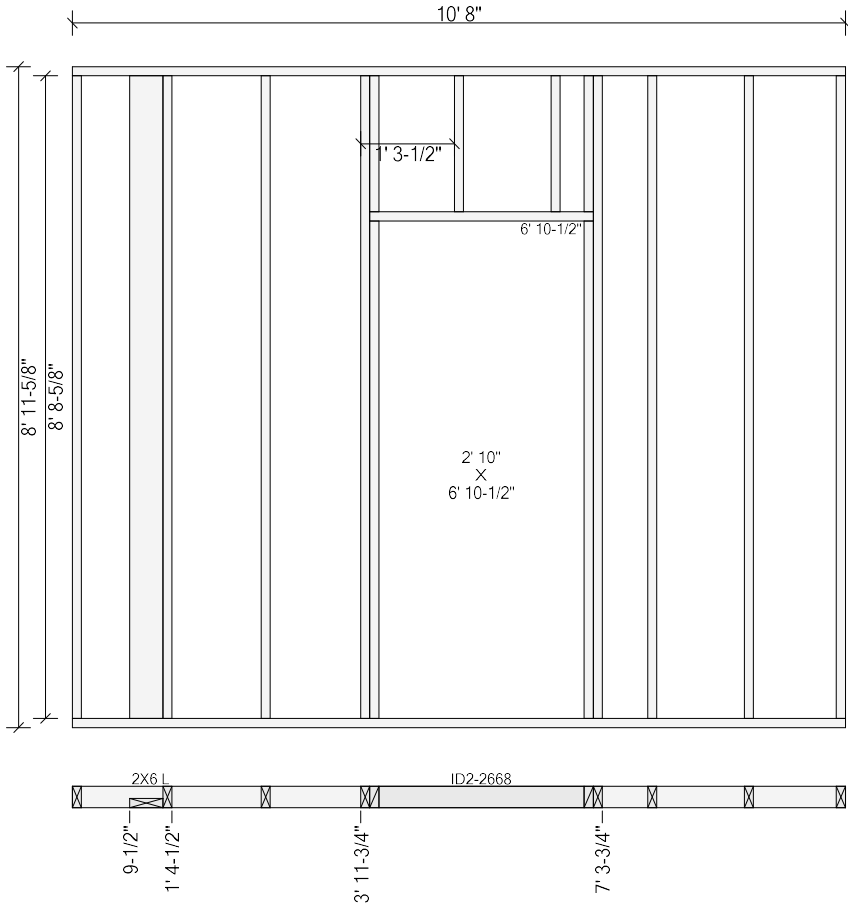


Top Plates:    2x4 SPF #2 11' 3-1/2"    Bottom Plates: 2x4 SPF #2 11' 3-1/2"  
Studs: (6) 2x4 SPF #2 8' 8-5/8"

Components & Subcomponents		Start	End
ID6-PR2068 (6' 9")		3-5/8"	4' 11-5/8"
1 Stud	8' 8-5/8" 2x4 SPF #2		1 Trimmer 6' 9" 2x4 SPF #2
1 Stud	8' 8-5/8" 2x4 SPF #2		1 Trimmer 6' 9" 2x4 SPF #2
1 Header Sill	4' 5" 2x4		6 Header Cripples 1' 10-1/8" 2x4 SPF #2
2X6 L (2x6 Dn)		5' 1-1/2"	5' 8-1/2"
1 Stud	8' 8-5/8" 2x6 SPF #2		1 Stud 8' 8-5/8" 2x4 SPF #2



Panel #337    Length: 10' 8"    Height: 9' 1-1/8"    First Stud Face @2' 7-1/4" (1' 4" o.c.)    Diagonal: 13' 11-1/4"

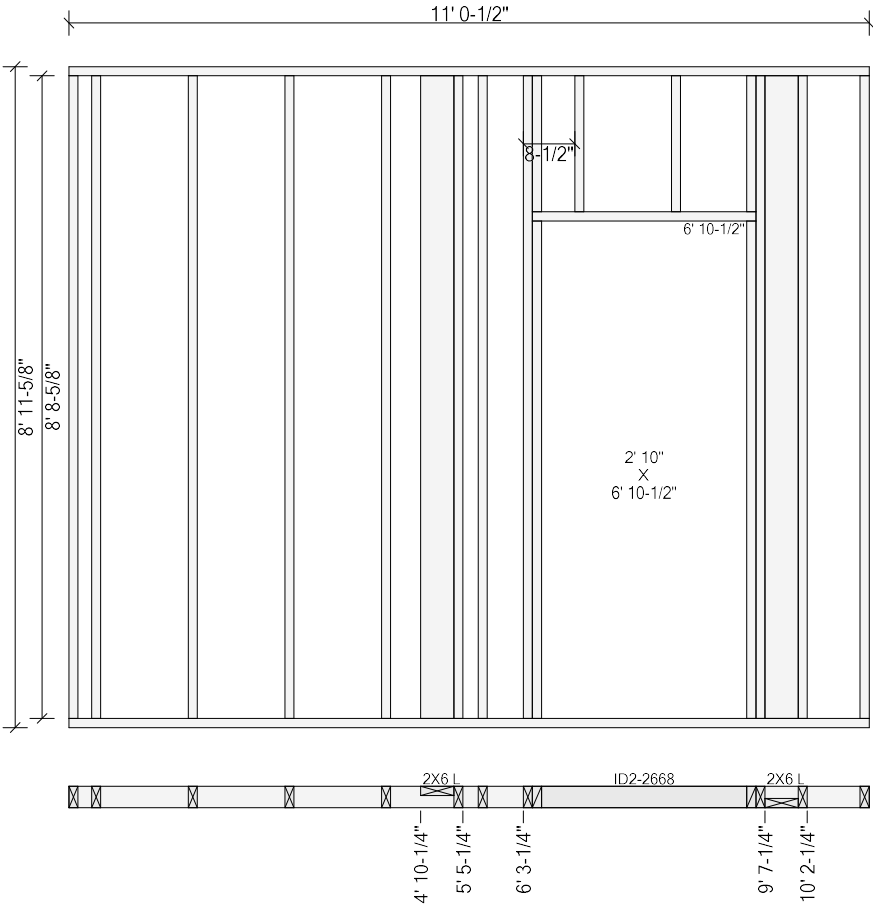


Top Plates:    2x4 SPF #2 10' 8"    Bottom Plates: 2x4 SPF #2 10' 8"  
Studs: (5) 2x4 SPF #2 8' 8-5/8"

Components & Subcomponents	Start	End
2X6 L (2x6 Dn)	9-1/2"	1' 4-1/2"
1 Stud 8' 8-5/8" 2x6 SPF #2		1 Stud 8' 8-5/8" 2x4 SPF #2
ID2-2668 (6' 9")	3' 11-3/4"	7' 3-3/4"
1 Stud 8' 8-5/8" 2x4 SPF #2		1 Trimmer 6' 9" 2x4 SPF #2
1 Stud 8' 8-5/8" 2x4 SPF #2		1 Trimmer 6' 9" 2x4 SPF #2
1 Header Sill 3' 1" 2x4		4 Header Cripples 1' 10-1/8" 2x4 SPF #2



Panel #338    Length: 11' 0-1/2"    Height: 9' 1-1/8"    First Stud Face @3-3/4" (1' 4" o.c.)    Diagonal: 14' 2-11/16"

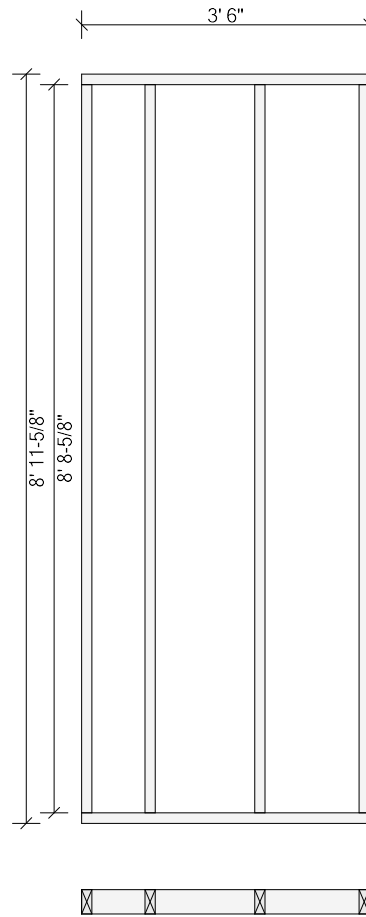


Top Plates:    2x4 SPF #2 11' 0-1/2"    Bottom Plates: 2x4 SPF #2 11' 0-1/2"  
Studs: (7) 2x4 SPF #2 8' 8-5/8"

Components & Subcomponents	Start	End
2X6 L (2x6 Up)	4' 10-1/4"	5' 5-1/4"
1 Stud 8' 8-5/8" 2x6 SPF #2		1 Stud 8' 8-5/8" 2x4 SPF #2
ID2-2668 (6' 9")	6' 3-1/4"	9' 7-1/4"
1 Stud 8' 8-5/8" 2x4 SPF #2		1 Trimmer 6' 9" 2x4 SPF #2
1 Stud 8' 8-5/8" 2x4 SPF #2		1 Trimmer 6' 9" 2x4 SPF #2
1 Header Sill 3' 1" 2x4		4 Header Cripples 1' 10-1/8" 2x4 SPF #2
2X6 L (2x6 Dn)	9' 7-1/4"	10' 2-1/4"
1 Stud 8' 8-5/8" 2x6 SPF #2		1 Stud 8' 8-5/8" 2x4 SPF #2



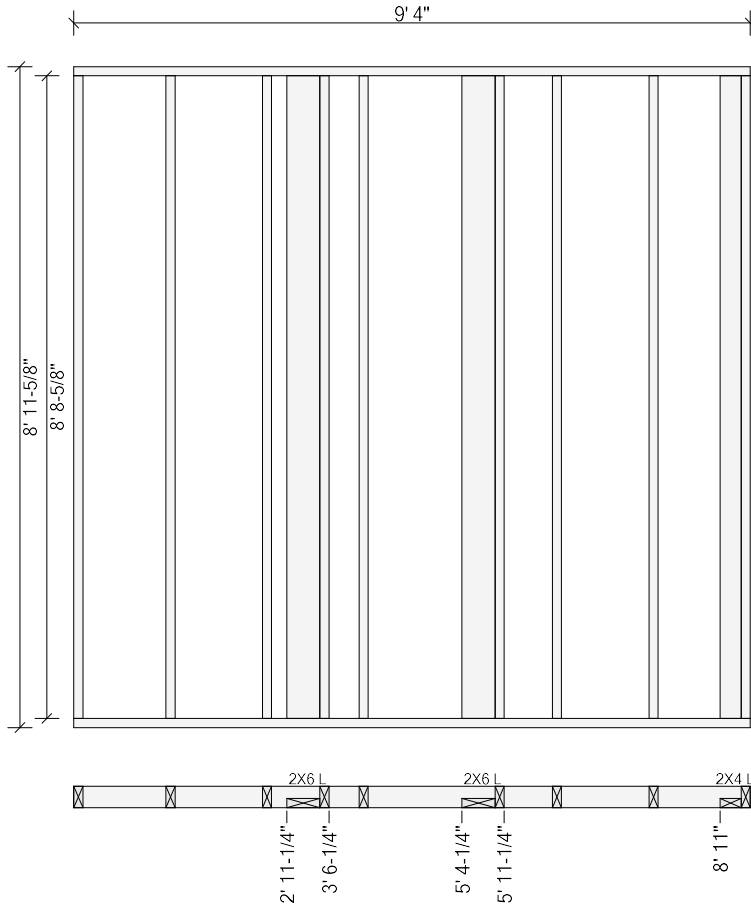
Panel #339 Length: 3' 6" Height: 9' 1-1/8" First Stud Face @9-1/4" (1' 4" o.c.) Diagonal: 9' 7-1/2"



Top Plates: 2x4 SPF #2 3' 6" Bottom Plates: 2x4 SPF #2 3' 6"  
Studs: (4) 2x4 SPF #2 8' 8-5/8"



Panel #340    Length: 9' 4"    Height: 9' 1-1/8"    First Stud Face @1' 3-1/4" (1' 4" o.c.)    Diagonal: 12' 11-5/16"



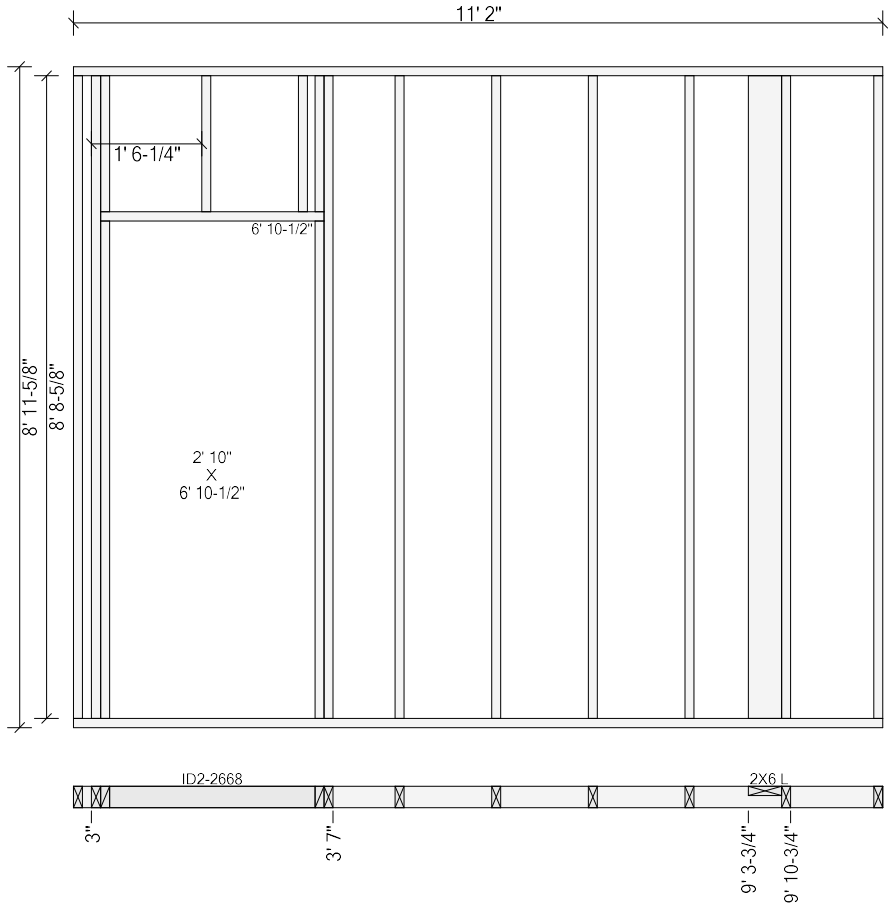
Top Plates:    2x4 SPF #2 9' 4"    Bottom Plates: 2x4 SPF #2 9' 4"  
Studs: (6) 2x4 SPF #2 8' 8-5/8"

Components & Subcomponents	Start	End
2X6 L (2x6 Dn)	2' 11-1/4"	3' 6-1/4"
1 Stud 8' 8-5/8" 2x6 SPF #2		1 Stud 8' 8-5/8" 2x4 SPF #2
2X6 L (2x6 Dn)	5' 4-1/4"	5' 11-1/4"
1 Stud 8' 8-5/8" 2x6 SPF #2		1 Stud 8' 8-5/8" 2x4 SPF #2
2X4 L (2x4 Dn)	8' 11"	@ End
2 Studs 8' 8-5/8" 2x4 SPF #2		





Panel #341    Length: 11' 2"    Height: 9' 1-1/8"    First Stud Face @4' 5-1/4" (1' 4" o.c.)    Diagonal: 14' 3-7/8"




Top Plates:    2x4 SPF #2 11' 2"    Bottom Plates: 2x4 SPF #2 11' 2"  
Studs: (6) 2x4 SPF #2 8' 8-5/8"

Components & Subcomponents			Start	End
ID2-2668 (6' 9")			3"	3' 7"
1 Stud	8' 8-5/8"	2x4 SPF #2		1 Trimmer 6' 9" 2x4 SPF #2
1 Stud	8' 8-5/8"	2x4 SPF #2		1 Trimmer 6' 9" 2x4 SPF #2
1 Header Sill	3' 1"	2x4		4 Header Cripples 1' 10-1/8" 2x4 SPF #2
2X6 L (2x6 Up)			9' 3-3/4"	9' 10-3/4"
1 Stud 8' 8-5/8" 2x6 SPF #2				1 Stud 8' 8-5/8" 2x4 SPF #2



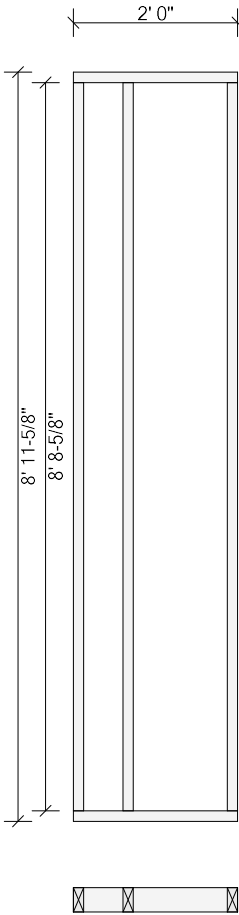
Panel #342   Length: 2' 0"   Height: 9' 1-1/8"   First Stud Face @7-1/4" (1' 4" o.c.)   Diagonal: 9' 2-1/4"



Top Plates:      2x4 SPF #2 2' 0"      Bottom Plates: 2x4 SPF #2 2' 0"  
Studs: (3) 2x4 SPF #2 8' 8-5/8"



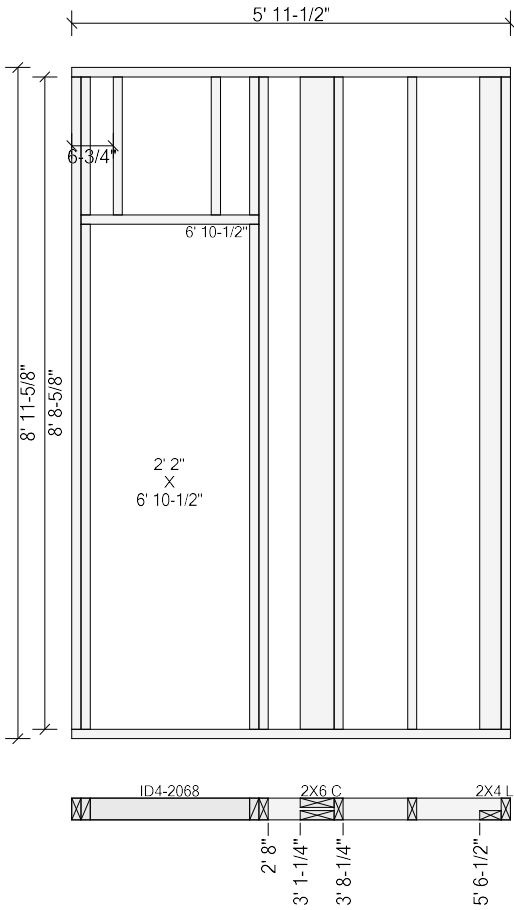
Panel #343   Length: 2' 0"   Height: 9' 1-1/8"   First Stud Face @7-1/4" (1' 4" o.c.)   Diagonal: 9' 2-1/4"



Top Plates:      2x4 SPF #2 2' 0"      Bottom Plates: 2x4 SPF #2 2' 0"  
Studs: (3) 2x4 SPF #2 8' 8-5/8"

← |

Panel #344    Length: 5' 11-1/2"    Height: 9' 1-1/8"    First Stud Face @4' 6-3/4" (1' 4" o.c.)    Diagonal: 10' 9-3/16"

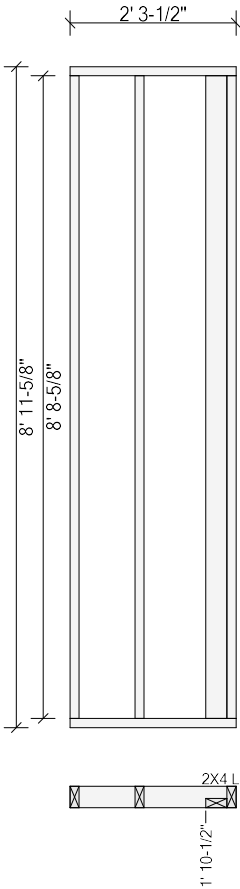


Top Plates: 2x4 SPF #2 5' 11-1/2"    Bottom Plates: 2x4 SPF #2 5' 11-1/2"  
Studs: 2x4 SPF #2 8' 8-5/8"

Components & Subcomponents			Start	End
ID4-2068 (6' 9")			@ Start	2' 8"
1 Stud	8' 8-5/8"	2x4 SPF #2	1 Trimmer	6' 9" 2x4 SPF #2
1 Stud	8' 8-5/8"	2x4 SPF #2	1 Trimmer	6' 9" 2x4 SPF #2
1 Header Sill	2' 5"	2x4	4 Header Cripples	1' 10-1/8" 2x4 SPF #2
2X6 C (2x6)			3' 1-1/4"	3' 8-1/4"
2 Studs 8' 8-5/8" 2x6 SPF #2			1 Stud 8' 8-5/8" 2x4 SPF #2	
2X4 L (2x4 Dn)			5' 6-1/2"	@ End
2 Studs 8' 8-5/8" 2x4 SPF #2				



Panel #345    Length: 2' 3-1/2"    Height: 9' 1-1/8"    First Stud Face @10-3/4" (1' 4" o.c.)    Diagonal: 9' 3-1/16"

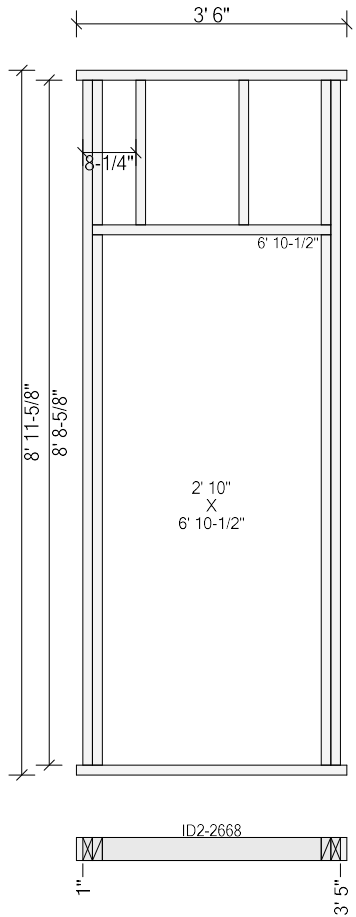


Top Plates:    2x4 SPF #2 2' 3-1/2"    Bottom Plates: 2x4 SPF #2 2' 3-1/2"  
Studs: (2) 2x4 SPF #2 8' 8-5/8"

Components & Subcomponents	Start	End
2X4 L (2x4 Dn)	1' 10-1/2"	@ End
2 Studs 8' 8-5/8" 2x4 SPF #2		

← |

Panel #346    Length: 3' 6"    Height: 9' 1-1/8"    Diagonal: 9' 7-1/2"




Top Plates: 2x4 SPF #2 3' 6"    Bottom Plates: 2x4 SPF #2 3' 6"

Components & Subcomponents	Start		End		
ID2-2668 (6' 9")	1"		3' 5"		
1 Stud	8' 8-5/8"	2x4 SPF #2	1 Trimmer	6' 9"	2x4 SPF #2
1 Stud	8' 8-5/8"	2x4 SPF #2	1 Trimmer	6' 9"	2x4 SPF #2
1 Header Sill	3' 1"	2x4	4 Header Cripples	1' 10-1/8"	2x4 SPF #2



Panel #347    Length: 5' 9-1/2"    Height: 9' 1-1/8"    First Stud Face @4-3/4" (1' 4" o.c.)    Diagonal: 10' 8-1/8"

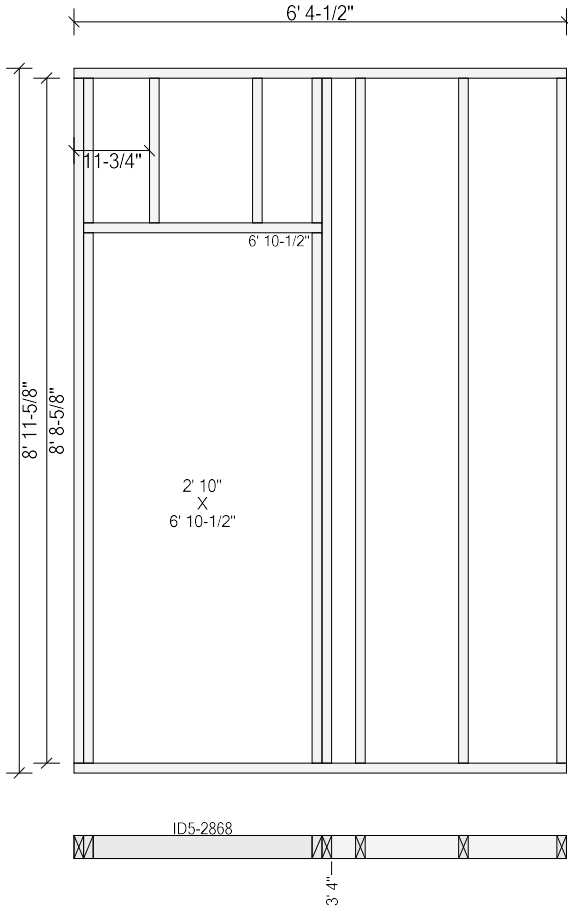


Top Plates: 2x4 SPF #2 5' 9-1/2" Bottom Plates: 2x4 SPF #2 5' 9-1/2"  
Studs: (4) 2x4 SPF #2 8' 8-5/8"

Components & Subcomponents	Start	End
2X6 L (2x6 Up)	1' 9-3/4"	2' 4-3/4"
1 Stud 8' 8-5/8" 2x6 SPF #2		1 Stud 8' 8-5/8" 2x4 SPF #2
2X4 L (2x4 Dn)	5' 4-1/2"	@ End
2 Studs 8' 8-5/8" 2x4 SPF #2		



Panel #348    Length: 6' 4-1/2"    Height: 9' 1-1/8"    First Stud Face @3' 7-3/4" (1' 4" o.c.)    Diagonal: 11' 0-1/16"



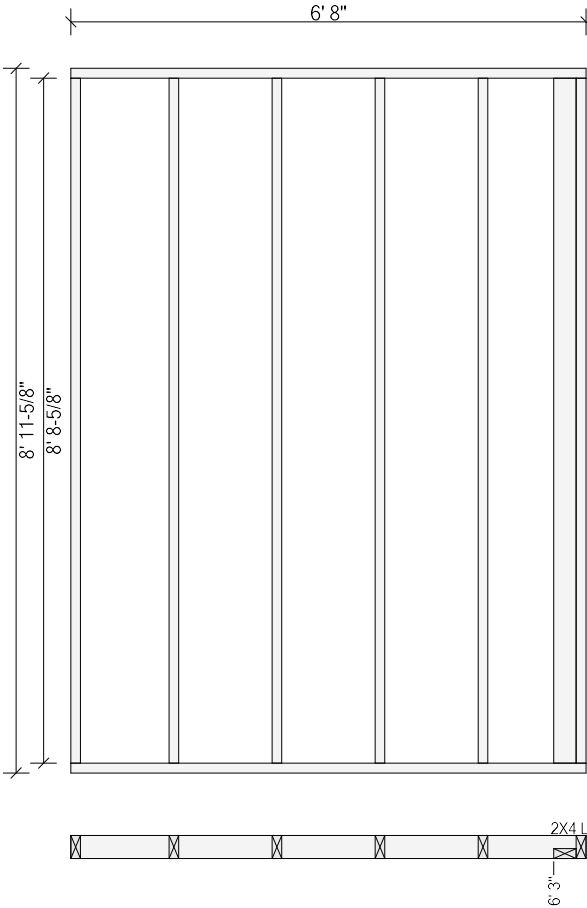
Top Plates:    2x4 SPF #2 6' 4-1/2"    Bottom Plates: 2x4 SPF #2 6' 4-1/2"  
Studs: (3) 2x4 SPF #2 8' 8-5/8"

Components & Subcomponents			Start	End
ID5-2868 (6' 9")			@ Start	3' 4"
1 Stud	8' 8-5/8"	2x4 SPF #2	1 Trimmer	6' 9" 2x4 SPF #2
1 Stud	8' 8-5/8"	2x4 SPF #2	1 Trimmer	6' 9" 2x4 SPF #2
1 Header Sill	3' 1"	2x4	4 Header Cripples	1' 10-1/8" 2x4 SPF #2





Panel #349    Length: 6' 8"    Height: 9' 1-1/8"    First Stud Face @1' 3-1/4" (1' 4" o.c.)    Diagonal: 11' 2-1/8"




Top Plates:    2x4 SPF #2 6' 8"    Bottom Plates: 2x4 SPF #2 6' 8"  
Studs: (5) 2x4 SPF #2 8' 8-5/8"

Components & Subcomponents	Start	End
2X4 L (2x4 Dn)	6' 3"	@ End
2 Studs 8' 8-5/8" 2x4 SPF #2		



Panel #350    Length: 6' 1"    Height: 9' 1-1/8"    First Stud Face @8-1/4" (1' 4" o.c.)    Diagonal: 10' 10-1/16"




Top Plates:    2x6 SPF #2 6' 1"    Bottom Plates: 2x6 SPF #2 6' 1"  
Studs: (4) 2x6 SPF #2 8' 8-5/8"

Components & Subcomponents	Start	End
2X6 L (2x6 Dn)	@ Start	7"
2 Studs 8' 8-5/8" 2x6 SPF #2		
2X6 L (2x6 Up)	5' 4-1/4"	5' 11-1/4"
2 Studs 8' 8-5/8" 2x6 SPF #2		
2X6 L (2x6 Dn)	5' 6"	@ End
2 Studs 8' 8-5/8" 2x6 SPF #2		



Panel #351   Length: 5' 0"   Height: 9' 1-1/8"   First Stud Face @11-1/4" (1' 4" o.c.)   Diagonal: 10' 3-1/4"

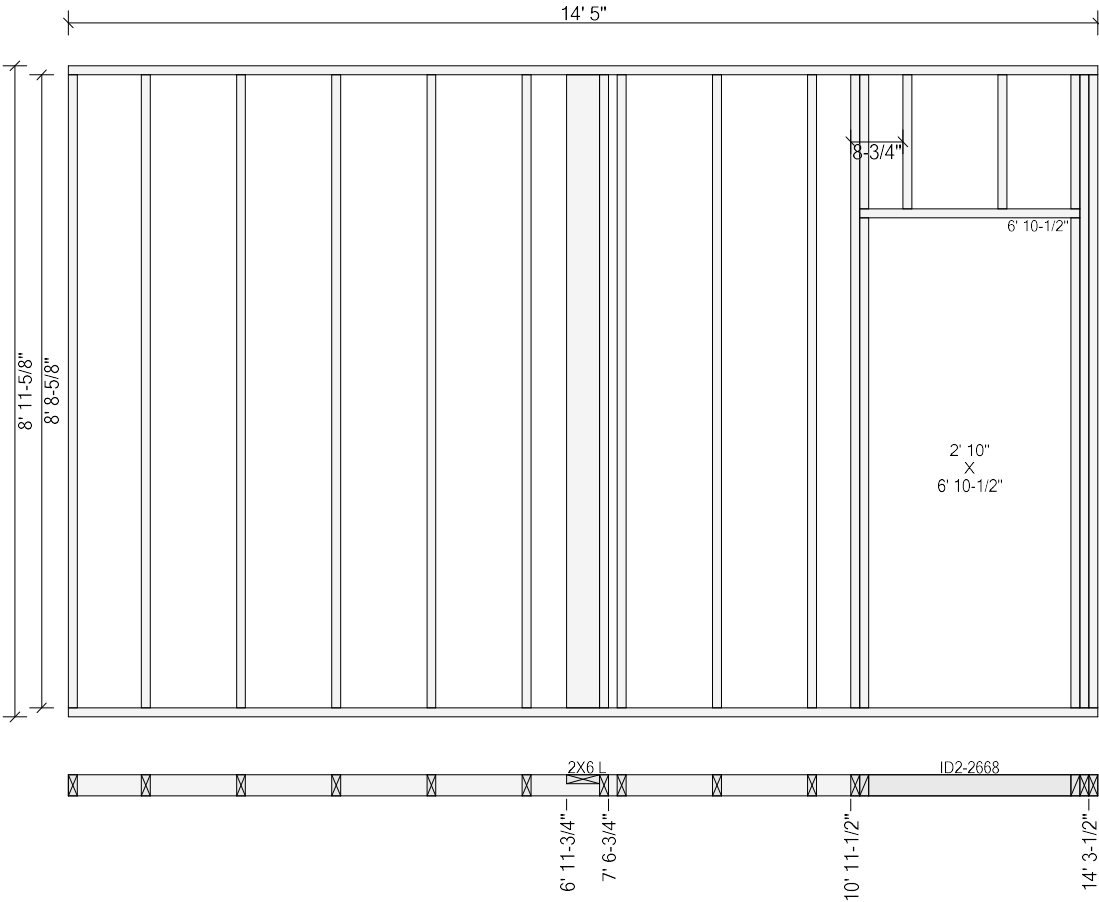


Top Plates: 2x4 SPF #2 5' 0"  
Studs: (5) 2x4 SPF #2 8' 8-5/8"

Bottom Plates: 2x4 SPF #2 5' 0"



Panel #352    Length: 14' 5"    Height: 9' 1-1/8"    First Stud Face @1' 0-1/4" (1' 4" o.c.)    Diagonal: 16' 11-3/4"

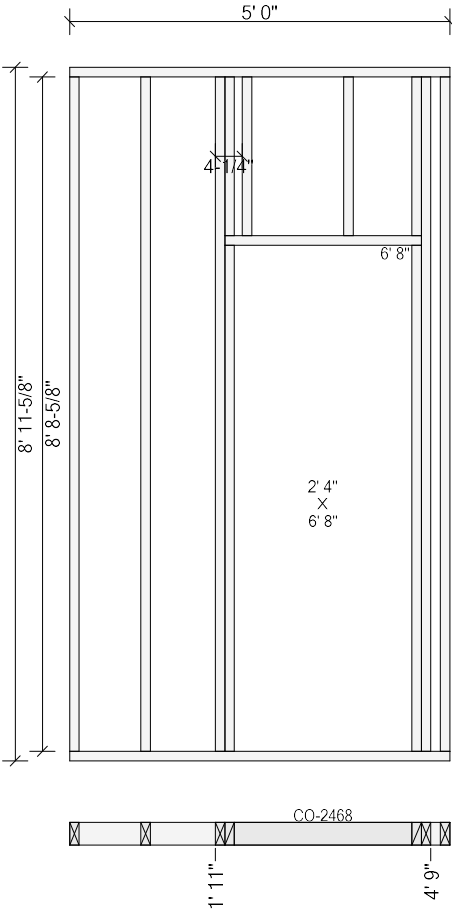


Top Plates:        2x4 SPF #2 14' 5"    Bottom Plates: 2x4 SPF #2 14' 5"  
Studs: (10) 2x4 SPF #2 8' 8-5/8"

Components & Subcomponents	Start	End
2X6 L (2x6 Up)	6' 11-3/4"	7' 6-3/4"
1 Stud 8' 8-5/8" 2x6 SPF #2		1 Stud 8' 8-5/8" 2x4 SPF #2
ID2-2668 (6' 9")	10' 11-1/2"	14' 3-1/2"
1 Stud 8' 8-5/8" 2x4 SPF #2		1 Trimmer 6' 9" 2x4 SPF #2
1 Stud 8' 8-5/8" 2x4 SPF #2		1 Trimmer 6' 9" 2x4 SPF #2
1 Header Sill 3' 1" 2x4		4 Header Cripples 1' 10-1/8" 2x4 SPF #2

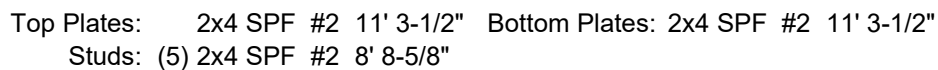


Panel #353    Length: 5' 0"    Height: 9' 1-1/8"    First Stud Face @11-1/4" (1' 4" o.c.)    Diagonal: 10' 3-1/4"



Top Plates:    2x4 SPF #2 5' 0"    Bottom Plates: 2x4 SPF #2 5' 0"  
Studs: (3) 2x4 SPF #2 8' 8-5/8"

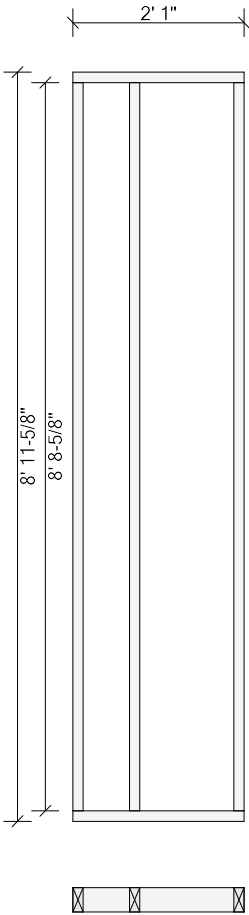
Components & Subcomponents	Start	End
CO-2468 (6' 6-1/2")	1' 11"	4' 9"
1 Stud        8' 8-5/8" 2x4 SPF #2		1 Trimmer        6' 6-1/2" 2x4 SPF #2
1 Stud        8' 8-5/8" 2x4 SPF #2		1 Trimmer        6' 6-1/2" 2x4 SPF #2
1 Header Sill 2' 7"        2x4		4 Header Cripples 2' 0-5/8" 2x4 SPF #2



Components & Subcomponents	Start	End
ID6-PR2068 (6' 9")	6-3/8"	5' 2-3/8"
1 Stud      8' 8-5/8"   2x4 SPF #2		1 Trimmer      6' 9"      2x4 SPF #2
1 Stud      8' 8-5/8"   2x4 SPF #2		1 Trimmer      6' 9"      2x4 SPF #2
1 Header Sill   4' 5"      2x4		5 Header Cripples   1' 10-1/8"   2x4 SPF #2
2X6 L (2x6 Dn)	5' 7"	6' 2"
1 Stud   8' 8-5/8"   2x6 SPF #2		1 Stud   8' 8-5/8"   2x4 SPF #2



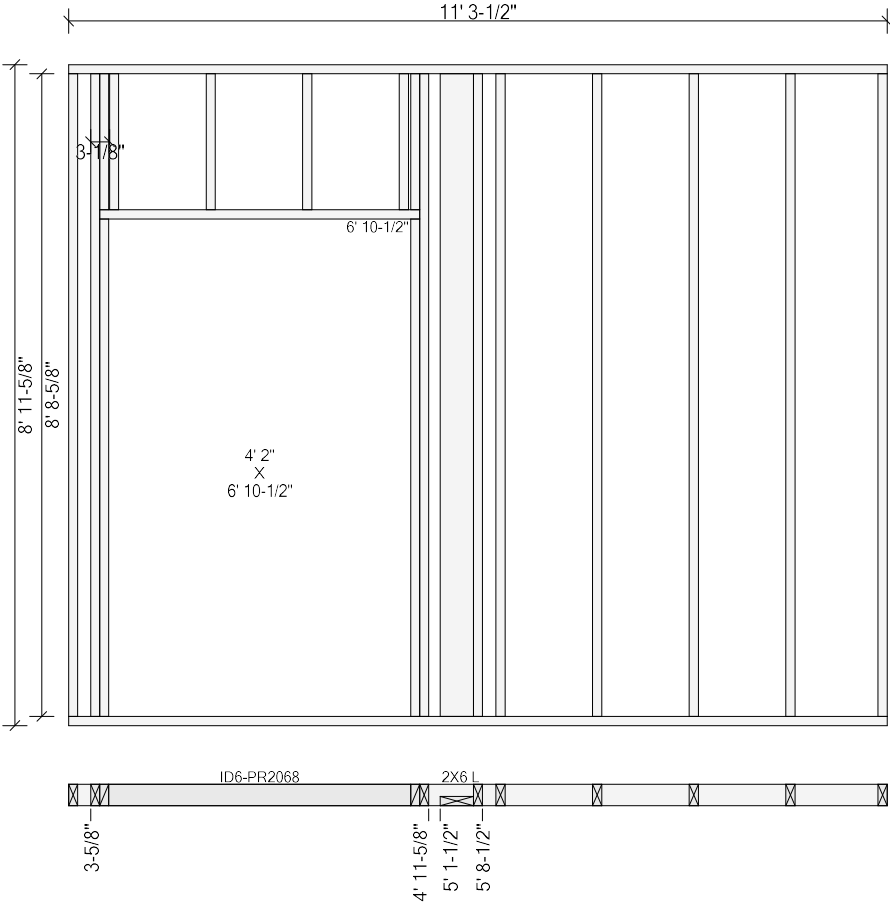
Panel #355   Length: 2' 1"   Height: 9' 1-1/8"   First Stud Face @8-1/4" (1' 4" o.c.)   Diagonal: 9' 2-1/2"



Top Plates:      2x4 SPF #2 2' 1"      Bottom Plates: 2x4 SPF #2 2' 1"  
Studs: (3) 2x4 SPF #2 8' 8-5/8"



Panel #356    Length: 11' 3-1/2"    Height: 9' 1-1/8"    First Stud Face @5' 10-3/4" (1' 4" o.c.)    Diagonal: 14' 5-1/16"



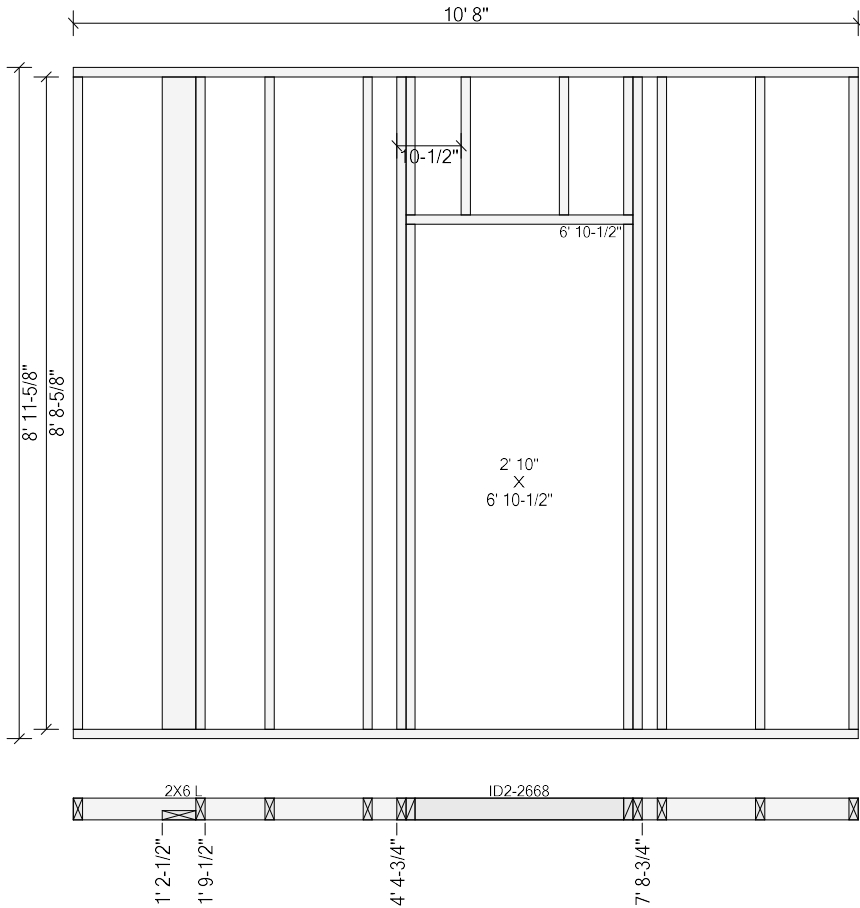
Top Plates:    2x4 SPF #2 11' 3-1/2"    Bottom Plates: 2x4 SPF #2 11' 3-1/2"  
Studs: (6) 2x4 SPF #2 8' 8-5/8"

Components & Subcomponents			Start	End
ID6-PR2068 (6' 9")			3-5/8"	4' 11-5/8"
1 Stud	8' 8-5/8"	2x4 SPF #2		1 Trimmer    6' 9"    2x4 SPF #2
1 Stud	8' 8-5/8"	2x4 SPF #2		1 Trimmer    6' 9"    2x4 SPF #2
1 Header Sill	4' 5"	2x4		6 Header Cripples    1' 10-1/8"    2x4 SPF #2
2X6 L (2x6 Dn)			5' 1-1/2"	5' 8-1/2"
1 Stud	8' 8-5/8"	2x6 SPF #2		1 Stud    8' 8-5/8"    2x4 SPF #2





Panel #357    Length: 10' 8"    Height: 9' 1-1/8"    First Stud Face @2' 7-1/4" (1' 4" o.c.)    Diagonal: 13' 11-1/4"

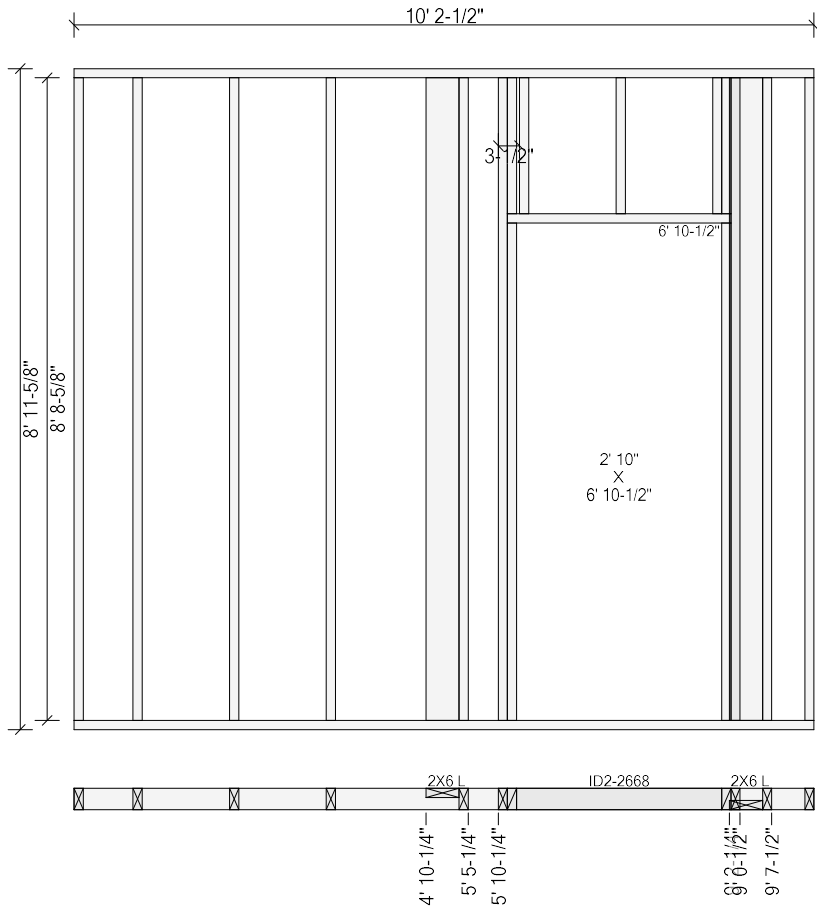


Top Plates:    2x4 SPF #2 10' 8"    Bottom Plates: 2x4 SPF #2 10' 8"  
Studs: (6) 2x4 SPF #2 8' 8-5/8"

Components & Subcomponents	Start	End
2X6 L (2x6 Dn)	1' 2-1/2"	1' 9-1/2"
1 Stud 8' 8-5/8" 2x6 SPF #2		1 Stud 8' 8-5/8" 2x4 SPF #2
ID2-2668 (6' 9")	4' 4-3/4"	7' 8-3/4"
1 Stud 8' 8-5/8" 2x4 SPF #2		1 Trimmer 6' 9" 2x4 SPF #2
1 Stud 8' 8-5/8" 2x4 SPF #2		1 Trimmer 6' 9" 2x4 SPF #2
1 Header Sill 3' 1" 2x4		4 Header Cripples 1' 10-1/8" 2x4 SPF #2



Panel #358    Length: 10' 2-1/2"    Height: 9' 1-1/8"    First Stud Face @9-3/4" (1' 4" o.c.)    Diagonal: 13' 7-1/16"

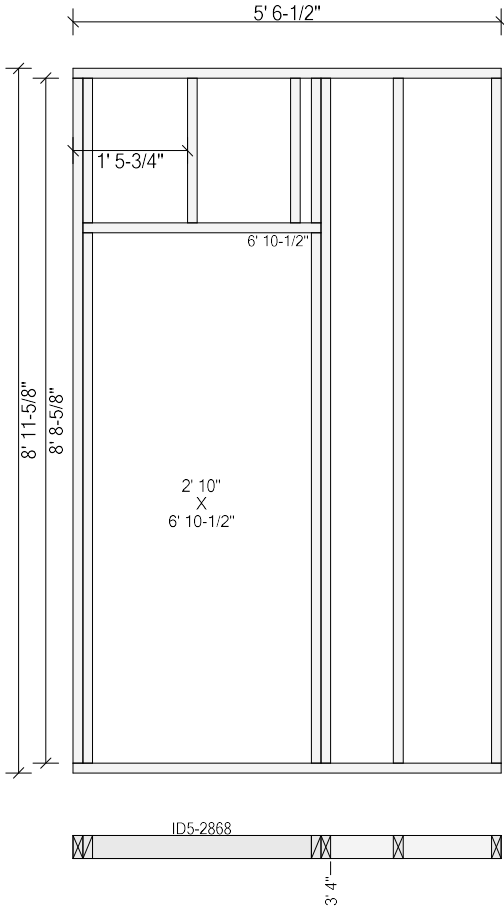


Top Plates:    2x4 SPF #2 10' 2-1/2"    Bottom Plates: 2x4 SPF #2 10' 2-1/2"  
Studs: (5) 2x4 SPF #2 8' 8-5/8"

Components & Subcomponents	Start	End
2X6 L (2x6 Up)	4' 10-1/4"	5' 5-1/4"
1 Stud 8' 8-5/8" 2x6 SPF #2		1 Stud 8' 8-5/8" 2x4 SPF #2
ID2-2668 (6' 9")	5' 10-1/4"	9' 2-1/4"
1 Stud 8' 8-5/8" 2x4 SPF #2		1 Trimmer 6' 9" 2x4 SPF #2
1 Stud 8' 8-5/8" 2x4 SPF #2		1 Trimmer 6' 9" 2x4 SPF #2
1 Header Sill 3' 1" 2x4		5 Header Cripples 1' 10-1/8" 2x4 SPF #2
2X6 L (2x6 Dn)	9' 0-1/2"	9' 7-1/2"
1 Stud 8' 8-5/8" 2x6 SPF #2		1 Stud 8' 8-5/8" 2x4 SPF #2



Panel #359    Length: 5' 6-1/2"    Height: 9' 1-1/8"    First Stud Face @4' 1-3/4" (1' 4" o.c.)    Diagonal: 10' 6-1/2"




Top Plates:    2x4 SPF #2 5' 6-1/2"    Bottom Plates: 2x4 SPF #2 5' 6-1/2"  
Studs: (2) 2x4 SPF #2 8' 8-5/8"

Components & Subcomponents			Start	End
ID5-2868 (6' 9")			@ Start	3' 4"
1 Stud	8' 8-5/8"	2x4 SPF #2	1 Trimmer	6' 9" 2x4 SPF #2
1 Stud	8' 8-5/8"	2x4 SPF #2	1 Trimmer	6' 9" 2x4 SPF #2
1 Header Sill	3' 1"	2x4	4 Header Cripples	1' 10-1/8" 2x4 SPF #2



Panel #360    Length: 6' 1"    Height: 9' 1-1/8"    First Stud Face @8-1/4" (1' 4" o.c.)    Diagonal: 10' 10-1/16"




Top Plates:    2x6 SPF #2 6' 1"    Bottom Plates: 2x6 SPF #2 6' 1"  
Studs: (4) 2x6 SPF #2 8' 8-5/8"

Components & Subcomponents	Start	End
2X6 L (2x6 Dn)	@ Start	7"
2 Studs 8' 8-5/8" 2x6 SPF #2		
2X6 L (2x6 Up)	5' 4-1/4"	5' 11-1/4"
2 Studs 8' 8-5/8" 2x6 SPF #2		
2X6 L (2x6 Dn)	5' 6"	@ End
2 Studs 8' 8-5/8" 2x6 SPF #2		



Panel #361    Length: 5' 10"    Height: 9' 1-1/8"    First Stud Face @5-1/4" (1' 4" o.c.)    Diagonal: 10' 8-3/8"




Top Plates:    2x4 SPF #2 5' 10"    Bottom Plates: 2x4 SPF #2 5' 10"  
Studs: (5) 2x4 SPF #2 8' 8-5/8"

Components & Subcomponents	Start	End
2X4 L (2x4 Dn)	5' 5"	@ End
2 Studs 8' 8-5/8" 2x4 SPF #2		



Panel #362 Length: 5' 0" Height: 9' 1-1/8" First Stud Face @11-1/4" (1' 4" o.c.) Diagonal: 10' 3-1/4"

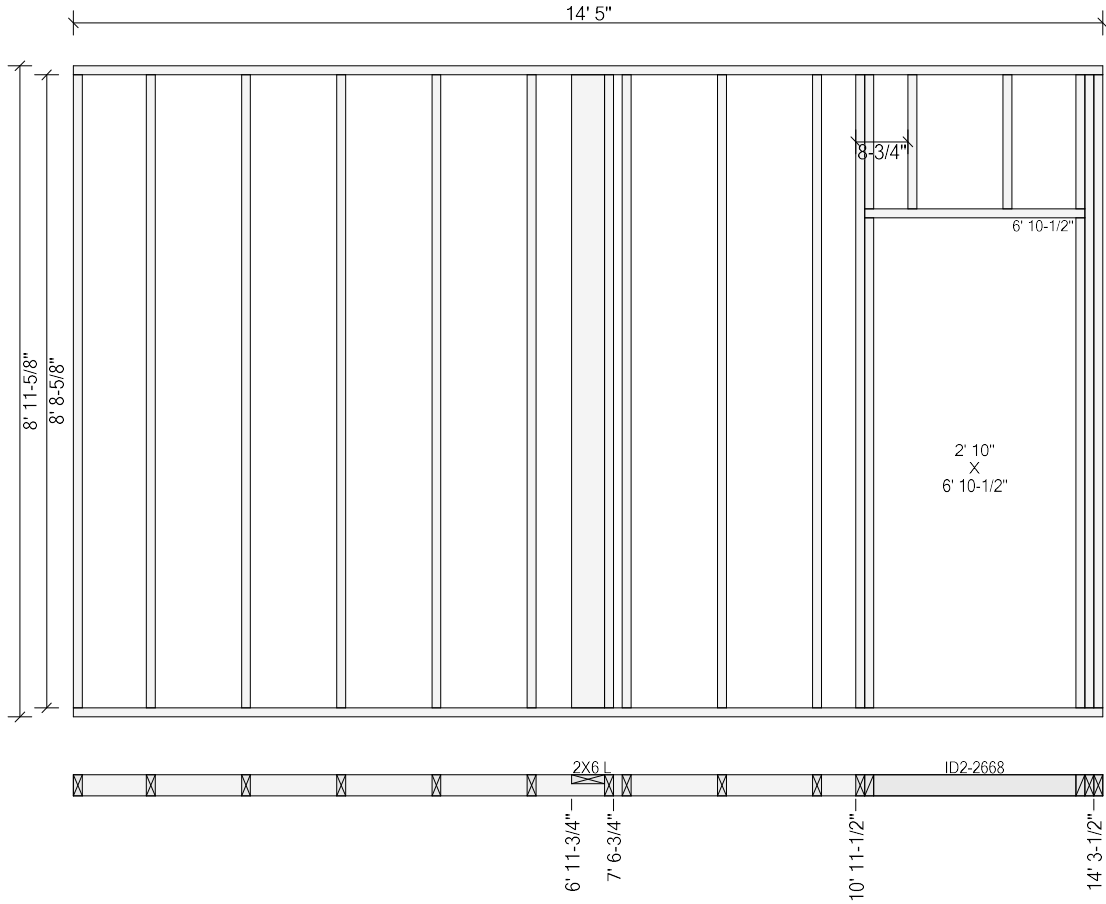


Top Plates: 2x4 SPF #2 5' 0"  
Studs: (5) 2x4 SPF #2 8' 8-5/8"

Bottom Plates: 2x4 SPF #2 5' 0"



Panel #363    Length: 14' 5"    Height: 9' 1-1/8"    First Stud Face @1' 0-1/4" (1' 4" o.c.)    Diagonal: 16' 11-3/4"

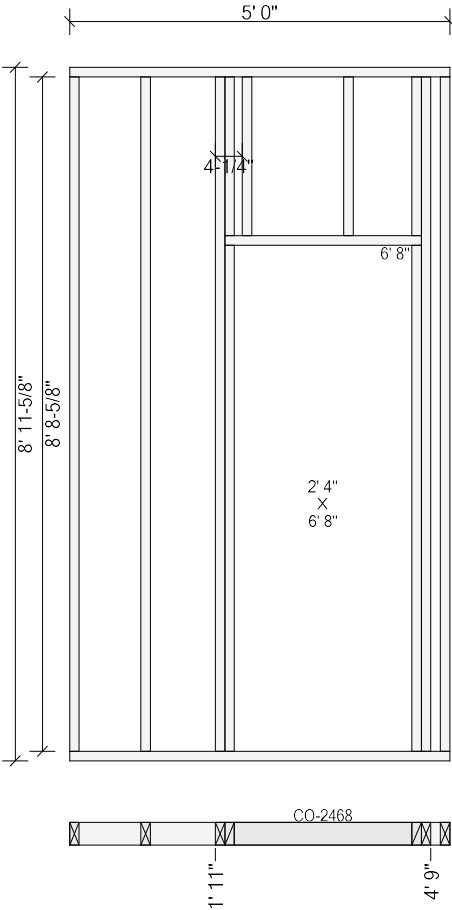


Top Plates:        2x4 SPF #2 14' 5"    Bottom Plates: 2x4 SPF #2 14' 5"  
Studs: (10) 2x4 SPF #2 8' 8-5/8"

Components & Subcomponents	Start	End
2X6 L (2x6 Up)	6' 11-3/4"	7' 6-3/4"
1 Stud 8' 8-5/8" 2x6 SPF #2		1 Stud 8' 8-5/8" 2x4 SPF #2
ID2-2668 (6' 9")	10' 11-1/2"	14' 3-1/2"
1 Stud 8' 8-5/8" 2x4 SPF #2		1 Trimmer 6' 9" 2x4 SPF #2
1 Stud 8' 8-5/8" 2x4 SPF #2		1 Trimmer 6' 9" 2x4 SPF #2
1 Header Sill 3' 1" 2x4		4 Header Cripples 1' 10-1/8" 2x4 SPF #2



Panel #364    Length: 5' 0"    Height: 9' 1-1/8"    First Stud Face @11-1/4" (1' 4" o.c.)    Diagonal: 10' 3-1/4"



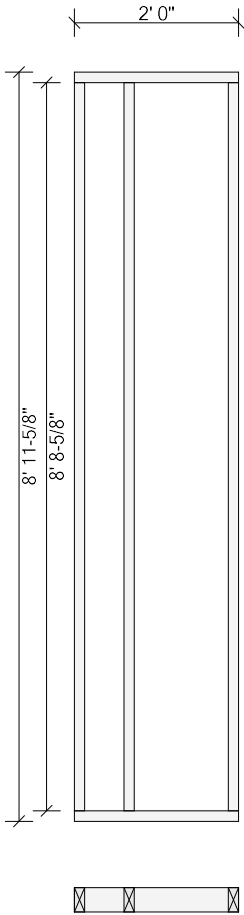
Top Plates: 2x4 SPF #2 5' 0"    Bottom Plates: 2x4 SPF #2 5' 0"  
Studs: (3) 2x4 SPF #2 8' 8-5/8"

Components & Subcomponents	Start	End
CO-2468 (6' 6-1/2")	1' 11"	4' 9"
1 Stud      8' 8-5/8"    2x4 SPF #2		1 Trimmer      6' 6-1/2"    2x4 SPF #2
1 Stud      8' 8-5/8"    2x4 SPF #2		1 Trimmer      6' 6-1/2"    2x4 SPF #2
1 Header Sill    2' 7"      2x4		4 Header Cripples    2' 0-5/8"    2x4 SPF #2





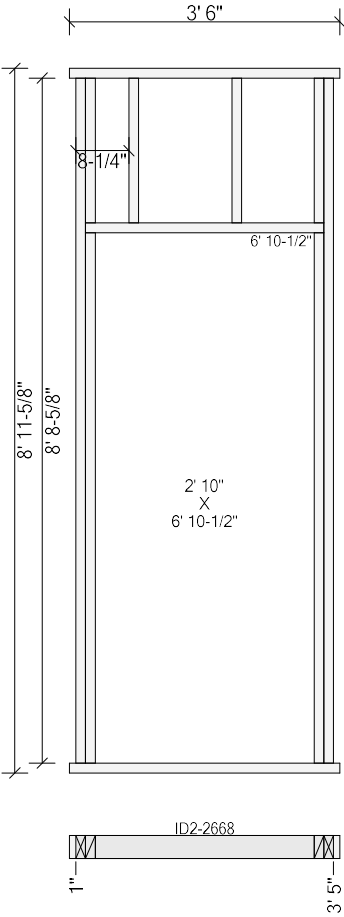
Panel #365   Length: 2' 0"   Height: 9' 1-1/8"   First Stud Face @7-1/4" (1' 4" o.c.)   Diagonal: 9' 2-1/4"



Top Plates:      2x4 SPF #2 2' 0"      Bottom Plates: 2x4 SPF #2 2' 0"  
Studs: (3) 2x4 SPF #2 8' 8-5/8"



Panel #366    Length: 3' 6"    Height: 9' 1-1/8"    Diagonal: 9' 7-1/2"




Top Plates: 2x4 SPF #2 3' 6"    Bottom Plates: 2x4 SPF #2 3' 6"

Components & Subcomponents	Start		End	
ID2-2668 (6' 9")	1"		3' 5"	
1 Stud	8' 8-5/8"	2x4 SPF #2	1 Trimmer	6' 9" 2x4 SPF #2
1 Stud	8' 8-5/8"	2x4 SPF #2	1 Trimmer	6' 9" 2x4 SPF #2
1 Header Sill	3' 1"	2x4	4 Header Cripples	1' 10-1/8" 2x4 SPF #2



Panel #367    Length: 5' 9-1/2"    Height: 9' 1-1/8"    First Stud Face @4-3/4" (1' 4" o.c.)    Diagonal: 10' 8-1/8"




Top Plates:    2x4 SPF #2 5' 9-1/2"    Bottom Plates: 2x4 SPF #2 5' 9-1/2"  
Studs: (4) 2x4 SPF #2 8' 8-5/8"

Components & Subcomponents	Start	End
2X6 L (2x6 Up)	1' 9-3/4"	2' 4-3/4"
1 Stud 8' 8-5/8" 2x6 SPF #2		1 Stud 8' 8-5/8" 2x4 SPF #2
2X4 L (2x4 Dn)	5' 4-1/2"	@ End
2 Studs 8' 8-5/8" 2x4 SPF #2		

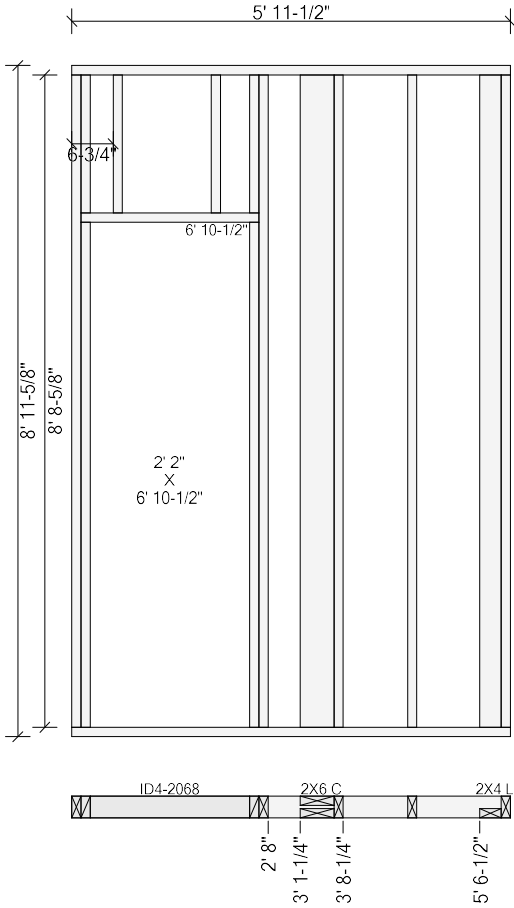


Panel #368   Length: 2' 0"   Height: 9' 1-1/8"   First Stud Face @7-1/4" (1' 4" o.c.)   Diagonal: 9' 2-1/4"



Top Plates:     2x4 SPF #2 2' 0"     Bottom Plates: 2x4 SPF #2 2' 0"  
Studs: (3) 2x4 SPF #2 8' 8-5/8"

← | Panel #369    Length: 5' 11-1/2"    Height: 9' 1-1/8"    First Stud Face @ 4' 6-3/4" (1' 4" o.c.)    Diagonal: 10' 9-3/16"

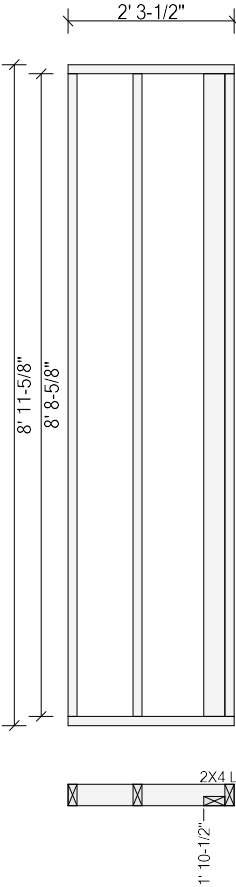


Top Plates: 2x4 SPF #2 5' 11-1/2"    Bottom Plates: 2x4 SPF #2 5' 11-1/2"  
Studs: 2x4 SPF #2 8' 8-5/8"

Components & Subcomponents			Start	End
ID4-2068 (6' 9")			@ Start	2' 8"
1 Stud	8' 8-5/8"	2x4 SPF #2	1 Trimmer	6' 9" 2x4 SPF #2
1 Stud	8' 8-5/8"	2x4 SPF #2	1 Trimmer	6' 9" 2x4 SPF #2
1 Header Sill	2' 5"	2x4	4 Header Cripples	1' 10-1/8" 2x4 SPF #2
2X6 C (2x6)			3' 1-1/4"	3' 8-1/4"
2 Studs 8' 8-5/8" 2x6 SPF #2			1 Stud 8' 8-5/8" 2x4 SPF #2	
2X4 L (2x4 Dn)			5' 6-1/2"	@ End
2 Studs 8' 8-5/8" 2x4 SPF #2				



Panel #370    Length: 2' 3-1/2"    Height: 9' 1-1/8"    First Stud Face @10-3/4" (1' 4" o.c.)    Diagonal: 9' 3-1/16"

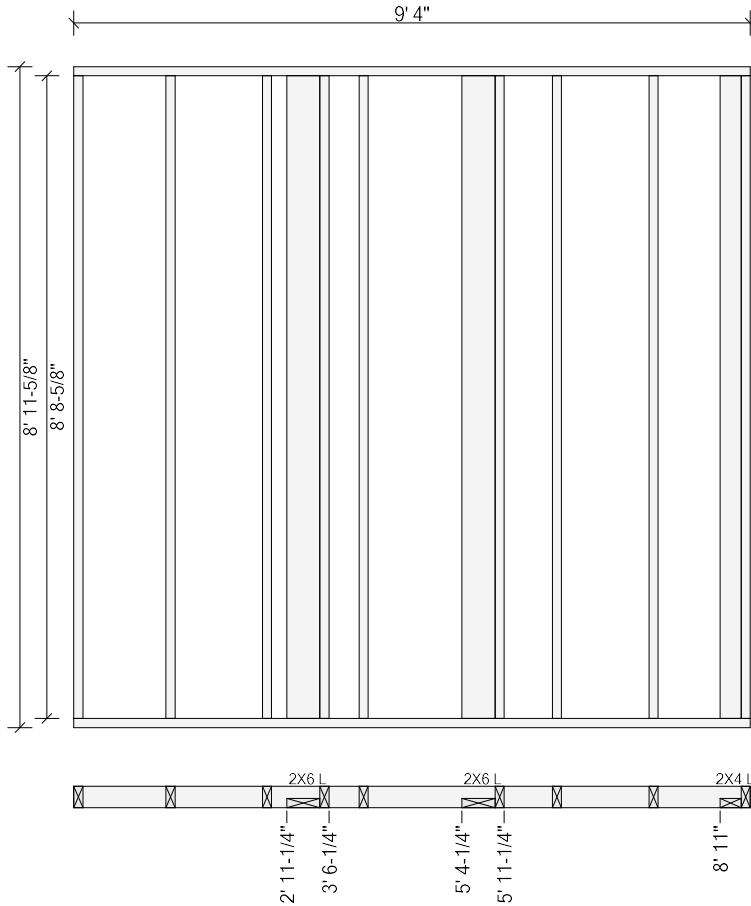


Top Plates:    2x4 SPF #2 2' 3-1/2"    Bottom Plates: 2x4 SPF #2 2' 3-1/2"  
Studs: (2) 2x4 SPF #2 8' 8-5/8"

Components & Subcomponents	Start	End
2X4 L (2x4 Dn)	1' 10-1/2"	@ End
2 Studs 8' 8-5/8" 2x4 SPF #2		



Panel #371    Length: 9' 4"    Height: 9' 1-1/8"    First Stud Face @1' 3-1/4" (1' 4" o.c.)    Diagonal: 12' 11-5/16"

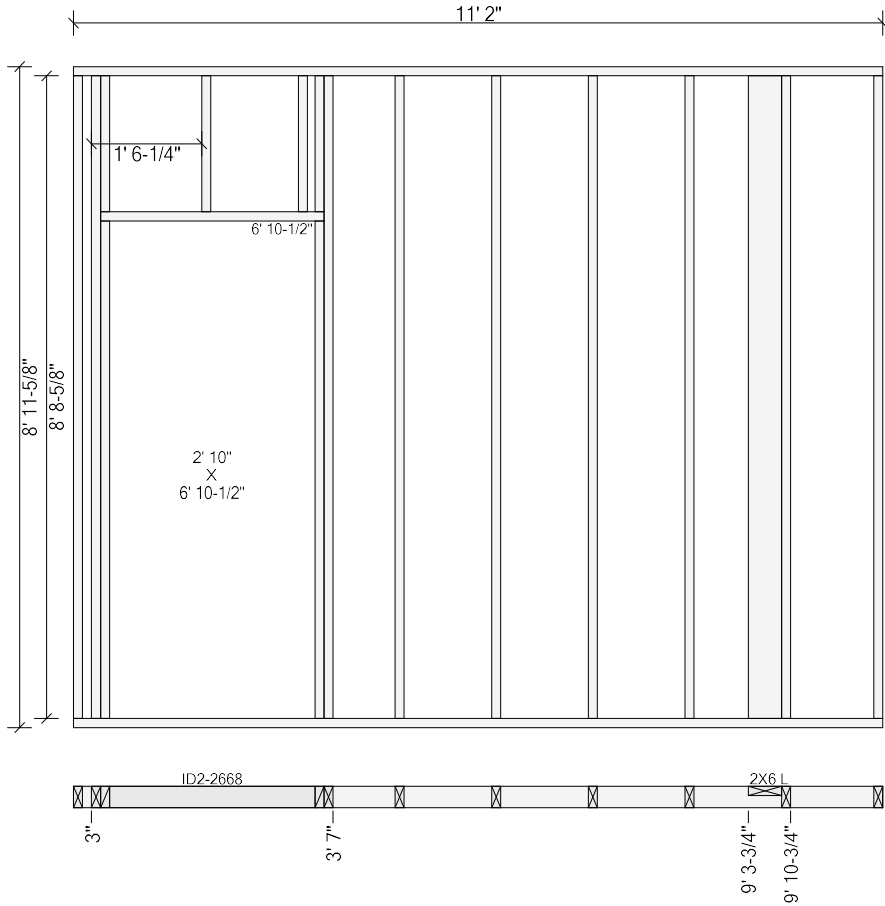


Top Plates:    2x4 SPF #2 9' 4"    Bottom Plates: 2x4 SPF #2 9' 4"  
Studs: (6) 2x4 SPF #2 8' 8-5/8"

Components & Subcomponents	Start	End
2X6 L (2x6 Dn)	2' 11-1/4"	3' 6-1/4"
1 Stud 8' 8-5/8" 2x6 SPF #2		1 Stud 8' 8-5/8" 2x4 SPF #2
2X6 L (2x6 Dn)	5' 4-1/4"	5' 11-1/4"
1 Stud 8' 8-5/8" 2x6 SPF #2		1 Stud 8' 8-5/8" 2x4 SPF #2
2X4 L (2x4 Dn)	8' 11"	@ End
2 Studs 8' 8-5/8" 2x4 SPF #2		



Panel #372    Length: 11' 2"    Height: 9' 1-1/8"    First Stud Face @4' 5-1/4" (1' 4" o.c.)    Diagonal: 14' 3-7/8"



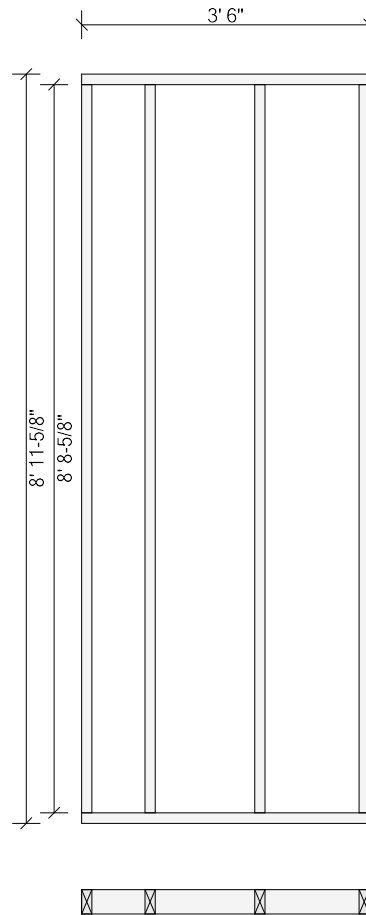
Top Plates:    2x4 SPF #2 11' 2"    Bottom Plates: 2x4 SPF #2 11' 2"  
Studs: (6) 2x4 SPF #2 8' 8-5/8"

Components & Subcomponents			Start	End
ID2-2668 (6' 9")			3"	3' 7"
1 Stud	8' 8-5/8"	2x4 SPF #2		1 Trimmer    6' 9"    2x4 SPF #2
1 Stud	8' 8-5/8"	2x4 SPF #2		1 Trimmer    6' 9"    2x4 SPF #2
1 Header Sill	3' 1"	2x4		4 Header Cripples    1' 10-1/8"    2x4 SPF #2
2X6 L (2x6 Up)			9' 3-3/4"	9' 10-3/4"
1 Stud 8' 8-5/8" 2x6 SPF #2				1 Stud 8' 8-5/8" 2x4 SPF #2





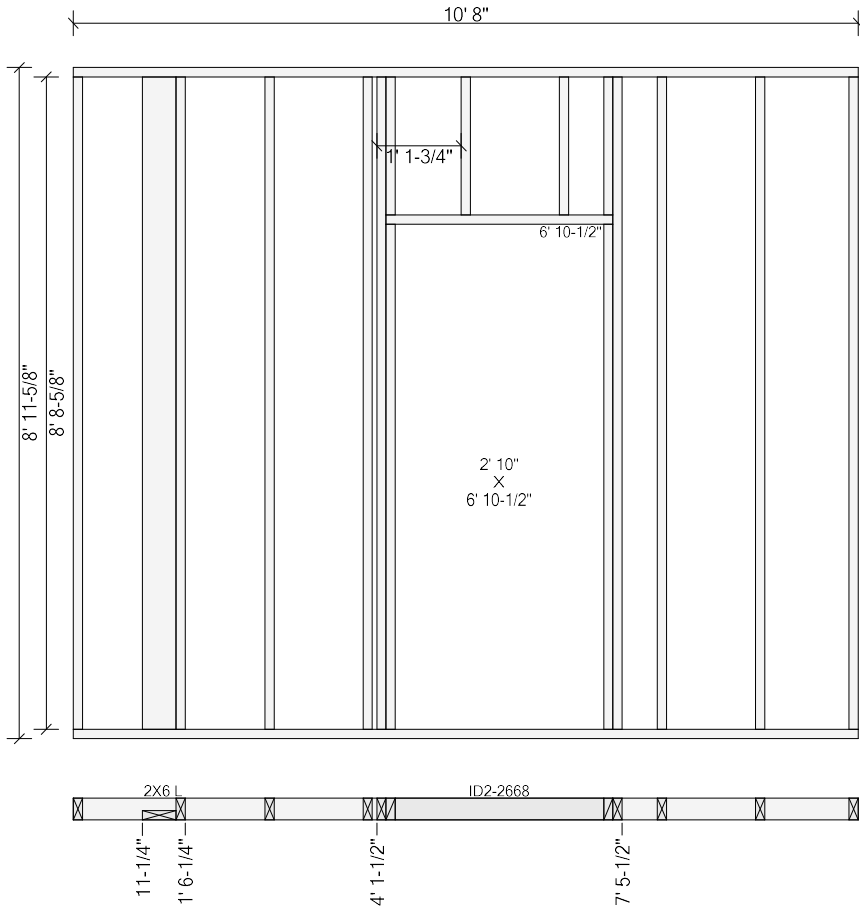
Panel #373   Length: 3' 6"   Height: 9' 1-1/8"   First Stud Face @9-1/4" (1' 4" o.c.)   Diagonal: 9' 7-1/2"



Top Plates: 2x4 SPF #2 3' 6"   Bottom Plates: 2x4 SPF #2 3' 6"  
Studs: (4) 2x4 SPF #2 8' 8-5/8"



Panel #374    Length: 10' 8"    Height: 9' 1-1/8"    First Stud Face @2' 7-1/4" (1' 4" o.c.)    Diagonal: 13' 11-1/4"

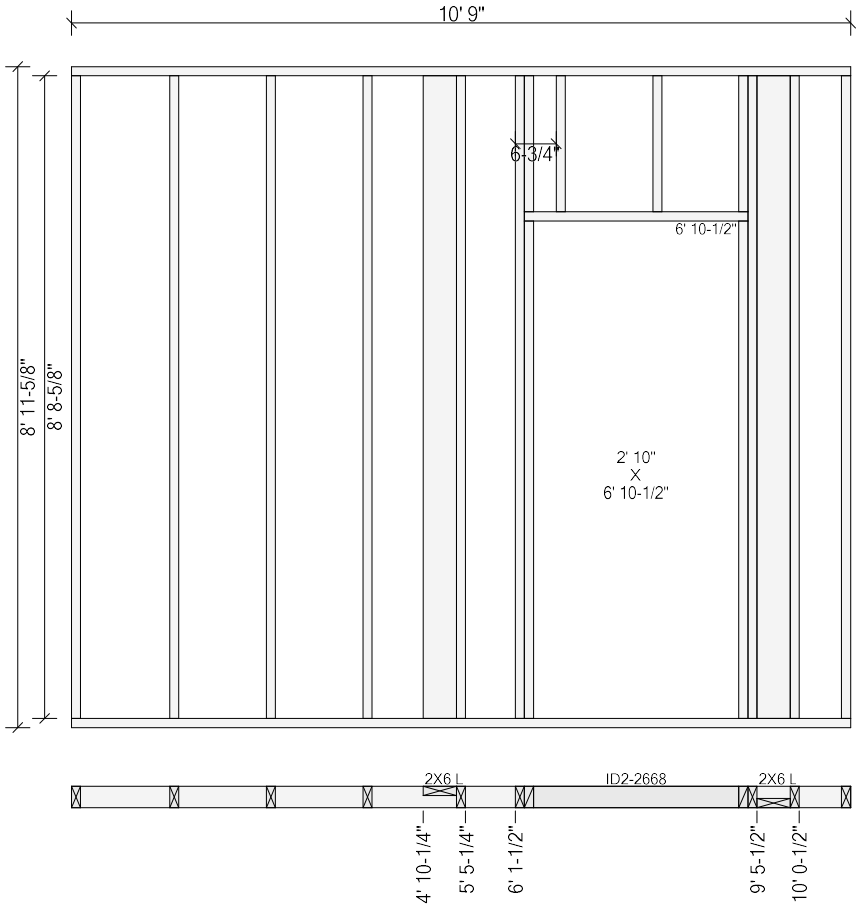


Top Plates: 2x4 SPF #2 10' 8"    Bottom Plates: 2x4 SPF #2 10' 8"  
Studs: (6) 2x4 SPF #2 8' 8-5/8"

Components & Subcomponents	Start	End
2X6 L (2x6 Dn)	11-1/4"	1' 6-1/4"
1 Stud 8' 8-5/8" 2x6 SPF #2		1 Stud 8' 8-5/8" 2x4 SPF #2
ID2-2668 (6' 9")	4' 1-1/2"	7' 5-1/2"
1 Stud 8' 8-5/8" 2x4 SPF #2		1 Trimmer 6' 9" 2x4 SPF #2
1 Stud 8' 8-5/8" 2x4 SPF #2		1 Trimmer 6' 9" 2x4 SPF #2
1 Header Sill 3' 1" 2x4		4 Header Cripples 1' 10-1/8" 2x4 SPF #2

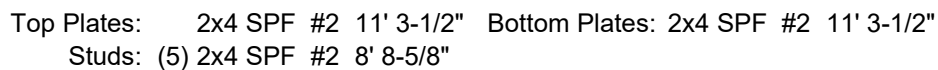


Panel #375    Length: 10' 9"    Height: 9' 1-1/8"    First Stud Face @1' 4-1/4" (1' 4" o.c.)    Diagonal: 14' 0"



Top Plates:    2x4 SPF #2 10' 9"    Bottom Plates: 2x4 SPF #2 10' 9"  
Studs: (5) 2x4 SPF #2 8' 8-5/8"

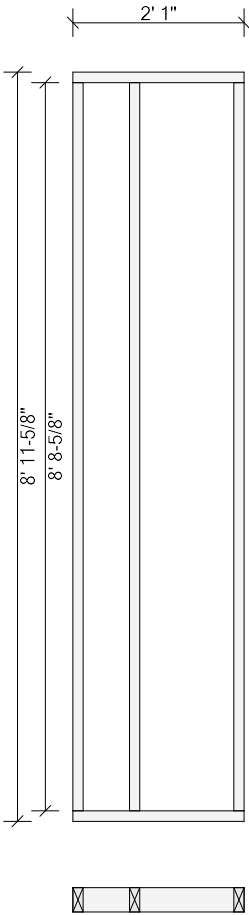
Components & Subcomponents	Start	End
2X6 L (2x6 Up)	4' 10-1/4"	5' 5-1/4"
1 Stud 8' 8-5/8" 2x6 SPF #2		1 Stud 8' 8-5/8" 2x4 SPF #2
ID2-2668 (6' 9")	6' 1-1/2"	9' 5-1/2"
1 Stud 8' 8-5/8" 2x4 SPF #2		1 Trimmer 6' 9" 2x4 SPF #2
1 Stud 8' 8-5/8" 2x4 SPF #2		1 Trimmer 6' 9" 2x4 SPF #2
1 Header Sill 3' 1" 2x4		4 Header Cripples 1' 10-1/8" 2x4 SPF #2
2X6 L (2x6 Dn)	9' 5-1/2"	10' 0-1/2"
1 Stud 8' 8-5/8" 2x6 SPF #2		1 Stud 8' 8-5/8" 2x4 SPF #2



Components & Subcomponents	Start	End
ID6-PR2068 (6' 9")	6-3/8"	5' 2-3/8"
1 Stud      8' 8-5/8" 2x4 SPF #2		1 Trimmer      6' 9"      2x4 SPF #2
1 Stud      8' 8-5/8" 2x4 SPF #2		1 Trimmer      6' 9"      2x4 SPF #2
1 Header Sill 4' 5"      2x4		5 Header Cripples 1' 10-1/8" 2x4 SPF #2
2X6 L (2x6 Dn)	5' 7"	6' 2"
1 Stud 8' 8-5/8" 2x6 SPF #2		1 Stud 8' 8-5/8" 2x4 SPF #2



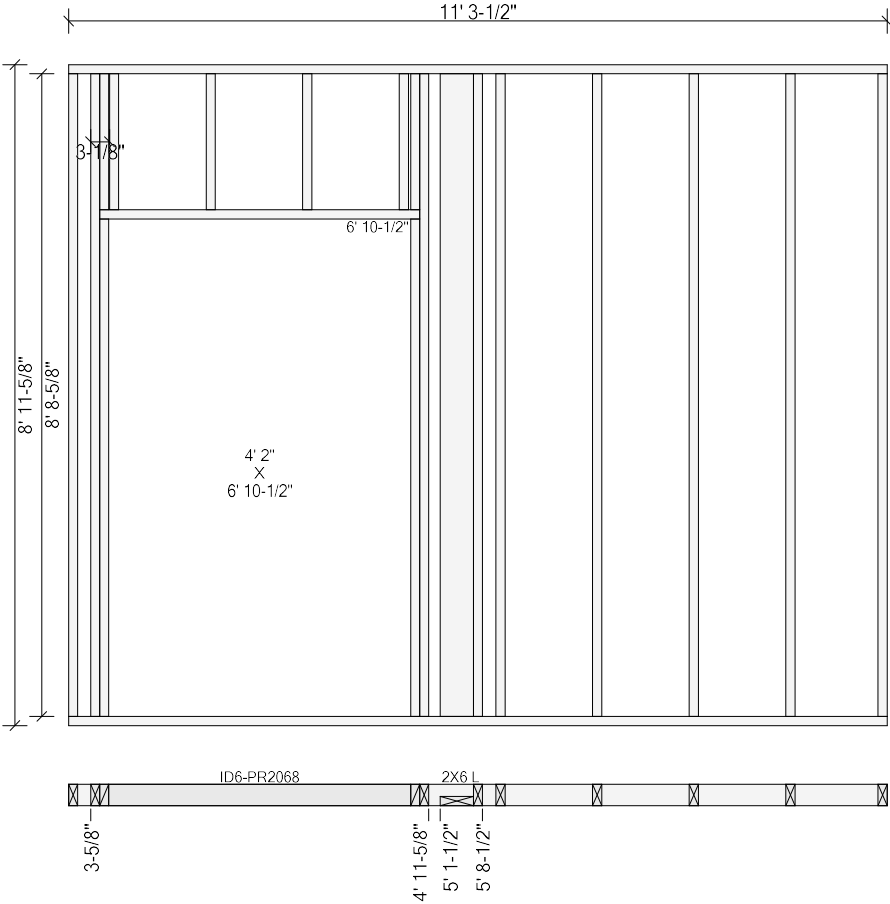
Panel #377   Length: 2' 1"   Height: 9' 1-1/8"   First Stud Face @8-1/4" (1' 4" o.c.)   Diagonal: 9' 2-1/2"



Top Plates:      2x4 SPF #2 2' 1"      Bottom Plates: 2x4 SPF #2 2' 1"  
Studs: (3) 2x4 SPF #2 8' 8-5/8"



Panel #378    Length: 11' 3-1/2"    Height: 9' 1-1/8"    First Stud Face @5' 10-3/4" (1' 4" o.c.)    Diagonal: 14' 5-1/16"




Top Plates:    2x4 SPF #2 11' 3-1/2"    Bottom Plates: 2x4 SPF #2 11' 3-1/2"  
Studs: (6) 2x4 SPF #2 8' 8-5/8"

Components & Subcomponents		Start	End
ID6-PR2068 (6' 9")		3-5/8"	4' 11-5/8"
1 Stud	8' 8-5/8" 2x4 SPF #2		1 Trimmer 6' 9" 2x4 SPF #2
1 Stud	8' 8-5/8" 2x4 SPF #2		1 Trimmer 6' 9" 2x4 SPF #2
1 Header Sill	4' 5" 2x4		6 Header Cripples 1' 10-1/8" 2x4 SPF #2
2X6 L (2x6 Dn)		5' 1-1/2"	5' 8-1/2"
1 Stud	8' 8-5/8" 2x6 SPF #2		1 Stud 8' 8-5/8" 2x4 SPF #2



Panel #379    Length: 6' 1"    Height: 9' 1-1/8"    First Stud Face @8-1/4" (1' 4" o.c.)    Diagonal: 10' 10-1/16"

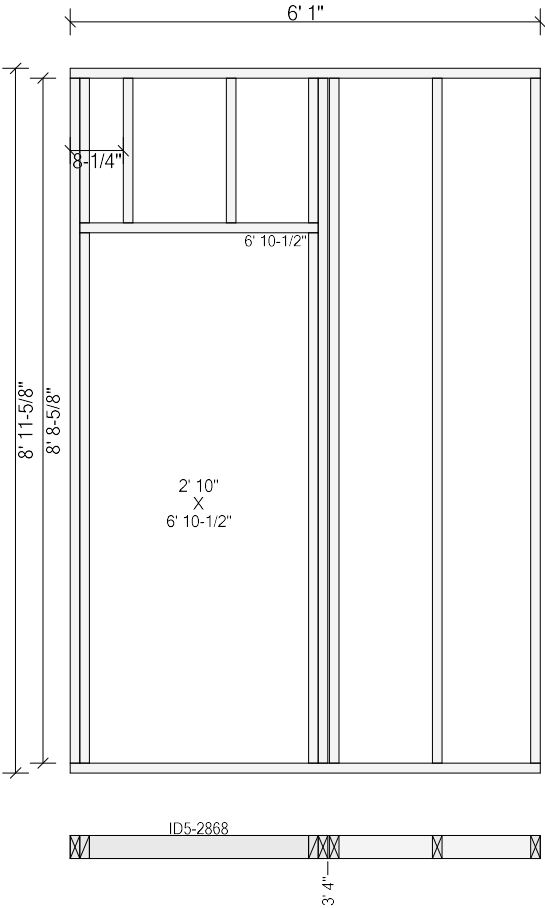


Top Plates:    2x6 SPF #2 6' 1"    Bottom Plates: 2x6 SPF #2 6' 1"  
Studs: (4) 2x6 SPF #2 8' 8-5/8"

Components & Subcomponents	Start	End
2X6 L (2x6 Dn)	@ Start	7"
2 Studs 8' 8-5/8" 2x6 SPF #2		
2X6 L (2x6 Up)	5' 4-1/4"	5' 11-1/4"
2 Studs 8' 8-5/8" 2x6 SPF #2		
2X6 L (2x6 Dn)	5' 6"	@ End
2 Studs 8' 8-5/8" 2x6 SPF #2		



Panel #380    Length: 6' 1"    Height: 9' 1-1/8"    First Stud Face @3' 4-1/4" (1' 4" o.c.)    Diagonal: 10' 10-1/16"




Top Plates:    2x4 SPF #2 6' 1"    Bottom Plates: 2x4 SPF #2 6' 1"  
Studs: (3) 2x4 SPF #2 8' 8-5/8"

Components & Subcomponents			Start	End
ID5-2868 (6' 9")			@ Start	3' 4"
1 Stud	8' 8-5/8"	2x4 SPF #2	1 Trimmer	6' 9" 2x4 SPF #2
1 Stud	8' 8-5/8"	2x4 SPF #2	1 Trimmer	6' 9" 2x4 SPF #2
1 Header Sill	3' 1"	2x4	4 Header Cripples	1' 10-1/8" 2x4 SPF #2





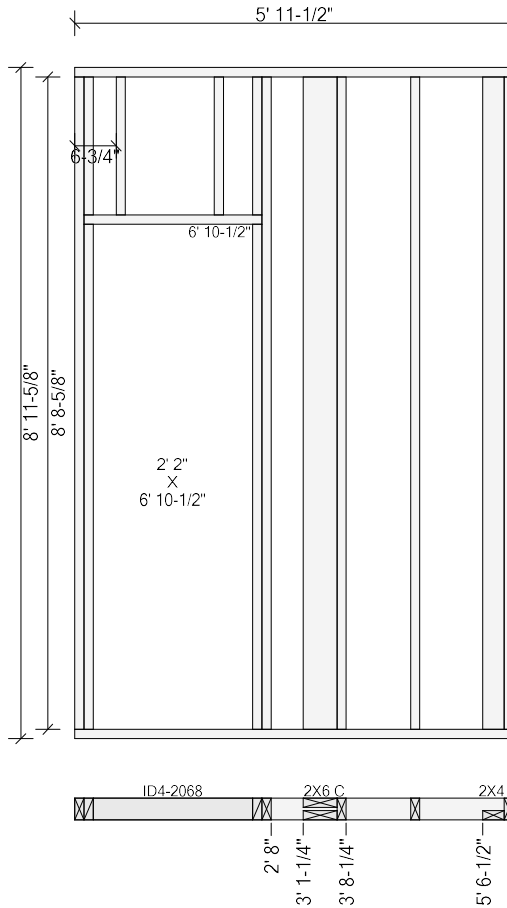
Panel #381    Length: 5' 9-1/2"    Height: 9' 1-1/8"    First Stud Face @4-3/4" (1' 4" o.c.)    Diagonal: 10' 8-1/8"



Top Plates:    2x4 SPF #2 5' 9-1/2"    Bottom Plates: 2x4 SPF #2 5' 9-1/2"  
Studs: (4) 2x4 SPF #2 8' 8-5/8"

Components & Subcomponents	Start	End
2X6 L (2x6 Up)	1' 9-3/4"	2' 4-3/4"
1 Stud 8' 8-5/8" 2x6 SPF #2		1 Stud 8' 8-5/8" 2x4 SPF #2
2X4 L (2x4 Dn)	5' 4-1/2"	@ End
2 Studs 8' 8-5/8" 2x4 SPF #2		

← |  
Panel #382    Length: 5' 11-1/2"    Height: 9' 1-1/8"    First Stud Face @4' 6-3/4" (1' 4" o.c.)    Diagonal: 10' 9-3/16"

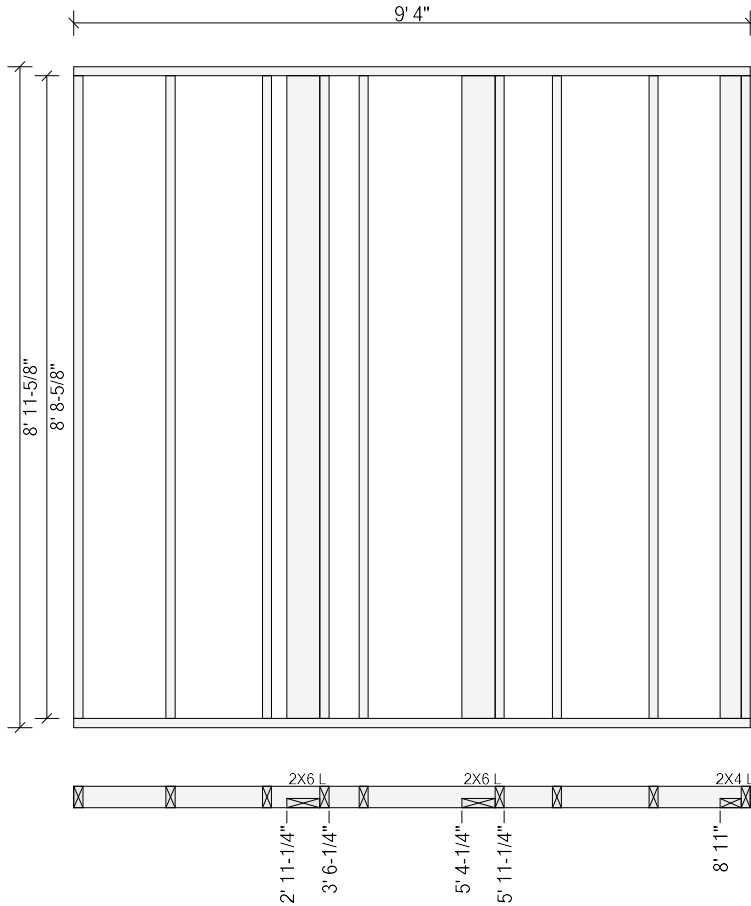


Top Plates: 2x4 SPF #2 5' 11-1/2"    Bottom Plates: 2x4 SPF #2 5' 11-1/2"  
Studs: 2x4 SPF #2 8' 8-5/8"

Components & Subcomponents			Start	End
ID4-2068 (6' 9")			@ Start	2' 8"
1 Stud	8' 8-5/8"	2x4 SPF #2	1 Trimmer	6' 9" 2x4 SPF #2
1 Stud	8' 8-5/8"	2x4 SPF #2	1 Trimmer	6' 9" 2x4 SPF #2
1 Header Sill	2' 5"	2x4	4 Header Cripples	1' 10-1/8" 2x4 SPF #2
2X6 C (2x6)			3' 1-1/4"	3' 8-1/4"
2 Studs 8' 8-5/8" 2x6 SPF #2			1 Stud 8' 8-5/8" 2x4 SPF #2	
2X4 L (2x4 Dn)			5' 6-1/2"	@ End
2 Studs 8' 8-5/8" 2x4 SPF #2				



Panel #383    Length: 9' 4"    Height: 9' 1-1/8"    First Stud Face @1' 3-1/4" (1' 4" o.c.)    Diagonal: 12' 11-5/16"

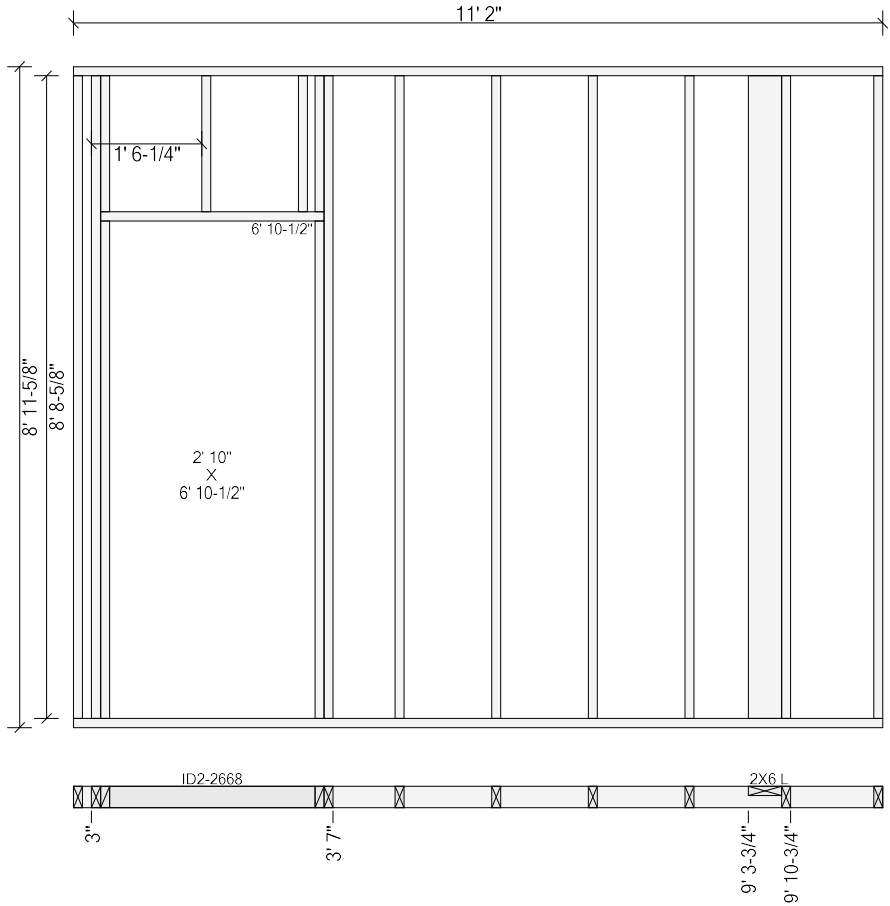


Top Plates:    2x4 SPF #2 9' 4"    Bottom Plates: 2x4 SPF #2 9' 4"  
Studs: (6) 2x4 SPF #2 8' 8-5/8"

Components & Subcomponents	Start	End
2X6 L (2x6 Dn)	2' 11-1/4"	3' 6-1/4"
1 Stud 8' 8-5/8" 2x6 SPF #2		1 Stud 8' 8-5/8" 2x4 SPF #2
2X6 L (2x6 Dn)	5' 4-1/4"	5' 11-1/4"
1 Stud 8' 8-5/8" 2x6 SPF #2		1 Stud 8' 8-5/8" 2x4 SPF #2
2X4 L (2x4 Dn)	8' 11"	@ End
2 Studs 8' 8-5/8" 2x4 SPF #2		



Panel #384    Length: 11' 2"    Height: 9' 1-1/8"    First Stud Face @4' 5-1/4" (1' 4" o.c.)    Diagonal: 14' 3-7/8"

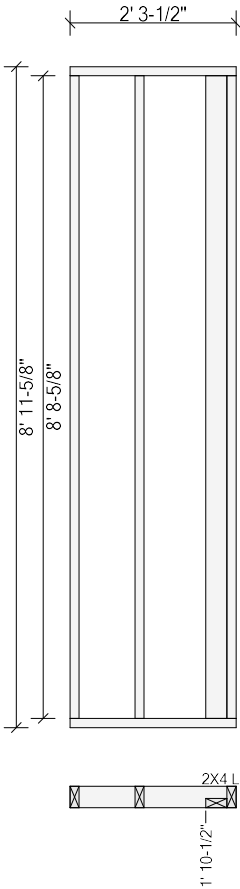


Top Plates:    2x4 SPF #2 11' 2"    Bottom Plates: 2x4 SPF #2 11' 2"  
Studs: (6) 2x4 SPF #2 8' 8-5/8"

Components & Subcomponents	Start	End
ID2-2668 (6' 9")	3"	3' 7"
1 Stud    8' 8-5/8" 2x4 SPF #2		1 Trimmer    6' 9"    2x4 SPF #2
1 Stud    8' 8-5/8" 2x4 SPF #2		1 Trimmer    6' 9"    2x4 SPF #2
1 Header Sill 3' 1"    2x4		4 Header Cripples 1' 10-1/8" 2x4 SPF #2
2X6 L (2x6 Up)	9' 3-3/4"	9' 10-3/4"
1 Stud 8' 8-5/8" 2x6 SPF #2		1 Stud 8' 8-5/8" 2x4 SPF #2



Panel #385    Length: 2' 3-1/2"    Height: 9' 1-1/8"    First Stud Face @10-3/4" (1' 4" o.c.)    Diagonal: 9' 3-1/16"




Top Plates:    2x4 SPF #2 2' 3-1/2"    Bottom Plates: 2x4 SPF #2 2' 3-1/2"  
Studs: (2) 2x4 SPF #2 8' 8-5/8"

Components & Subcomponents	Start	End
2X4 L (2x4 Dn)	1' 10-1/2"	@ End
2 Studs 8' 8-5/8" 2x4 SPF #2		



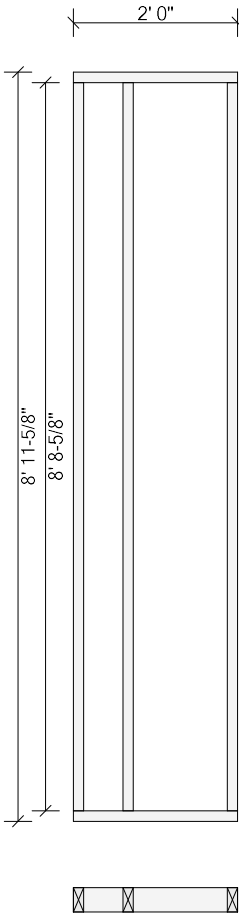
Panel #386   Length: 2' 0"   Height: 9' 1-1/8"   First Stud Face @7-1/4" (1' 4" o.c.)   Diagonal: 9' 2-1/4"



Top Plates:      2x4 SPF #2 2' 0"      Bottom Plates: 2x4 SPF #2 2' 0"  
Studs: (3) 2x4 SPF #2 8' 8-5/8"



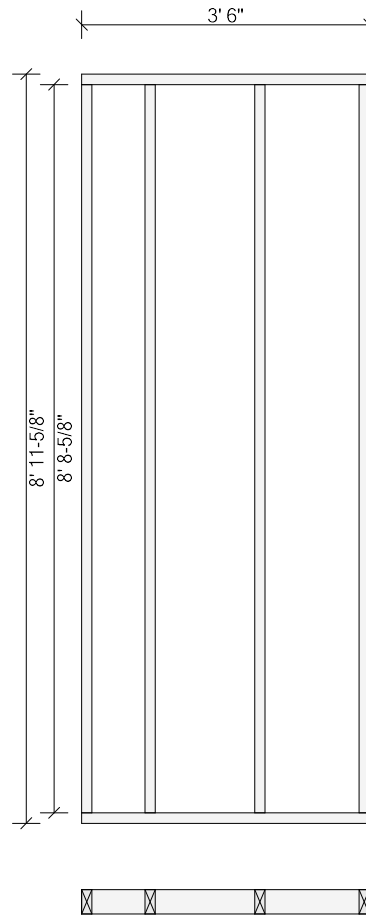
Panel #387    Length: 2' 0"    Height: 9' 1-1/8"    First Stud Face @7-1/4" (1' 4" o.c.)    Diagonal: 9' 2-1/4"



Top Plates:      2x4 SPF #2 2' 0"      Bottom Plates: 2x4 SPF #2 2' 0"  
Studs: (3) 2x4 SPF #2 8' 8-5/8"



Panel #388   Length: 3' 6"   Height: 9' 1-1/8"   First Stud Face @9-1/4" (1' 4" o.c.)   Diagonal: 9' 7-1/2"

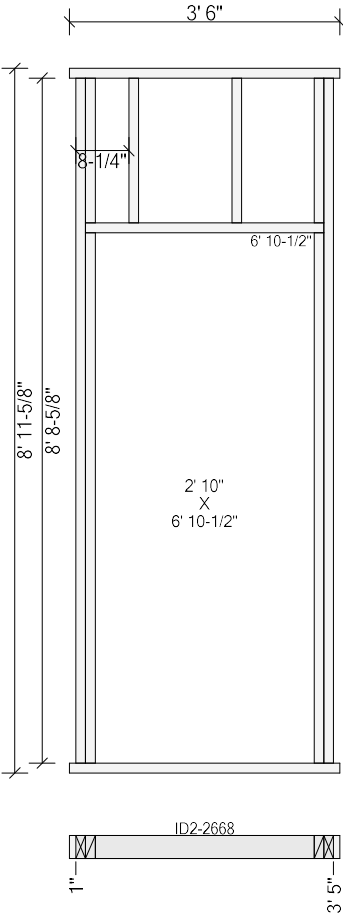


Top Plates: 2x4 SPF #2 3' 6"   Bottom Plates: 2x4 SPF #2 3' 6"  
Studs: (4) 2x4 SPF #2 8' 8-5/8"





Panel #389    Length: 3' 6"    Height: 9' 1-1/8"    Diagonal: 9' 7-1/2"




Top Plates: 2x4 SPF #2 3' 6"    Bottom Plates: 2x4 SPF #2 3' 6"

Components & Subcomponents	Start		End	
ID2-2668 (6' 9")	1"		3' 5"	
1 Stud	8' 8-5/8"	2x4 SPF #2	1 Trimmer	6' 9" 2x4 SPF #2
1 Stud	8' 8-5/8"	2x4 SPF #2	1 Trimmer	6' 9" 2x4 SPF #2
1 Header Sill	3' 1"	2x4	4 Header Cripples	1' 10-1/8" 2x4 SPF #2



Panel #390    Length: 6' 4-1/2"    Height: 9' 1-1/8"    First Stud Face @11-3/4" (1' 4" o.c.)    Diagonal: 11' 0-1/16"

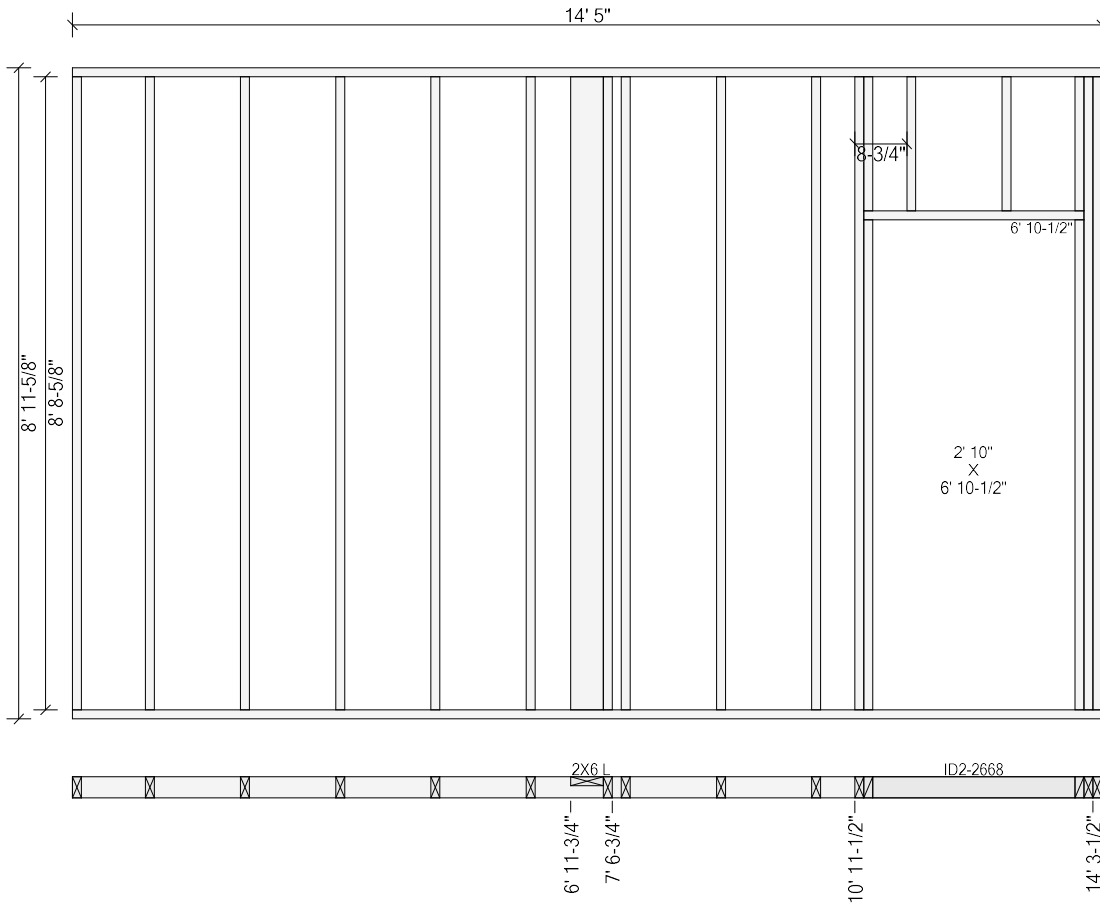


Top Plates:    2x4 SPF #2 6' 4-1/2"    Bottom Plates: 2x4 SPF #2 6' 4-1/2"  
Studs: (5) 2x4 SPF #2 8' 8-5/8"

Components & Subcomponents	Start	End
2X4 L (2x4 Dn)	5' 11-1/2"	@ End
2 Studs 8' 8-5/8" 2x4 SPF #2		



Panel #391    Length: 14' 5"    Height: 9' 1-1/8"    First Stud Face @1' 0-1/4" (1' 4" o.c.)    Diagonal: 16' 11-3/4"




Top Plates:        2x4 SPF #2 14' 5"    Bottom Plates: 2x4 SPF #2 14' 5"  
Studs: (10) 2x4 SPF #2 8' 8-5/8"

Components & Subcomponents	Start	End
2X6 L (2x6 Up)	6' 11-3/4"	7' 6-3/4"
1 Stud 8' 8-5/8" 2x6 SPF #2		1 Stud 8' 8-5/8" 2x4 SPF #2
ID2-2668 (6' 9")	10' 11-1/2"	14' 3-1/2"
1 Stud 8' 8-5/8" 2x4 SPF #2		1 Trimmer 6' 9" 2x4 SPF #2
1 Stud 8' 8-5/8" 2x4 SPF #2		1 Trimmer 6' 9" 2x4 SPF #2
1 Header Sill 3' 1" 2x4		4 Header Cripples 1' 10-1/8" 2x4 SPF #2



Panel #392 Length: 5' 0" Height: 9' 1-1/8" First Stud Face @11-1/4" (1' 4" o.c.) Diagonal: 10' 3-1/4"

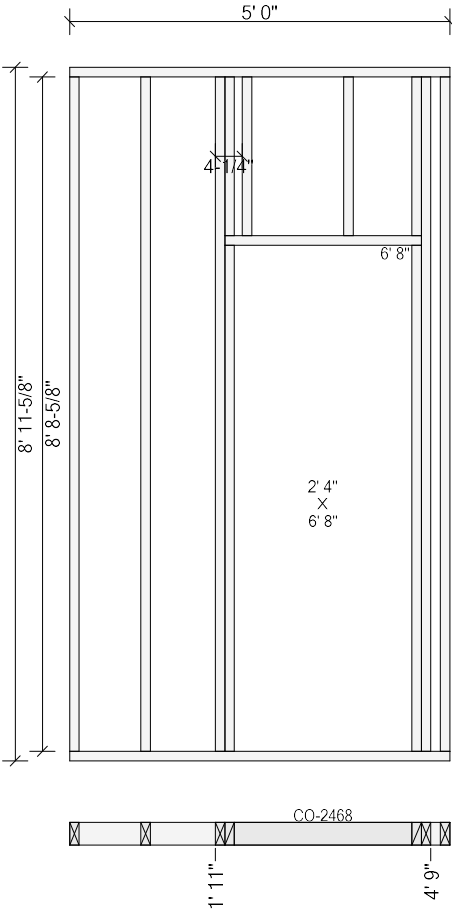


Top Plates: 2x4 SPF #2 5' 0"  
Studs: (5) 2x4 SPF #2 8' 8-5/8"

Bottom Plates: 2x4 SPF #2 5' 0"



Panel #393    Length: 5' 0"    Height: 9' 1-1/8"    First Stud Face @11-1/4" (1' 4" o.c.)    Diagonal: 10' 3-1/4"

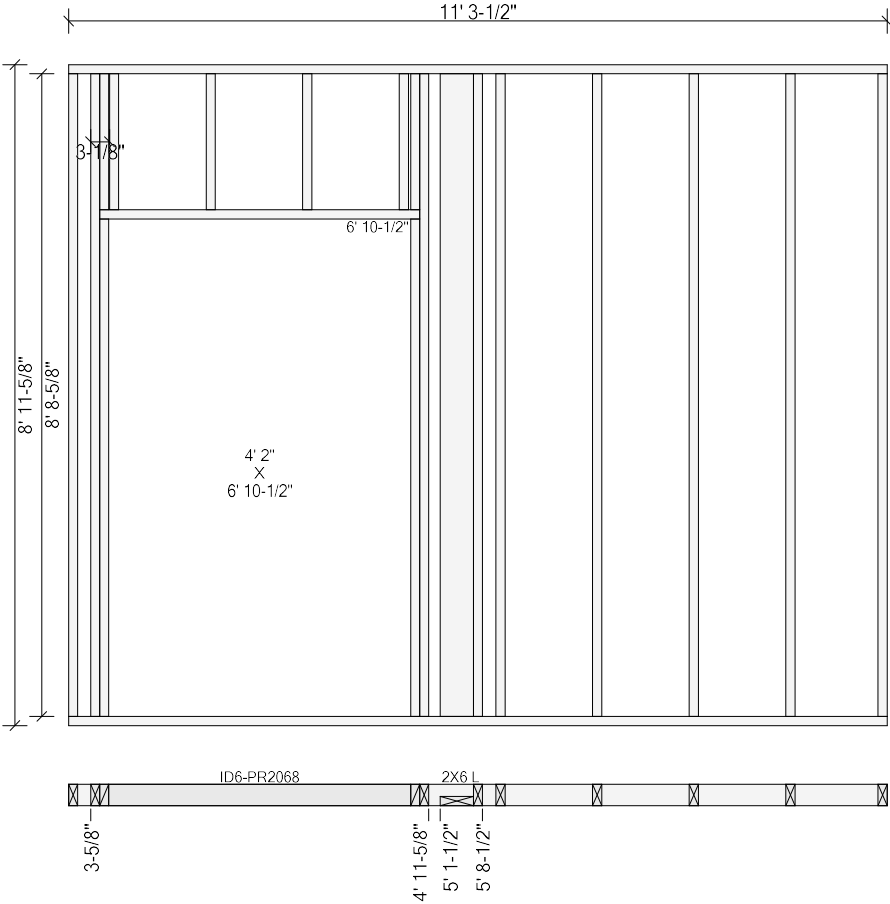


Top Plates: 2x4 SPF #2 5' 0"    Bottom Plates: 2x4 SPF #2 5' 0"  
Studs: (3) 2x4 SPF #2 8' 8-5/8"

Components & Subcomponents	Start	End
CO-2468 (6' 6-1/2")	1' 11"	4' 9"
1 Stud      8' 8-5/8"    2x4 SPF #2		1 Trimmer      6' 6-1/2"    2x4 SPF #2
1 Stud      8' 8-5/8"    2x4 SPF #2		1 Trimmer      6' 6-1/2"    2x4 SPF #2
1 Header Sill    2' 7"      2x4		4 Header Cripples    2' 0-5/8"    2x4 SPF #2



Panel #394    Length: 11' 3-1/2"    Height: 9' 1-1/8"    First Stud Face @5' 10-3/4" (1' 4" o.c.)    Diagonal: 14' 5-1/16"

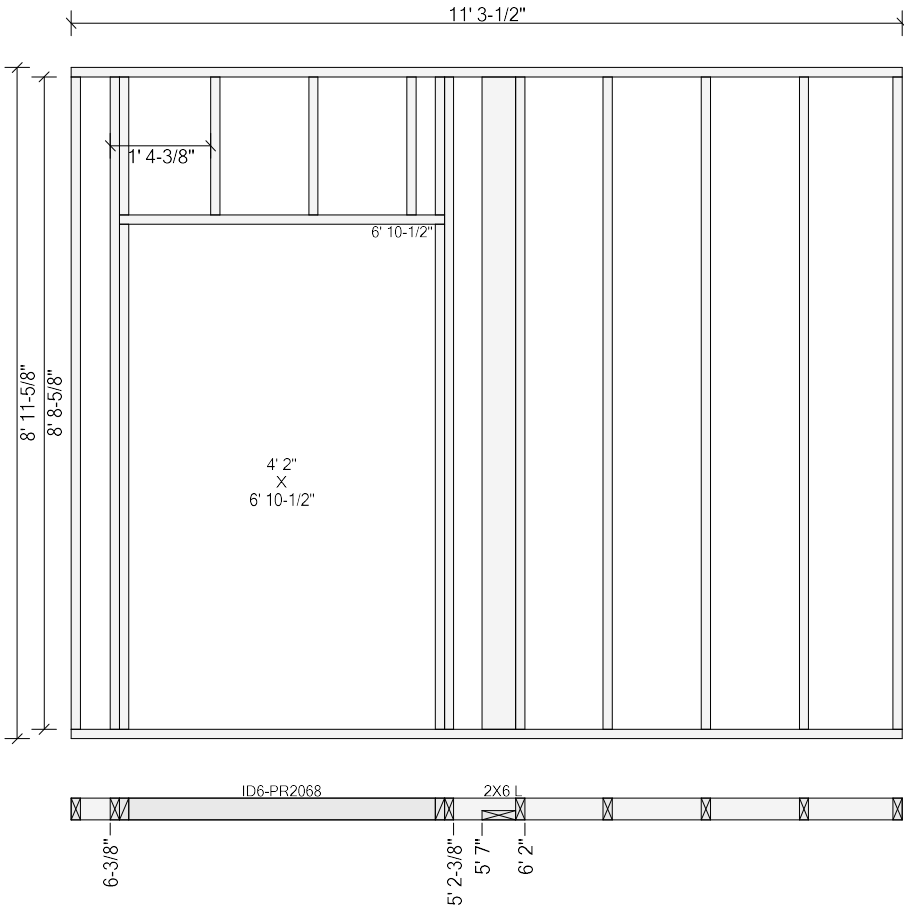


Top Plates:    2x4 SPF #2 11' 3-1/2"    Bottom Plates: 2x4 SPF #2 11' 3-1/2"  
Studs: (6) 2x4 SPF #2 8' 8-5/8"

Components & Subcomponents		Start	End
ID6-PR2068 (6' 9")		3-5/8"	4' 11-5/8"
1 Stud	8' 8-5/8" 2x4 SPF #2		1 Trimmer 6' 9" 2x4 SPF #2
1 Stud	8' 8-5/8" 2x4 SPF #2		1 Trimmer 6' 9" 2x4 SPF #2
1 Header Sill	4' 5" 2x4		6 Header Cripples 1' 10-1/8" 2x4 SPF #2
2X6 L (2x6 Dn)		5' 1-1/2"	5' 8-1/2"
1 Stud	8' 8-5/8" 2x6 SPF #2		1 Stud 8' 8-5/8" 2x4 SPF #2



Panel #395    Length: 11' 3-1/2"    Height: 9' 1-1/8"    First Stud Face @7' 2-3/4" (1' 4" o.c.)    Diagonal: 14' 5-1/16"

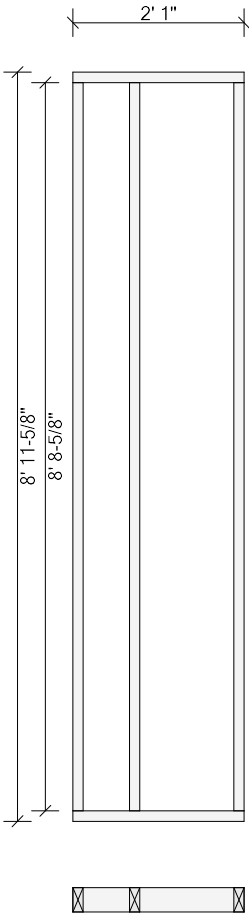


Top Plates:    2x4 SPF #2 11' 3-1/2"    Bottom Plates: 2x4 SPF #2 11' 3-1/2"  
Studs: (5) 2x4 SPF #2 8' 8-5/8"

Components & Subcomponents	Start	End
ID6-PR2068 (6' 9")	6-3/8"	5' 2-3/8"
1 Stud    8' 8-5/8" 2x4 SPF #2		1 Trimmer    6' 9"    2x4 SPF #2
1 Stud    8' 8-5/8" 2x4 SPF #2		1 Trimmer    6' 9"    2x4 SPF #2
1 Header Sill 4' 5"    2x4		5 Header Cripples 1' 10-1/8" 2x4 SPF #2
2X6 L (2x6 Dn)	5' 7"	6' 2"
1 Stud 8' 8-5/8" 2x6 SPF #2		1 Stud 8' 8-5/8" 2x4 SPF #2



Panel #396   Length: 2' 1"   Height: 9' 1-1/8"   First Stud Face @8-1/4" (1' 4" o.c.)   Diagonal: 9' 2-1/2"

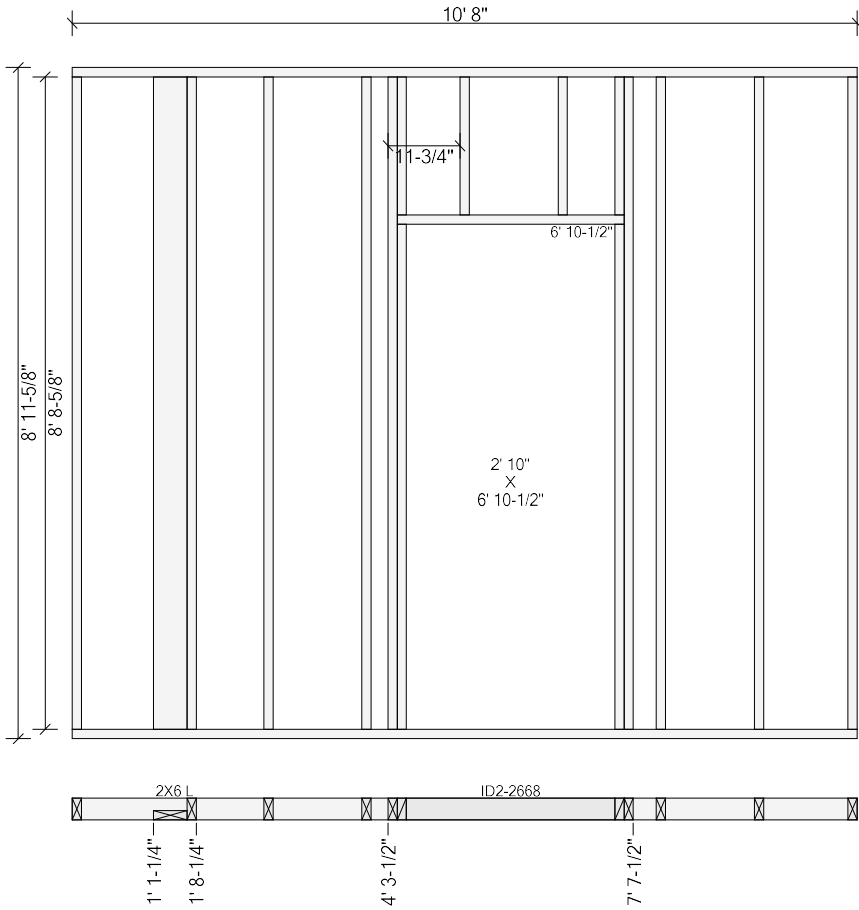


Top Plates:     2x4 SPF #2 2' 1"     Bottom Plates: 2x4 SPF #2 2' 1"  
Studs: (3) 2x4 SPF #2 8' 8-5/8"





Panel #397   Length: 10' 8"   Height: 9' 1-1/8"   First Stud Face @2' 7-1/4" (1' 4" o.c.)   Diagonal: 13' 11-1/4"

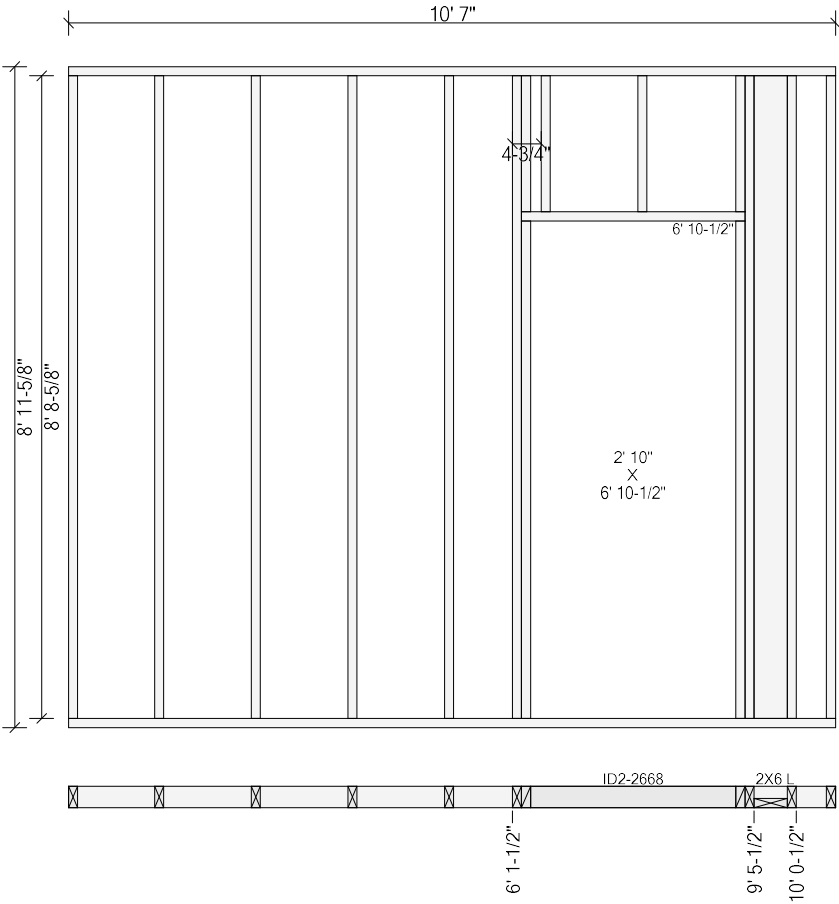


Top Plates: 2x4 SPF #2 10' 8"   Bottom Plates: 2x4 SPF #2 10' 8"  
Studs: (6) 2x4 SPF #2 8' 8-5/8"

Components & Subcomponents	Start	End
2X6 L (2x6 Dn)	1' 1-1/4"	1' 8-1/4"
1 Stud 8' 8-5/8" 2x6 SPF #2		1 Stud 8' 8-5/8" 2x4 SPF #2
ID2-2668 (6' 9")	4' 3-1/2"	7' 7-1/2"
1 Stud 8' 8-5/8" 2x4 SPF #2		1 Trimmer 6' 9" 2x4 SPF #2
1 Stud 8' 8-5/8" 2x4 SPF #2		1 Trimmer 6' 9" 2x4 SPF #2
1 Header Sill 3' 1" 2x4		4 Header Cripples 1' 10-1/8" 2x4 SPF #2



Panel #398    Length: 10' 7"    Height: 9' 1-1/8"    First Stud Face @1' 2-1/4" (1' 4" o.c.)    Diagonal: 13' 10-1/2"

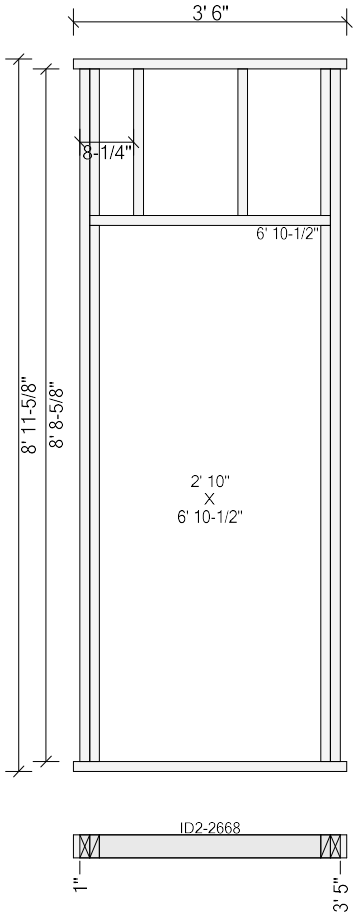


Top Plates:    2x4 SPF #2 10' 7"    Bottom Plates: 2x4 SPF #2 10' 7"  
Studs: (6) 2x4 SPF #2 8' 8-5/8"

Components & Subcomponents	Start	End
ID2-2668 (6' 9")	6' 1-1/2"	9' 5-1/2"
1 Stud    8' 8-5/8" 2x4 SPF #2		1 Trimmer    6' 9"    2x4 SPF #2
1 Stud    8' 8-5/8" 2x4 SPF #2		1 Trimmer    6' 9"    2x4 SPF #2
1 Header Sill 3' 1"    2x4		4 Header Cripples 1' 10-1/8" 2x4 SPF #2
2X6 L (2x6 Dn)	9' 5-1/2"	10' 0-1/2"
1 Stud 8' 8-5/8" 2x6 SPF #2		1 Stud 8' 8-5/8" 2x4 SPF #2

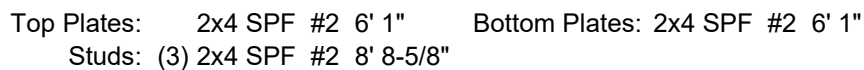
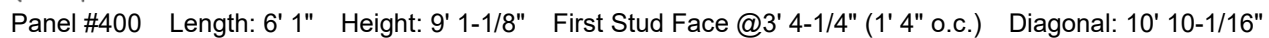


Panel #399    Length: 3' 6"    Height: 8' 11-5/8"    Diagonal: 9' 7-1/2"



Top Plates: 2x4 SPF #2 3' 6"    Bottom Plates: 2x4 SPF #2 3' 6"


Components & Subcomponents	Start		End	
ID2-2668 (6' 9")	1"		3' 5"	
1 Stud	8' 8-5/8"	2x4 SPF #2	1 Trimmer	6' 9" 2x4 SPF #2
1 Stud	8' 8-5/8"	2x4 SPF #2	1 Trimmer	6' 9" 2x4 SPF #2
1 Header Sill	3' 1"	2x4	4 Header Cripples	1' 10-1/8" 2x4 SPF #2



Components & Subcomponents			Start	End
ID5-2868 (6' 9")			@ Start	3' 4"
1 Stud	8' 8-5/8"	2x4 SPF #2	1 Trimmer	6' 9" 2x4 SPF #2
1 Stud	8' 8-5/8"	2x4 SPF #2	1 Trimmer	6' 9" 2x4 SPF #2
1 Header Sill	3' 1"	2x4	4 Header Cripples	1' 10-1/8" 2x4 SPF #2



Panel #401    Length: 5' 9-1/2"    Height: 9' 1-1/8"    First Stud Face @4-3/4" (1' 4" o.c.)    Diagonal: 10' 8-1/8"




Top Plates:    2x4 SPF #2 5' 9-1/2"    Bottom Plates: 2x4 SPF #2 5' 9-1/2"  
Studs: (4) 2x4 SPF #2 8' 8-5/8"

Components & Subcomponents	Start	End
2X6 L (2x6 Up)	1' 9-3/4"	2' 4-3/4"
1 Stud 8' 8-5/8" 2x6 SPF #2		1 Stud 8' 8-5/8" 2x4 SPF #2
2X4 L (2x4 Dn)	5' 4-1/2"	@ End
2 Studs 8' 8-5/8" 2x4 SPF #2		



Panel #402    Length: 6' 4-1/2"    Height: 9' 1-1/8"    First Stud Face @11-3/4" (1' 4" o.c.)    Diagonal: 11' 0-1/16"




Top Plates:    2x4 SPF #2 6' 4-1/2"    Bottom Plates: 2x4 SPF #2 6' 4-1/2"  
Studs: (5) 2x4 SPF #2 8' 8-5/8"

Components & Subcomponents	Start	End
2X4 L (2x4 Dn)	5' 11-1/2"	@ End
2 Studs 8' 8-5/8" 2x4 SPF #2		



Panel #403    Length: 6' 1"    Height: 9' 1-1/8"    First Stud Face @8-1/4" (1' 4" o.c.)    Diagonal: 10' 10-1/16"




Top Plates:    2x6 SPF #2 6' 1"    Bottom Plates: 2x6 SPF #2 6' 1"  
Studs: (4) 2x6 SPF #2 8' 8-5/8"

Components & Subcomponents	Start	End
2X6 L (2x6 Dn)	@ Start	7"
2 Studs 8' 8-5/8" 2x6 SPF #2		
2X6 L (2x6 Up)	5' 4-1/4"	5' 11-1/4"
2 Studs 8' 8-5/8" 2x6 SPF #2		
2X6 L (2x6 Dn)	5' 6"	@ End
2 Studs 8' 8-5/8" 2x6 SPF #2		



Panel #404   Length: 5' 0"   Height: 9' 1-1/8"   First Stud Face @11-1/4" (1' 4" o.c.)   Diagonal: 10' 3-1/4"



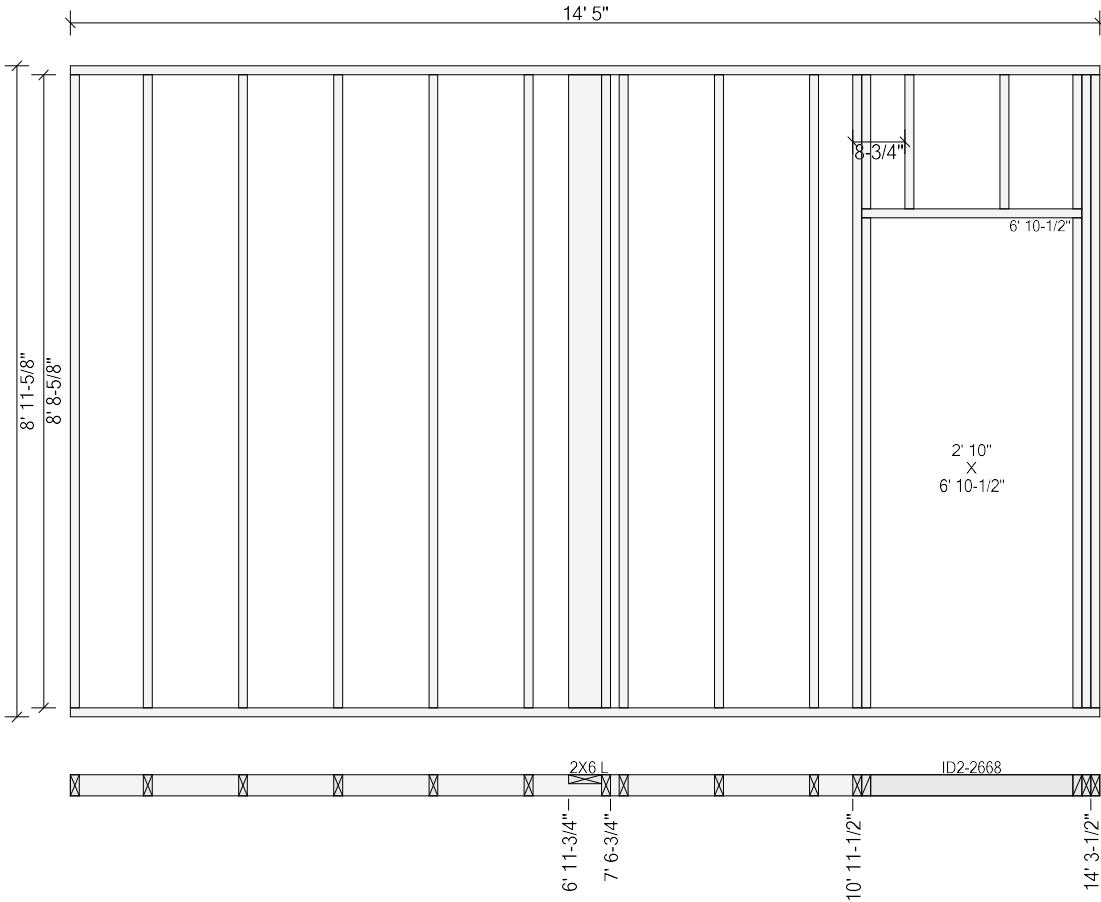
Top Plates:    2x4 SPF #2 5' 0"  
Studs: (5) 2x4 SPF #2 8' 8-5/8"

Bottom Plates: 2x4 SPF #2 5' 0"





Panel #405    Length: 14' 5"    Height: 9' 1-1/8"    First Stud Face @1' 0-1/4" (1' 4" o.c.)    Diagonal: 16' 11-3/4"

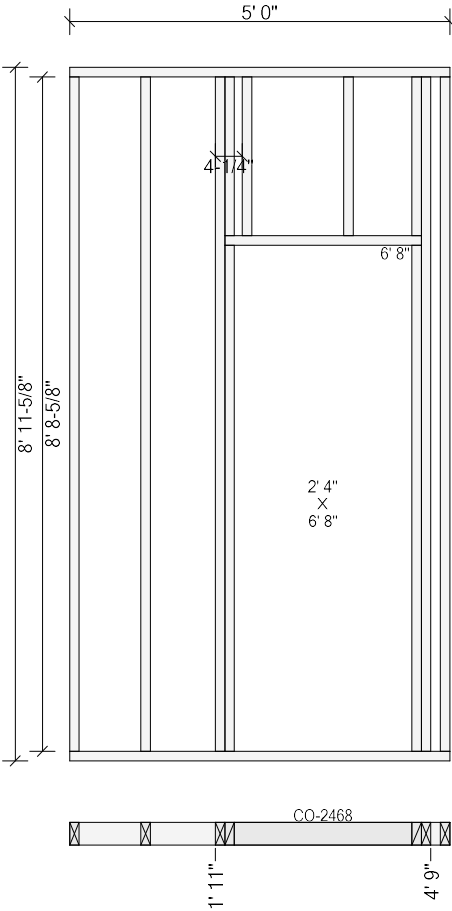


Top Plates:        2x4 SPF #2 14' 5"    Bottom Plates: 2x4 SPF #2 14' 5"  
Studs: (10) 2x4 SPF #2 8' 8-5/8"

Components & Subcomponents	Start	End
2X6 L (2x6 Up)	6' 11-3/4"	7' 6-3/4"
1 Stud 8' 8-5/8" 2x6 SPF #2		1 Stud 8' 8-5/8" 2x4 SPF #2
ID2-2668 (6' 9")	10' 11-1/2"	14' 3-1/2"
1 Stud 8' 8-5/8" 2x4 SPF #2		1 Trimmer 6' 9" 2x4 SPF #2
1 Stud 8' 8-5/8" 2x4 SPF #2		1 Trimmer 6' 9" 2x4 SPF #2
1 Header Sill 3' 1" 2x4		4 Header Cripples 1' 10-1/8" 2x4 SPF #2



Panel #406    Length: 5' 0"    Height: 9' 1-1/8"    First Stud Face @11-1/4" (1' 4" o.c.)    Diagonal: 10' 3-1/4"

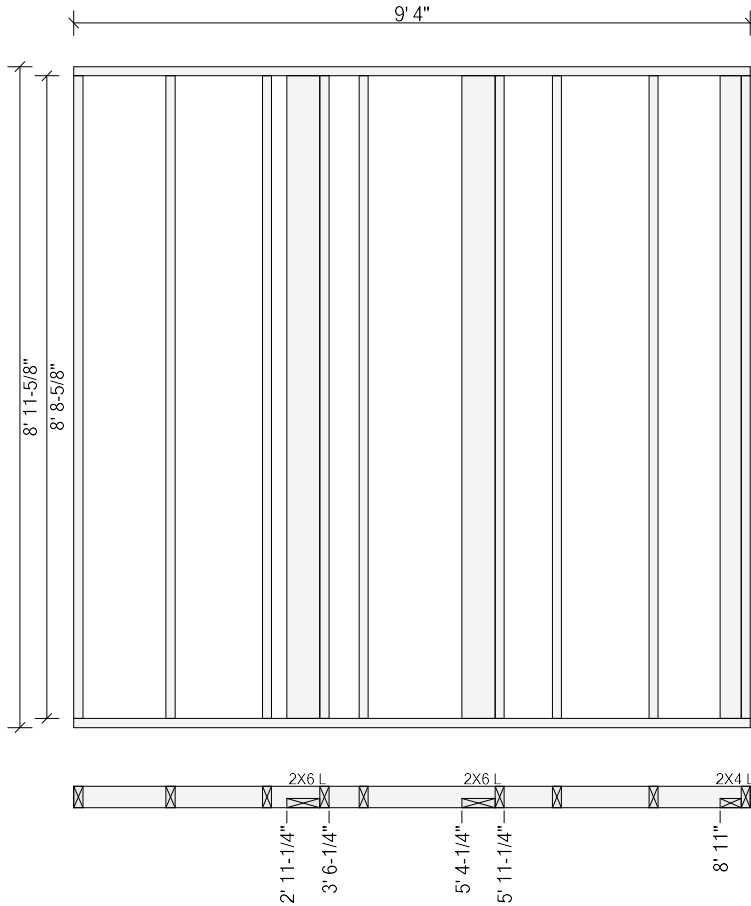


Top Plates:    2x4 SPF #2 5' 0"    Bottom Plates: 2x4 SPF #2 5' 0"  
Studs: (3) 2x4 SPF #2 8' 8-5/8"

Components & Subcomponents		Start	End
CO-2468 (6' 6-1/2")		1' 11"	4' 9"
1 Stud	8' 8-5/8" 2x4 SPF #2		1 Trimmer 6' 6-1/2" 2x4 SPF #2
1 Stud	8' 8-5/8" 2x4 SPF #2		1 Trimmer 6' 6-1/2" 2x4 SPF #2
1 Header Sill	2' 7" 2x4		4 Header Cripples 2' 0-5/8" 2x4 SPF #2



Panel #407    Length: 9' 4"    Height: 9' 1-1/8"    First Stud Face @1' 3-1/4" (1' 4" o.c.)    Diagonal: 12' 11-5/16"

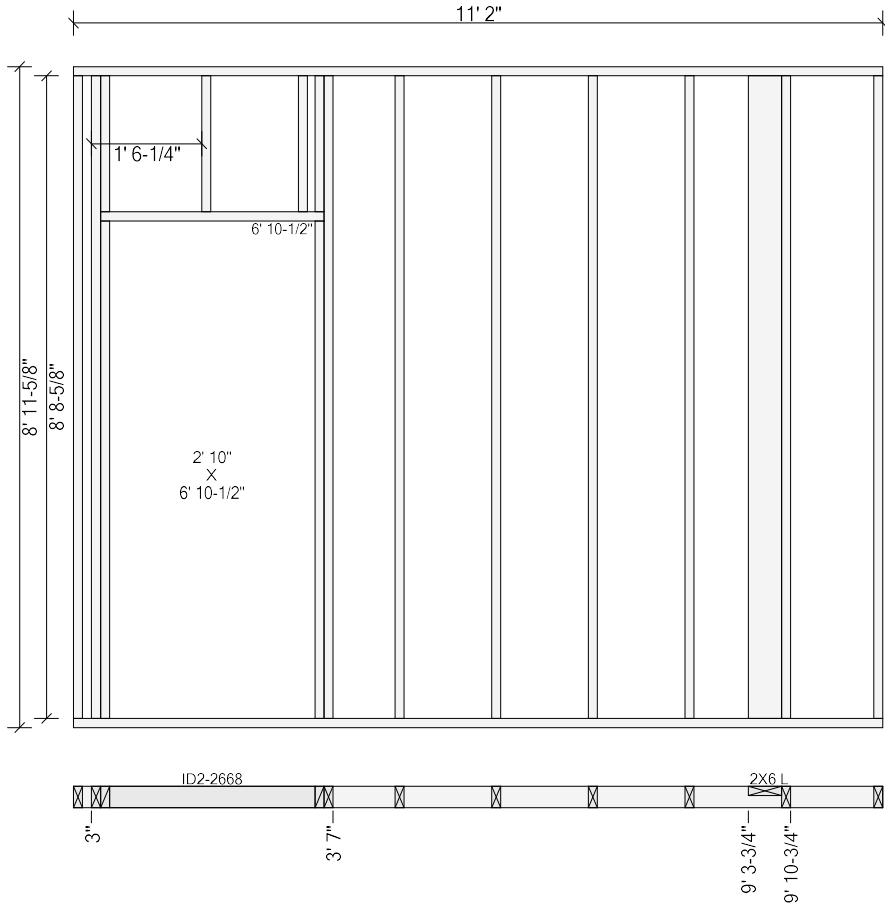


Top Plates:    2x4 SPF #2 9' 4"    Bottom Plates: 2x4 SPF #2 9' 4"  
Studs: (6) 2x4 SPF #2 8' 8-5/8"

Components & Subcomponents	Start	End
2X6 L (2x6 Dn)	2' 11-1/4"	3' 6-1/4"
1 Stud 8' 8-5/8" 2x6 SPF #2		1 Stud 8' 8-5/8" 2x4 SPF #2
2X6 L (2x6 Dn)	5' 4-1/4"	5' 11-1/4"
1 Stud 8' 8-5/8" 2x6 SPF #2		1 Stud 8' 8-5/8" 2x4 SPF #2
2X4 L (2x4 Dn)	8' 11"	@ End
2 Studs 8' 8-5/8" 2x4 SPF #2		



Panel #408    Length: 11' 2"    Height: 9' 1-1/8"    First Stud Face @4' 5-1/4" (1' 4" o.c.)    Diagonal: 14' 3-7/8"

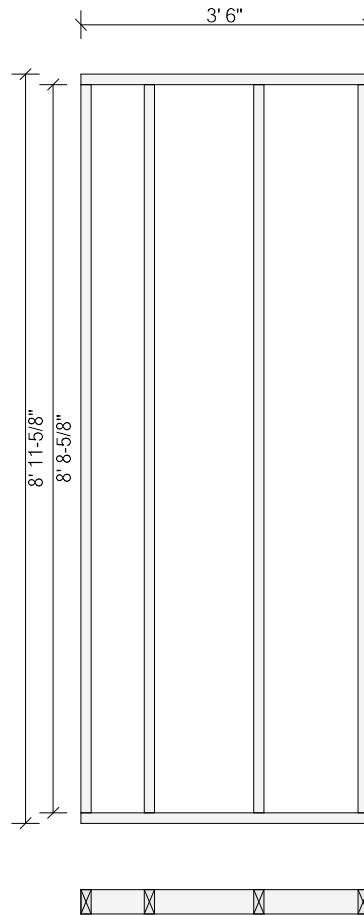


Top Plates:    2x4 SPF #2 11' 2"    Bottom Plates: 2x4 SPF #2 11' 2"  
Studs: (6) 2x4 SPF #2 8' 8-5/8"

Components & Subcomponents			Start	End
ID2-2668 (6' 9")			3"	3' 7"
1 Stud	8' 8-5/8"	2x4 SPF #2		1 Trimmer 6' 9" 2x4 SPF #2
1 Stud	8' 8-5/8"	2x4 SPF #2		1 Trimmer 6' 9" 2x4 SPF #2
1 Header Sill	3' 1"	2x4		4 Header Cripples 1' 10-1/8" 2x4 SPF #2
2X6 L (2x6 Up)			9' 3-3/4"	9' 10-3/4"
1 Stud 8' 8-5/8" 2x6 SPF #2				1 Stud 8' 8-5/8" 2x4 SPF #2



Panel #409 Length: 3' 6" Height: 9' 1-1/8" First Stud Face @9-1/4" (1' 4" o.c.) Diagonal: 9' 7-1/2"

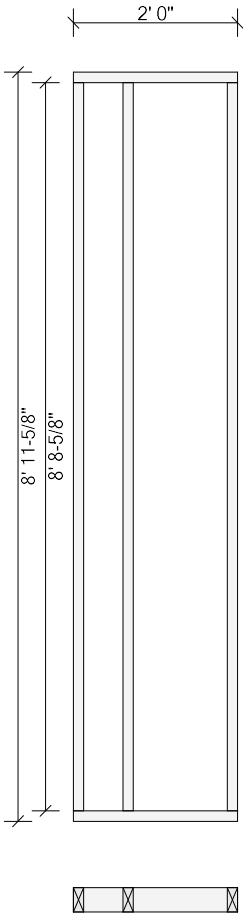


Top Plates: 2x4 SPF #2 3' 6"  
Studs: (4) 2x4 SPF #2 8' 8-5/8"

Bottom Plates: 2x4 SPF #2 3' 6"




Panel #410   Length: 2' 0"   Height: 9' 1-1/8"   First Stud Face @7-1/4" (1' 4" o.c.)   Diagonal: 9' 2-1/4"



Top Plates:      2x4 SPF #2 2' 0"      Bottom Plates: 2x4 SPF #2 2' 0"  
Studs: (3) 2x4 SPF #2 8' 8-5/8"



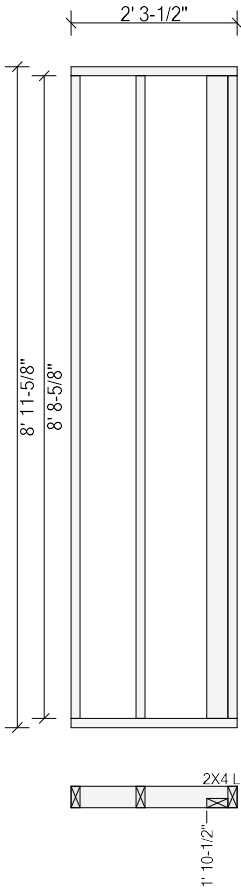
Panel #411   Length: 2' 0"   Height: 9' 1-1/8"   First Stud Face @7-1/4" (1' 4" o.c.)   Diagonal: 9' 2-1/4"



Top Plates:     2x4 SPF #2 2' 0"     Bottom Plates: 2x4 SPF #2 2' 0"  
Studs: (3) 2x4 SPF #2 8' 8-5/8"



Panel #412    Length: 2' 3-1/2"    Height: 9' 1-1/8"    First Stud Face @10-3/4" (1' 4" o.c.)    Diagonal: 9' 3-1/16"

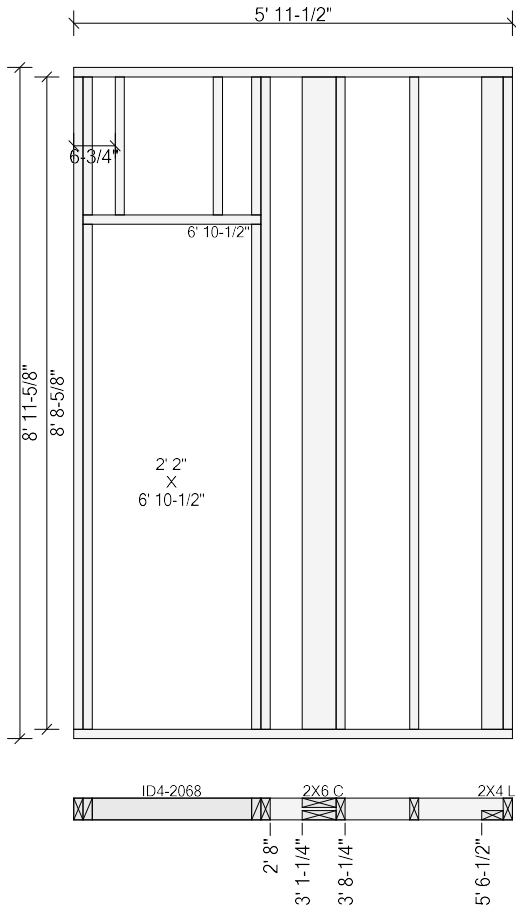


Top Plates:    2x4 SPF #2 2' 3-1/2"    Bottom Plates: 2x4 SPF #2 2' 3-1/2"  
Studs: (2) 2x4 SPF #2 8' 8-5/8"

Components & Subcomponents	Start	End
2X4 L (2x4 Dn)	1' 10-1/2"	@ End
2 Studs 8' 8-5/8" 2x4 SPF #2		



← |  
Panel #413    Length: 5' 11-1/2"    Height: 9' 1-1/8"    First Stud Face @ 4' 6-3/4" (1' 4" o.c.)    Diagonal: 10' 9-3/16"

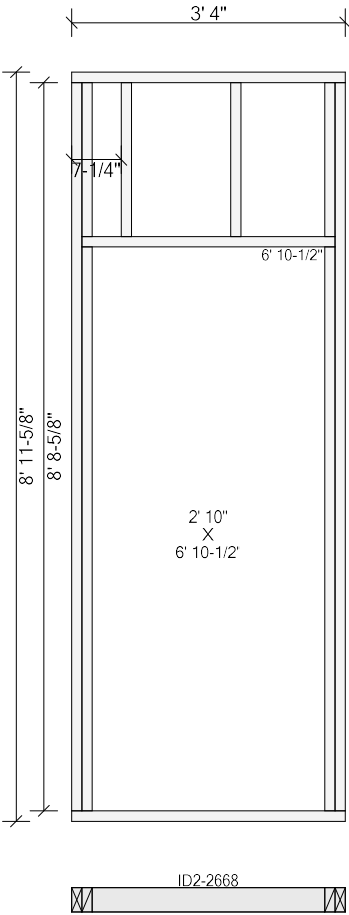


Top Plates: 2x4 SPF #2 5' 11-1/2"    Bottom Plates: 2x4 SPF #2 5' 11-1/2"  
Studs: 2x4 SPF #2 8' 8-5/8"

Components & Subcomponents			Start	End
ID4-2068 (6' 9")			@ Start	2' 8"
1 Stud	8' 8-5/8"	2x4 SPF #2	1 Trimmer	6' 9" 2x4 SPF #2
1 Stud	8' 8-5/8"	2x4 SPF #2	1 Trimmer	6' 9" 2x4 SPF #2
1 Header Sill	2' 5"	2x4	4 Header Cripples	1' 10-1/8" 2x4 SPF #2
2X6 C (2x6)			3' 1-1/4"	3' 8-1/4"
2 Studs 8' 8-5/8" 2x6 SPF #2			1 Stud 8' 8-5/8" 2x4 SPF #2	
2X4 L (2x4 Dn)			5' 6-1/2"	@ End
2 Studs 8' 8-5/8" 2x4 SPF #2				



Panel #414    Length: 3' 4"    Height: 9' 1-1/8"    Diagonal: 9' 6-13/16"

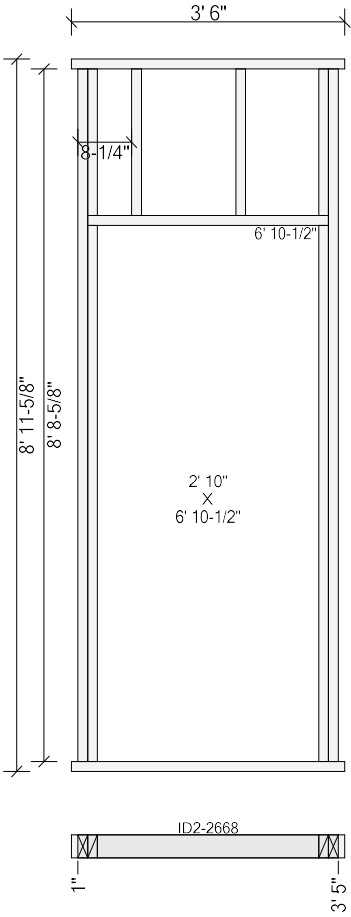


Top Plates: 2x4 SPF #2 3' 4"    Bottom Plates: 2x4 SPF #2 3' 4"

Components & Subcomponents	Start	End
ID2-2668 (6' 9")	@ Start	@ End
1 Stud      8' 8-5/8"    2x4 SPF #2		1 Trimmer      6' 9"      2x4 SPF #2
1 Stud      8' 8-5/8"    2x4 SPF #2		1 Trimmer      6' 9"      2x4 SPF #2
1 Header Sill    3' 1"      2x4		4 Header Cripples    1' 10-1/8"    2x4 SPF #2



Panel #415    Length: 3' 6"    Height: 8' 11-5/8"    Diagonal: 9' 7-1/2"

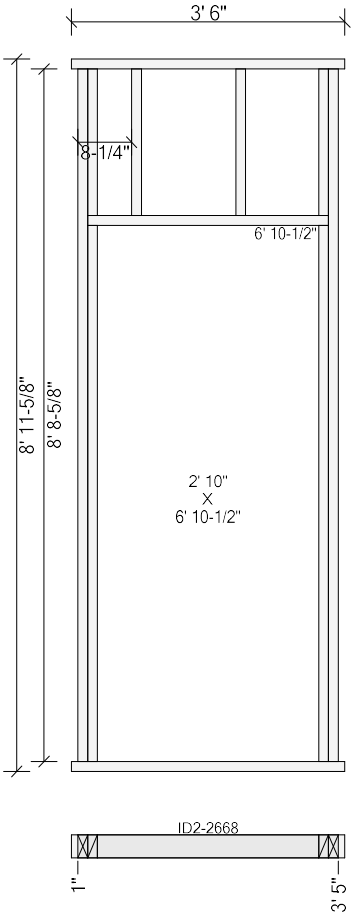


Top Plates: 2x4 SPF #2 3' 6"    Bottom Plates: 2x4 SPF #2 3' 6"

Components & Subcomponents			Start	End
ID2-2668 (6' 9")			1"	3' 5"
1 Stud	8' 8-5/8"	2x4 SPF #2		1 Trimmer 6' 9" 2x4 SPF #2
1 Stud	8' 8-5/8"	2x4 SPF #2		1 Trimmer 6' 9" 2x4 SPF #2
1 Header Sill	3' 1"	2x4		4 Header Cripples 1' 10-1/8" 2x4 SPF #2



Panel #416    Length: 3' 6"    Height: 8' 11-5/8"    Diagonal: 9' 7-1/2"

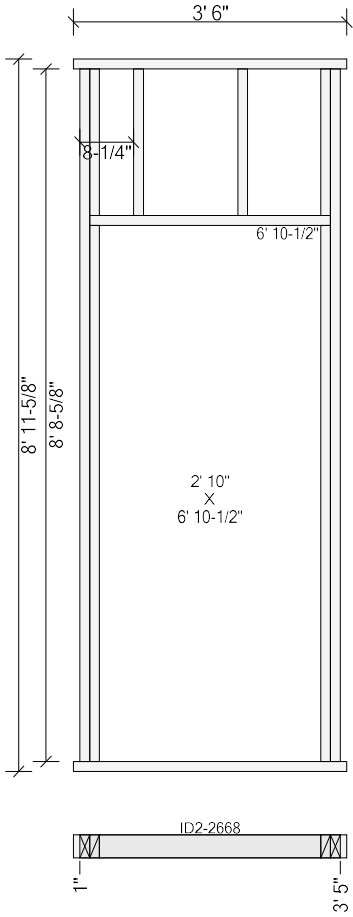


Top Plates: 2x4 SPF #2 3' 6"    Bottom Plates: 2x4 SPF #2 3' 6"

Components & Subcomponents			Start	End
ID2-2668 (6' 9")			1"	3' 5"
1 Stud	8' 8-5/8"	2x4 SPF #2		1 Trimmer 6' 9" 2x4 SPF #2
1 Stud	8' 8-5/8"	2x4 SPF #2		1 Trimmer 6' 9" 2x4 SPF #2
1 Header Sill	3' 1"	2x4		4 Header Cripples 1' 10-1/8" 2x4 SPF #2

←

Panel #417   Length: 3' 6"   Height: 8' 11-5/8"   Diagonal: 9' 7-1/2"



Top Plates: 2x4 SPF #2 3' 6"   Bottom Plates: 2x4 SPF #2 3' 6"

Components & Subcomponents			Start	End
ID2-2668 (6' 9")			1"	3' 5"
1 Stud	8' 8-5/8"	2x4 SPF #2		1 Trimmer 6' 9" 2x4 SPF #2
1 Stud	8' 8-5/8"	2x4 SPF #2		1 Trimmer 6' 9" 2x4 SPF #2
1 Header Sill	3' 1"	2x4		4 Header Cripples 1' 10-1/8" 2x4 SPF #2