


←

Panel #EX133 Length: 12' 0" Height: 9' 1-1/8" First Stud Face @1' 3-1/4" (1' 4" o.c.) Diagonal: 14' 11-3/4"

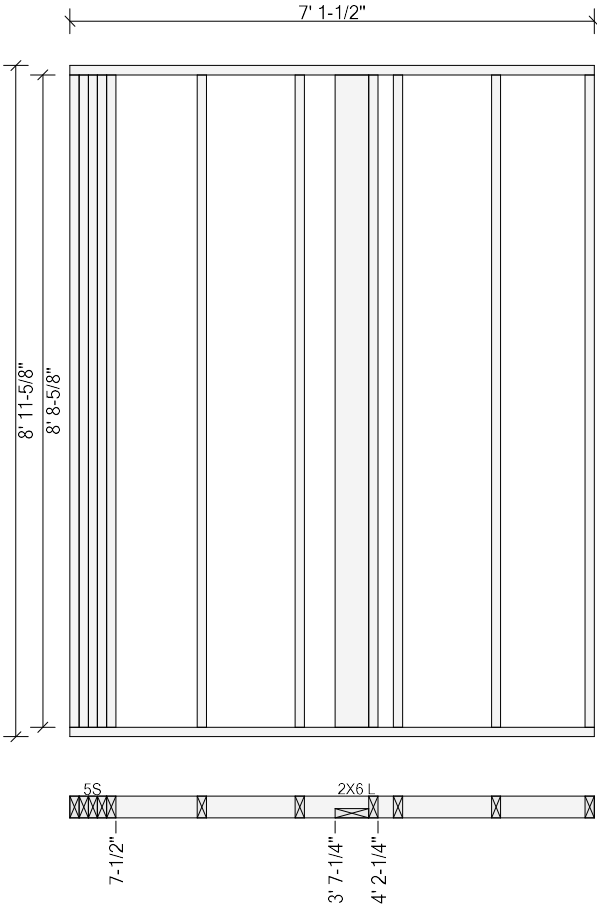


Top Plates: 2x4 SPF #2 12' 0" Bottom Plates: 2x4 SPF #2 12' 0"
Studs: (8) 2x4 SPF #2 8' 8-5/8"

Components & Subcomponents	Start	End
2X6 L (2x6 Dn)	2' 3-1/4"	2' 10-1/4"
1 Stud 8' 8-5/8" 2x6 SPF #2		1 Stud 8' 8-5/8" 2x4 SPF #2
2x8 L (2x8 Dn)	5' 9-7/8"	6' 6-5/8"
1 Stud 8' 8-5/8" 2x8 SPF #2		1 Stud 8' 8-5/8" 2x4 SPF #2
BPS5JS (8' 5-1/2")	7' 8-1/4"	8' 6-3/4"
2 Studs 8' 8-5/8" 2x4 SPF #2		5 Trimmers 8' 5-1/2" 2x4 SPF #2

←

Panel #EX134 Length: 7' 1-1/2" Height: 9' 1-1/8" First Stud Face @1' 8-3/4" (1' 4" o.c.) Diagonal: 11' 5-7/16"

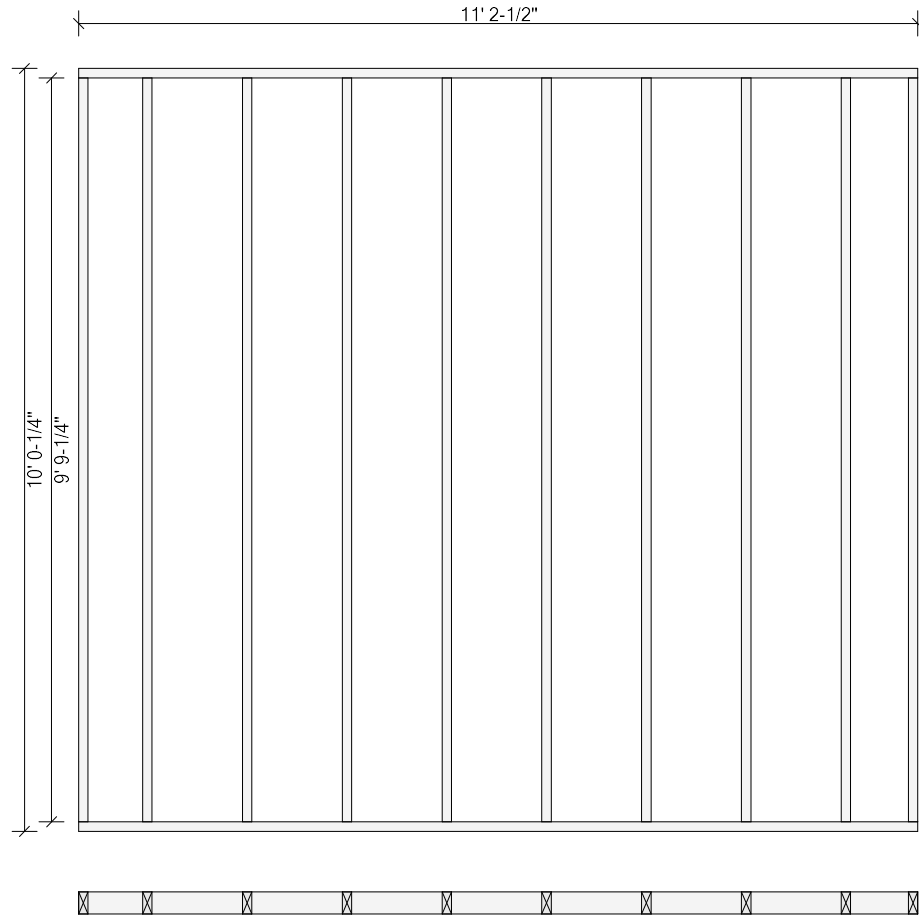


Top Plates: 2x4 SPF #2 7' 1-1/2" Bottom Plates: 2x4 SPF #2 7' 1-1/2"
Studs: (5) 2x4 SPF #2 8' 8-5/8"

Components & Subcomponents	Start	End
5S	@ Start	7-1/2"
5 Studs 8' 8-5/8" 2x4 SPF #2		
2X6 L (2x6 Dn)	3' 7-1/4"	4' 2-1/4"
1 Stud 8' 8-5/8" 2x6 SPF #2		1 Stud 8' 8-5/8" 2x4 SPF #2



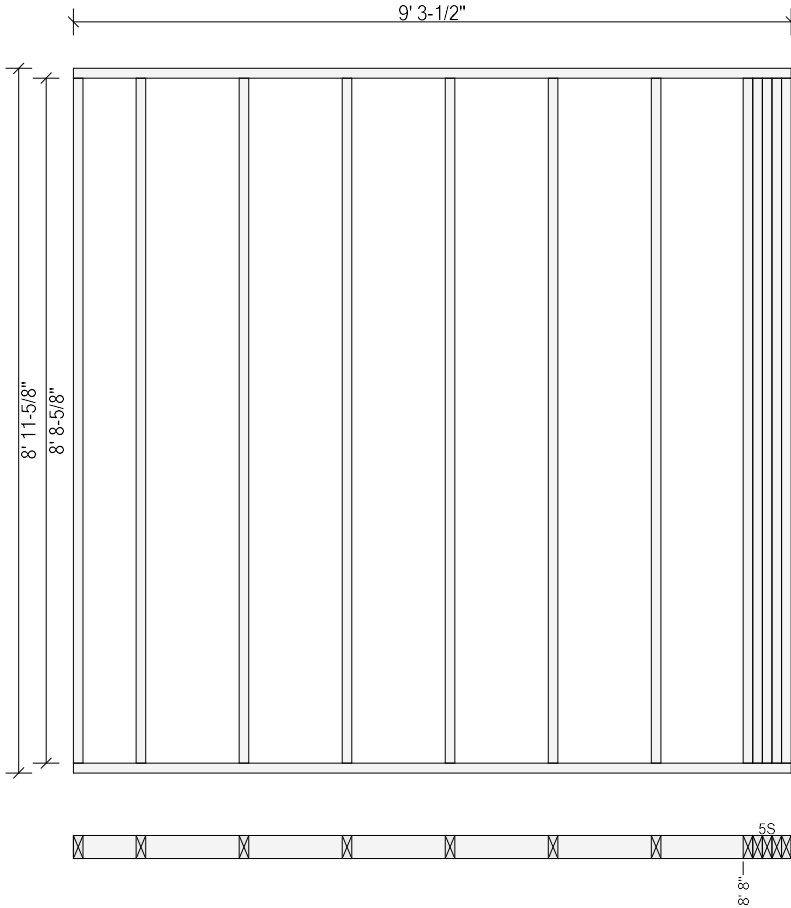
Panel #EX135 Length: 11' 2-1/2" Height: 10' 1-3/4" First Stud Face @10-1/4" (1' 4" o.c.) Diagonal: 15' 0-7/16"



Top Plates: 2x4 SPF #2 11' 2-1/2" Bottom Plates: 2x4 SPF #2 11' 2-1/2"
Studs: (10) 2x4 SPF #2 9' 9-1/4"



Panel #EX136 Length: 9' 3-1/2" Height: 9' 1-1/8" First Stud Face @9-3/4" (1' 4" o.c.) Diagonal: 12' 11"




Top Plates: 2x4 SPF #2 9' 3-1/2" Bottom Plates: 2x4 SPF #2 9' 3-1/2"
Studs: (7) 2x4 SPF #2 8' 8-5/8"

Components & Subcomponents	Start	End
5S	8' 8"	@ End
5 Studs 8' 8-5/8" 2x4 SPF #2		



Panel #EX137 Length: 13' 0-1/2" Height: 9' 1-1/8" First Stud Face @1' 3-1/4" (1' 4" o.c.) Diagonal: 15' 9-15/16"




Top Plates: 2x4 SPF #2 13' 0-1/2" Bottom Plates: 2x4 SPF #2 13' 0-1/2"
Studs: (11) 2x4 SPF #2 8' 8-5/8"

Components & Subcomponents	Start	End
5S	4' 3-1/4"	4' 10-3/4"
5 Studs 8' 8-5/8" 2x4 SPF #2		



Panel #EX138 Length: 12' 0" Height: 9' 1-1/8" First Stud Face @1' 3-1/4" (1' 4" o.c.) Diagonal: 14' 11-3/4"

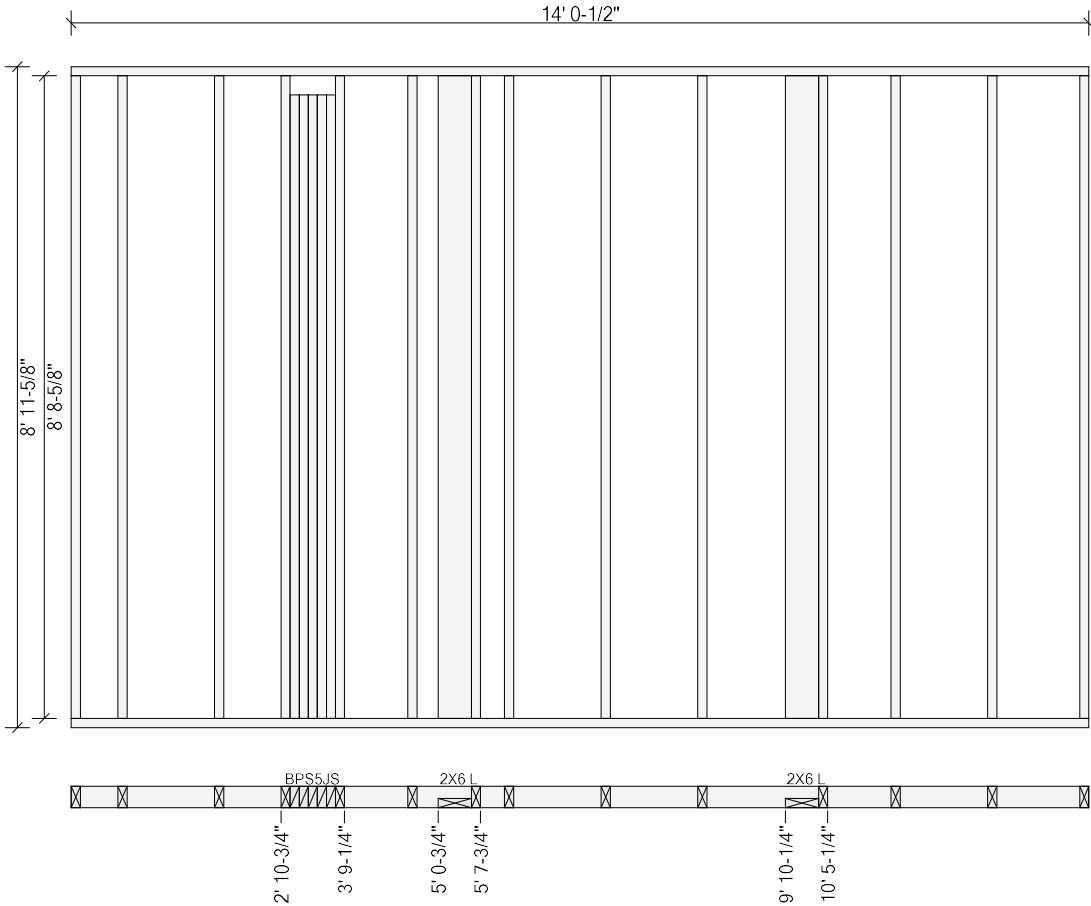


Top Plates: 2x4 SPF #2 12' 0" Bottom Plates: 2x4 SPF #2 12' 0"
Studs: (8) 2x4 SPF #2 8' 8-5/8"

Components & Subcomponents	Start	End
5S	3' 11-1/4"	4' 6-3/4"
5 Studs 8' 8-5/8" 2x4 SPF #2		
2X6 L (2x6 Dn)	7' 1-3/4"	7' 8-3/4"
1 Stud 8' 8-5/8" 2x6 SPF #2		1 Stud 8' 8-5/8" 2x4 SPF #2
2X6 L (2x6 Dn)	10' 5-1/4"	11' 0-1/4"
1 Stud 8' 8-5/8" 2x6 SPF #2		1 Stud 8' 8-5/8" 2x4 SPF #2



Panel #EX139 Length: 14' 0-1/2" Height: 9' 1-1/8" First Stud Face @7-3/4" (1' 4" o.c.) Diagonal: 16' 7-15/16"




Top Plates: 2x4 SPF #2 14' 0-1/2" Bottom Plates: 2x4 SPF #2 14' 0-1/2"
Studs: (10) 2x4 SPF #2 8' 8-5/8"

Components & Subcomponents	Start	End
BPS5JS (8' 5-1/2")	2' 10-3/4"	3' 9-1/4"
2 Studs 8' 8-5/8" 2x4 SPF #2		5 Trimmers 8' 5-1/2" 2x4 SPF #2
2X6 L (2x6 Dn)	5' 0-3/4"	5' 7-3/4"
1 Stud 8' 8-5/8" 2x6 SPF #2		1 Stud 8' 8-5/8" 2x4 SPF #2
2X6 L (2x6 Dn)	9' 10-1/4"	10' 5-1/4"
1 Stud 8' 8-5/8" 2x6 SPF #2		1 Stud 8' 8-5/8" 2x4 SPF #2



Panel #EX140 Length: 12' 0" Height: 9' 1-1/8" First Stud Face @1' 4-3/4" (1' 4" o.c.) Diagonal: 14' 11-3/4"

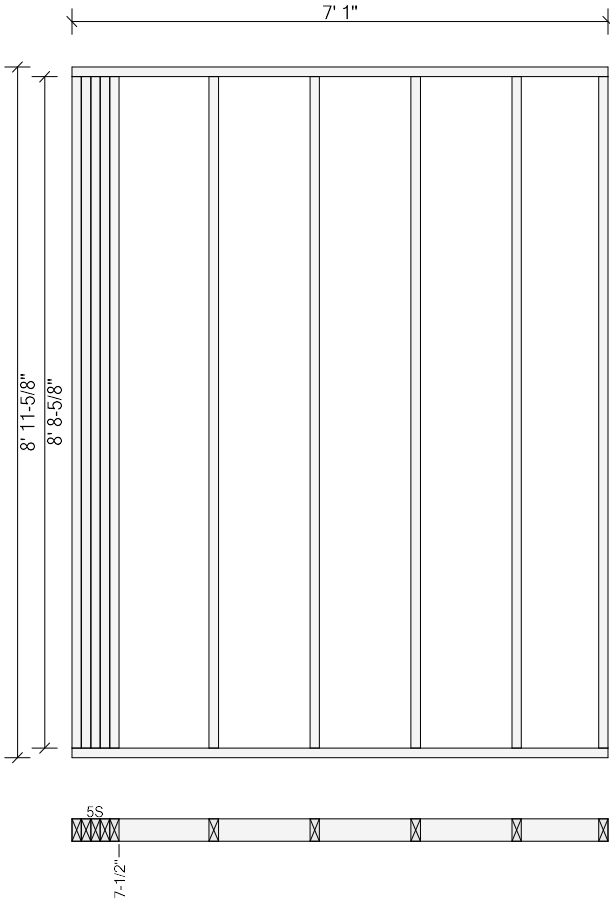


Top Plates: 2x4 SPF #2 12' 0" Bottom Plates: 2x4 SPF #2 12' 0"
Studs: (9) 2x4 SPF #2 8' 8-5/8"

Components & Subcomponents	Start	End
2X6 L (2x6 Dn)	3' 5-3/4"	4' 0-3/4"
1 Stud 8' 8-5/8" 2x6 SPF #2		1 Stud 8' 8-5/8" 2x4 SPF #2
2x8 L (2x8 Dn)	5' 10-3/8"	6' 7-1/8"
1 Stud 8' 8-5/8" 2x8 SPF #2		1 Stud 8' 8-5/8" 2x4 SPF #2
BPS5JS (8' 5-1/2")	7' 8-3/4"	8' 7-1/4"
2 Studs 8' 8-5/8" 2x4 SPF #2		5 Trimmers 8' 5-1/2" 2x4 SPF #2



Panel #EX141 Length: 7' 1" Height: 9' 1-1/8" First Stud Face @1' 9-3/4" (1' 4" o.c.) Diagonal: 11' 5-1/8"




Top Plates: 2x4 SPF #2 7' 1" Bottom Plates: 2x4 SPF #2 7' 1"
Studs: (5) 2x4 SPF #2 8' 8-5/8"

Components & Subcomponents	Start	End
5S	@ Start	7-1/2"
5 Studs 8' 8-5/8" 2x4 SPF #2		




Panel #EX142 Length: 11' 9" Height: 10' 1-3/4" First Stud Face @2-3/4" (1' 4" o.c.) Diagonal: 15' 5-5/16"



Top Plates: 2x4 SPF #2 11' 9" Bottom Plates: 2x4 SPF #2 11' 9"
Studs: (11) 2x4 SPF #2 9' 9-1/4"



Panel #EX143 Length: 8' 9" Height: 9' 1-1/8" First Stud Face @11-3/4" (1' 4" o.c.) Diagonal: 12' 6-3/8"

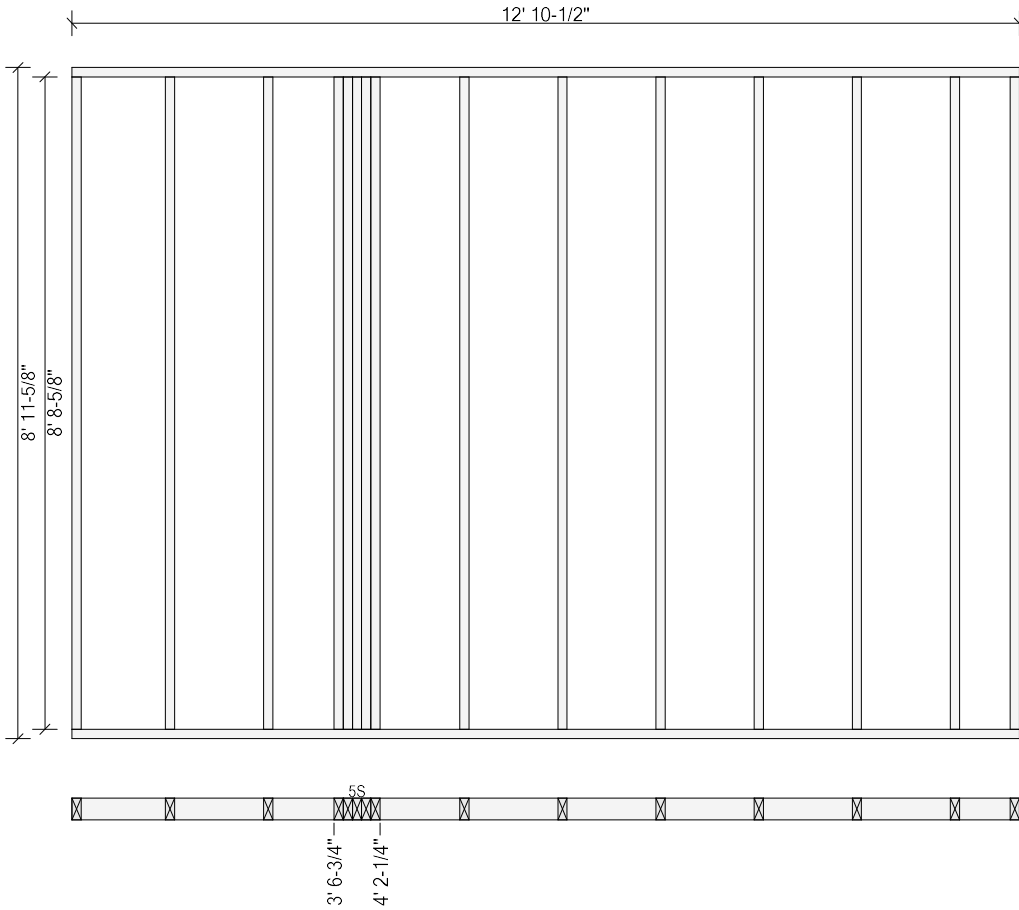


Top Plates: 2x4 SPF #2 8' 9" Bottom Plates: 2x4 SPF #2 8' 9"
Studs: (7) 2x4 SPF #2 8' 8-5/8"

Components & Subcomponents	Start	End
5S	8' 1-1/2"	@ End
5 Studs 8' 8-5/8" 2x4 SPF #2		



Panel #EX144 Length: 12' 10-1/2" Height: 9' 1-1/8" First Stud Face @1' 3-1/4" (1' 4" o.c.) Diagonal: 15' 8-5/16"

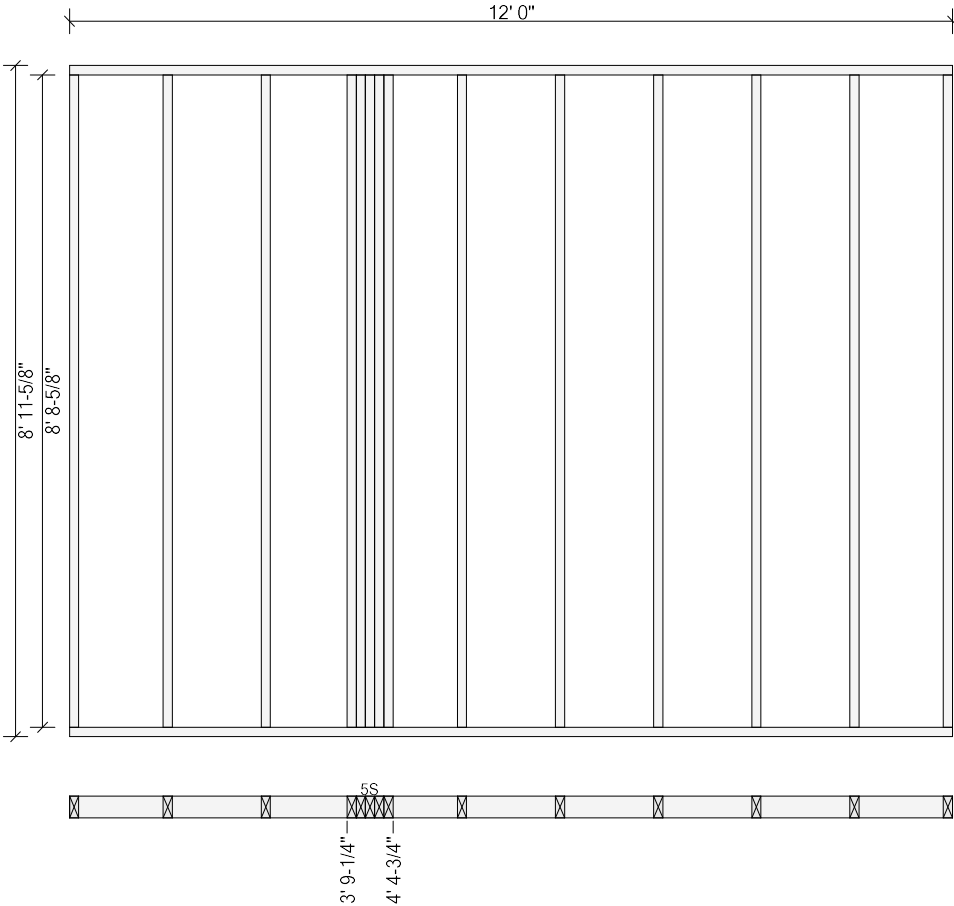


Top Plates: 2x4 SPF #2 12' 10-1/2" Bottom Plates: 2x4 SPF #2 12' 10-1/2"
Studs: (10) 2x4 SPF #2 8' 8-5/8"

Components & Subcomponents	Start	End
5S	3' 6-3/4"	4' 2-1/4"
5 Studs 8' 8-5/8" 2x4 SPF #2		



Panel #EX145 Length: 12' 0" Height: 9' 1-1/8" First Stud Face @1' 3-1/4" (1' 4" o.c.) Diagonal: 14' 11-3/4"




Top Plates: 2x4 SPF #2 12' 0" Bottom Plates: 2x4 SPF #2 12' 0"
Studs: (9) 2x4 SPF #2 8' 8-5/8"

Components & Subcomponents	Start	End
5S	3' 9-1/4"	4' 4-3/4"
5 Studs 8' 8-5/8" 2x4 SPF #2		



Panel #EX146 Length: 14' 2-1/2" Height: 9' 1-1/8" First Stud Face @9-3/4" (1' 4" o.c.) Diagonal: 16' 9-5/8"

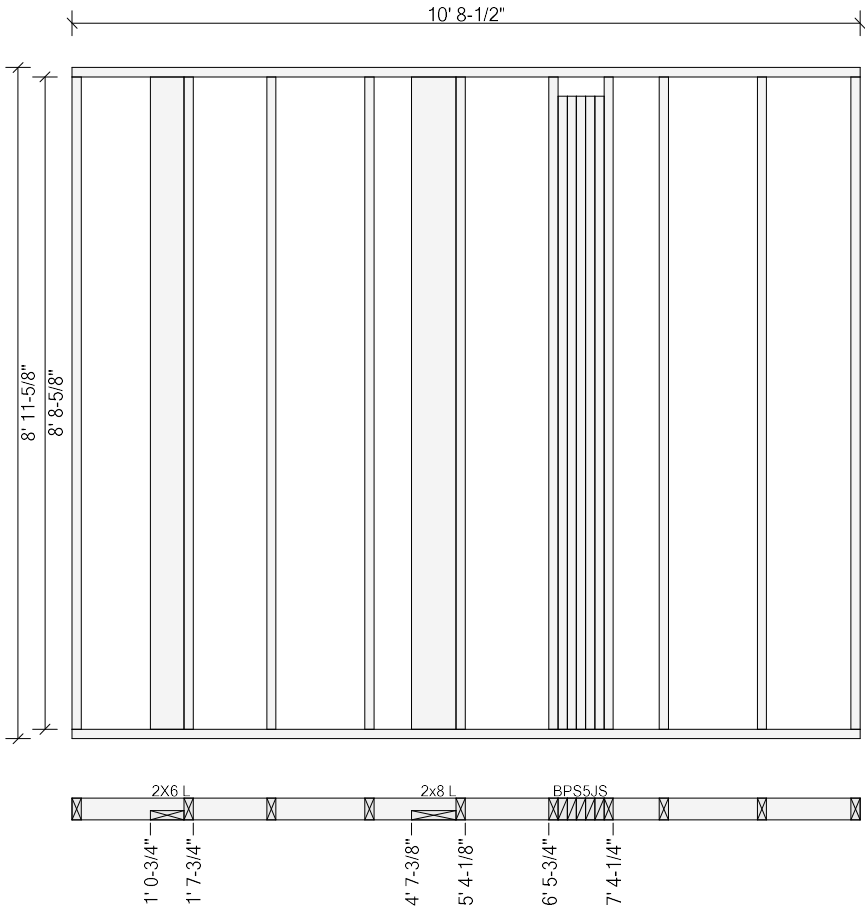


Top Plates: 2x4 SPF #2 14' 2-1/2" Bottom Plates: 2x4 SPF #2 14' 2-1/2"
Studs: (11) 2x4 SPF #2 8' 8-5/8"

Components & Subcomponents	Start	End
BPS5JS (8' 5-1/2")	2' 10-3/4"	3' 9-1/4"
2 Studs 8' 8-5/8" 2x4 SPF #2		5 Trimmers 8' 5-1/2" 2x4 SPF #2
2X6 L (2x6 Dn)	5' 0-3/4"	5' 7-3/4"
1 Stud 8' 8-5/8" 2x6 SPF #2		1 Stud 8' 8-5/8" 2x4 SPF #2

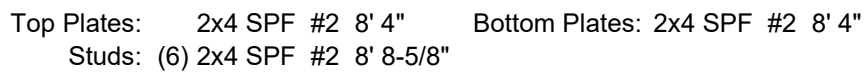
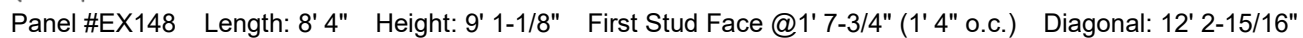


Panel #EX147 Length: 10' 8-1/2" Height: 9' 1-1/8" First Stud Face @2' 7-3/4" (1' 4" o.c.) Diagonal: 13' 11-5/8"



Top Plates: 2x4 SPF #2 10' 8-1/2" Bottom Plates: 2x4 SPF #2 10' 8-1/2"
Studs: (6) 2x4 SPF #2 8' 8-5/8"

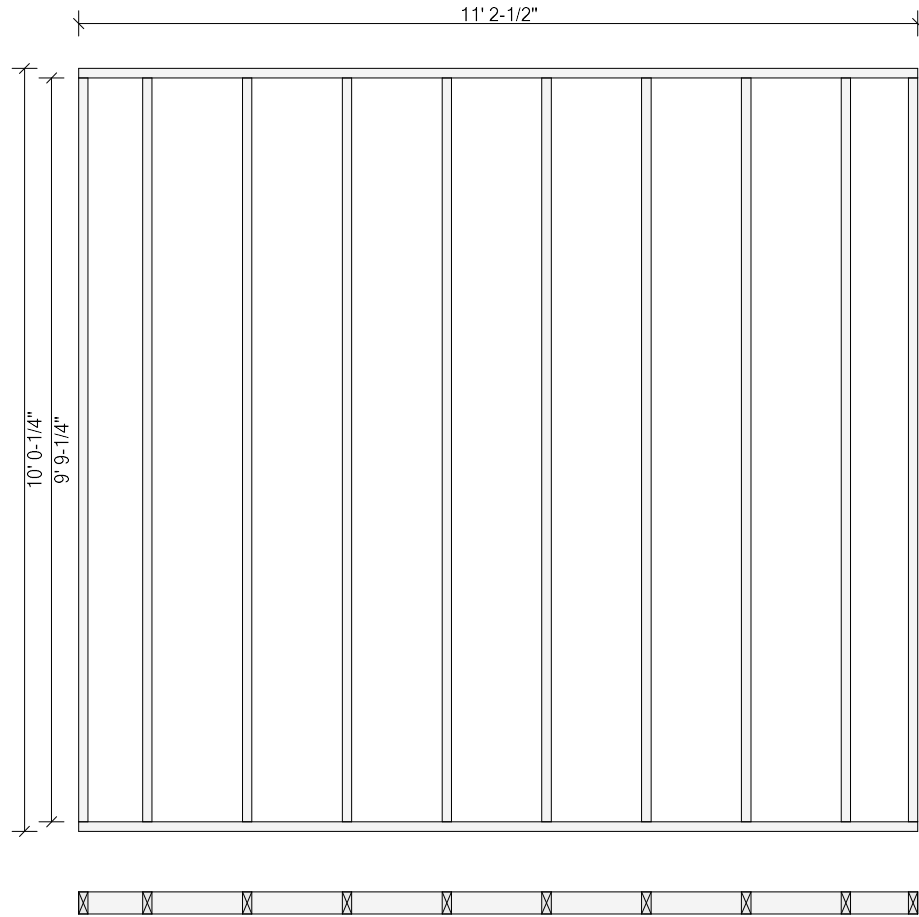
Components & Subcomponents	Start	End
2X6 L (2x6 Dn)	1' 0-3/4"	1' 7-3/4"
1 Stud 8' 8-5/8" 2x6 SPF #2		1 Stud 8' 8-5/8" 2x4 SPF #2
2x8 L (2x8 Dn)	4' 7-3/8"	5' 4-1/8"
1 Stud 8' 8-5/8" 2x8 SPF #2		1 Stud 8' 8-5/8" 2x4 SPF #2
BPS5JS (8' 5-1/2")	6' 5-3/4"	7' 4-1/4"
2 Studs 8' 8-5/8" 2x4 SPF #2		5 Trimmers 8' 5-1/2" 2x4 SPF #2



Components & Subcomponents	Start	End
5S	@ Start	7-1/2"
5 Studs 8' 8-5/8" 2x4 SPF #2		
2X6 L (2x6 Dn)	3' 7-1/4"	4' 2-1/4"
1 Stud 8' 8-5/8" 2x6 SPF #2		1 Stud 8' 8-5/8" 2x4 SPF #2



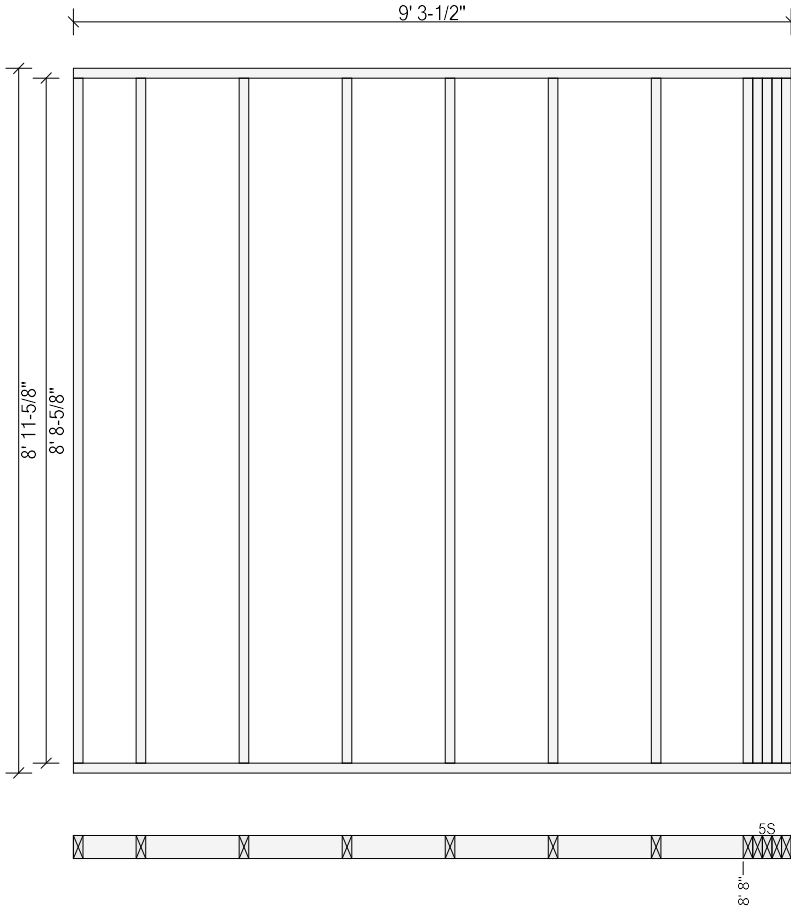
Panel #EX149 Length: 11' 2-1/2" Height: 10' 1-3/4" First Stud Face @10-1/4" (1' 4" o.c.) Diagonal: 15' 0-7/16"



Top Plates: 2x4 SPF #2 11' 2-1/2" Bottom Plates: 2x4 SPF #2 11' 2-1/2"
Studs: (10) 2x4 SPF #2 9' 9-1/4"



Panel #EX150 Length: 9' 3-1/2" Height: 9' 1-1/8" First Stud Face @9-3/4" (1' 4" o.c.) Diagonal: 12' 11"




Top Plates: 2x4 SPF #2 9' 3-1/2" Bottom Plates: 2x4 SPF #2 9' 3-1/2"
Studs: (7) 2x4 SPF #2 8' 8-5/8"

Components & Subcomponents	Start	End
5S	8' 8"	@ End
5 Studs 8' 8-5/8" 2x4 SPF #2		



Panel #EX151 Length: 13' 0-1/2" Height: 9' 1-1/8" First Stud Face @1' 3-1/4" (1' 4" o.c.) Diagonal: 15' 9-15/16"




Top Plates: 2x4 SPF #2 13' 0-1/2" Bottom Plates: 2x4 SPF #2 13' 0-1/2"
Studs: (11) 2x4 SPF #2 8' 8-5/8"

Components & Subcomponents	Start	End
5S	4' 3-1/4"	4' 10-3/4"
5 Studs 8' 8-5/8" 2x4 SPF #2		



Panel #EX152 Length: 12' 0" Height: 9' 1-1/8" First Stud Face @1' 3-1/4" (1' 4" o.c.) Diagonal: 14' 11-3/4"

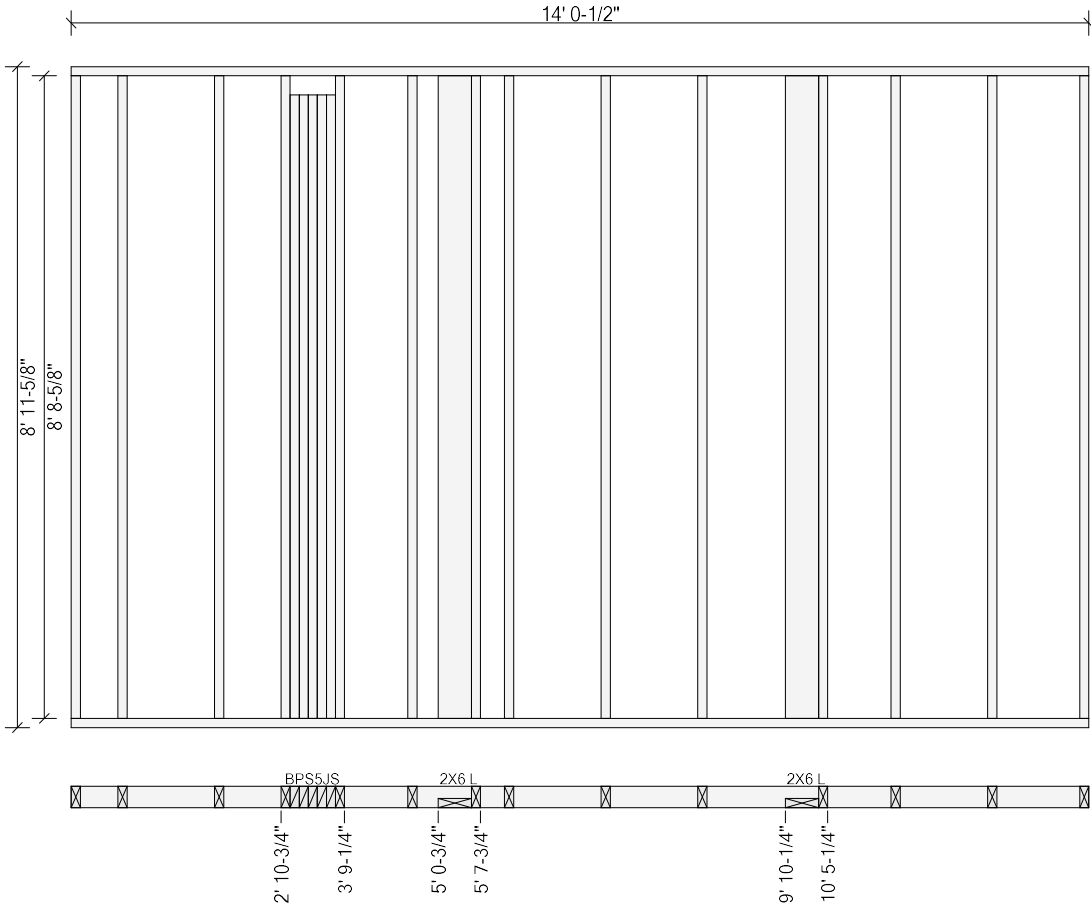


Top Plates: 2x4 SPF #2 12' 0" Bottom Plates: 2x4 SPF #2 12' 0"
Studs: (8) 2x4 SPF #2 8' 8-5/8"

Components & Subcomponents	Start	End
5S	3' 11-1/4"	4' 6-3/4"
5 Studs 8' 8-5/8" 2x4 SPF #2		
2X6 L (2x6 Dn)	7' 1-3/4"	7' 8-3/4"
1 Stud 8' 8-5/8" 2x6 SPF #2		1 Stud 8' 8-5/8" 2x4 SPF #2
2X6 L (2x6 Dn)	10' 5-1/4"	11' 0-1/4"
1 Stud 8' 8-5/8" 2x6 SPF #2		1 Stud 8' 8-5/8" 2x4 SPF #2



Panel #EX153 Length: 14' 0-1/2" Height: 9' 1-1/8" First Stud Face @7-3/4" (1' 4" o.c.) Diagonal: 16' 7-15/16"




Top Plates: 2x4 SPF #2 14' 0-1/2" Bottom Plates: 2x4 SPF #2 14' 0-1/2"
Studs: (10) 2x4 SPF #2 8' 8-5/8"

Components & Subcomponents	Start	End
BPS5JS (8' 5-1/2")	2' 10-3/4"	3' 9-1/4"
2 Studs 8' 8-5/8" 2x4 SPF #2		5 Trimmers 8' 5-1/2" 2x4 SPF #2
2X6 L (2x6 Dn)	5' 0-3/4"	5' 7-3/4"
1 Stud 8' 8-5/8" 2x6 SPF #2		1 Stud 8' 8-5/8" 2x4 SPF #2
2X6 L (2x6 Dn)	9' 10-1/4"	10' 5-1/4"
1 Stud 8' 8-5/8" 2x6 SPF #2		1 Stud 8' 8-5/8" 2x4 SPF #2



Panel #EX154 Length: 12' 0" Height: 9' 1-1/8" First Stud Face @1' 4-3/4" (1' 4" o.c.) Diagonal: 14' 11-3/4"




Top Plates: 2x4 SPF #2 12' 0" Bottom Plates: 2x4 SPF #2 12' 0"
Studs: (9) 2x4 SPF #2 8' 8-5/8"

Components & Subcomponents	Start	End
2X6 L (2x6 Dn)	3' 5-3/4"	4' 0-3/4"
1 Stud 8' 8-5/8" 2x6 SPF #2		1 Stud 8' 8-5/8" 2x4 SPF #2
2x8 L (2x8 Dn)	5' 10-3/8"	6' 7-1/8"
1 Stud 8' 8-5/8" 2x8 SPF #2		1 Stud 8' 8-5/8" 2x4 SPF #2
BPS5JS (8' 5-1/2")	7' 8-3/4"	8' 7-1/4"
2 Studs 8' 8-5/8" 2x4 SPF #2		5 Trimmers 8' 5-1/2" 2x4 SPF #2



Panel #EX155 Length: 7' 1" Height: 9' 1-1/8" First Stud Face @1' 9-3/4" (1' 4" o.c.) Diagonal: 11' 5-1/8"




Top Plates: 2x4 SPF #2 7' 1" Bottom Plates: 2x4 SPF #2 7' 1"
Studs: (5) 2x4 SPF #2 8' 8-5/8"

Components & Subcomponents	Start	End
5S	@ Start	7'-1/2"
5 Studs 8' 8-5/8" 2x4 SPF #2		




Panel #EX156 Length: 11' 9" Height: 10' 1-3/4" First Stud Face @2-3/4" (1' 4" o.c.) Diagonal: 15' 5-5/16"



Top Plates: 2x4 SPF #2 11' 9" Bottom Plates: 2x4 SPF #2 11' 9"
Studs: (11) 2x4 SPF #2 9' 9-1/4"



Panel #EX157 Length: 8' 9" Height: 9' 1-1/8" First Stud Face @11-3/4" (1' 4" o.c.) Diagonal: 12' 6-3/8"




Top Plates: 2x4 SPF #2 8' 9" Bottom Plates: 2x4 SPF #2 8' 9"
Studs: (7) 2x4 SPF #2 8' 8-5/8"

Components & Subcomponents	Start	End
5S	8' 1-1/2"	@ End
5 Studs 8' 8-5/8" 2x4 SPF #2		



Panel #EX158 Length: 15' 6-1/2" Height: 9' 1-1/8" First Stud Face @1' 3-1/4" (1' 4" o.c.) Diagonal: 17' 11-5/16"

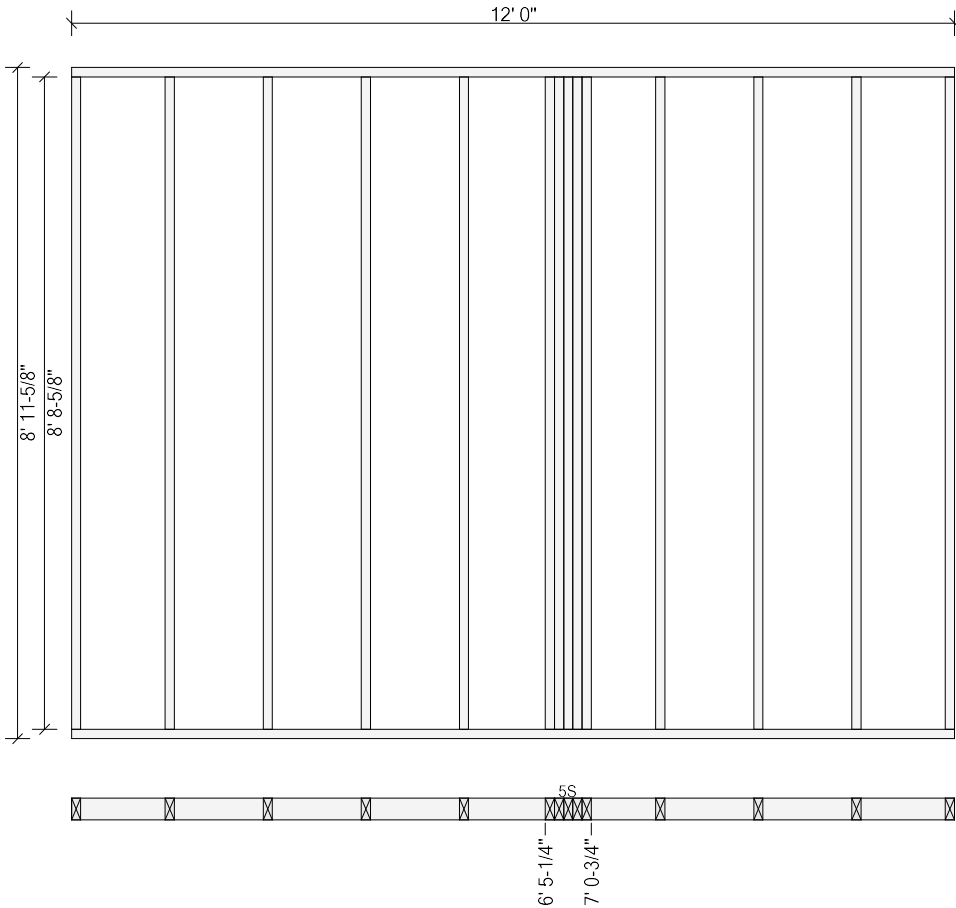


Top Plates: 2x4 SPF #2 15' 6-1/2" Bottom Plates: 2x4 SPF #2 15' 6-1/2"
Studs: (12) 2x4 SPF #2 8' 8-5/8"

Components & Subcomponents	Start	End
5S	6' 2-3/4"	6' 10-1/4"
5 Studs 8' 8-5/8" 2x4 SPF #2		



Panel #EX159 Length: 12' 0" Height: 9' 1-1/8" First Stud Face @1' 3-1/4" (1' 4" o.c.) Diagonal: 14' 11-3/4"

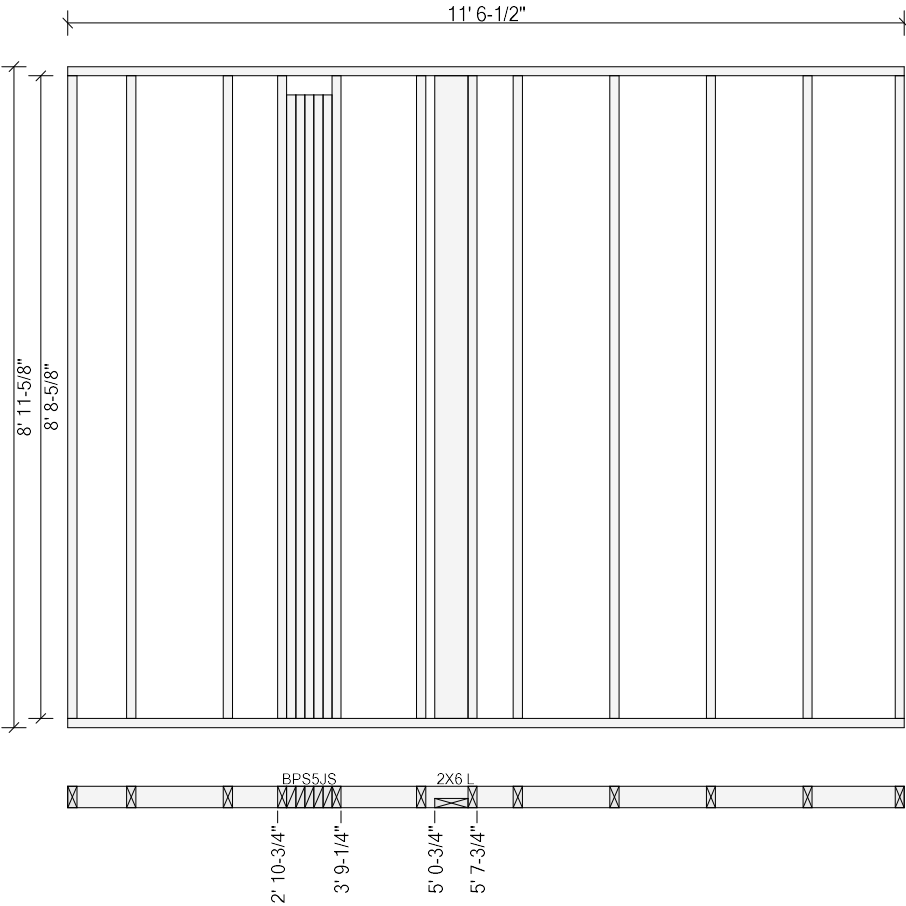


Top Plates: 2x4 SPF #2 12' 0" Bottom Plates: 2x4 SPF #2 12' 0"
Studs: (9) 2x4 SPF #2 8' 8-5/8"

Components & Subcomponents	Start	End
5S	6' 5-1/4"	7' 0-3/4"
5 Studs 8' 8-5/8" 2x4 SPF #2		



Panel #EX160 Length: 11' 6-1/2" Height: 9' 1-1/8" First Stud Face @9-3/4" (1' 4" o.c.) Diagonal: 14' 7-3/8"

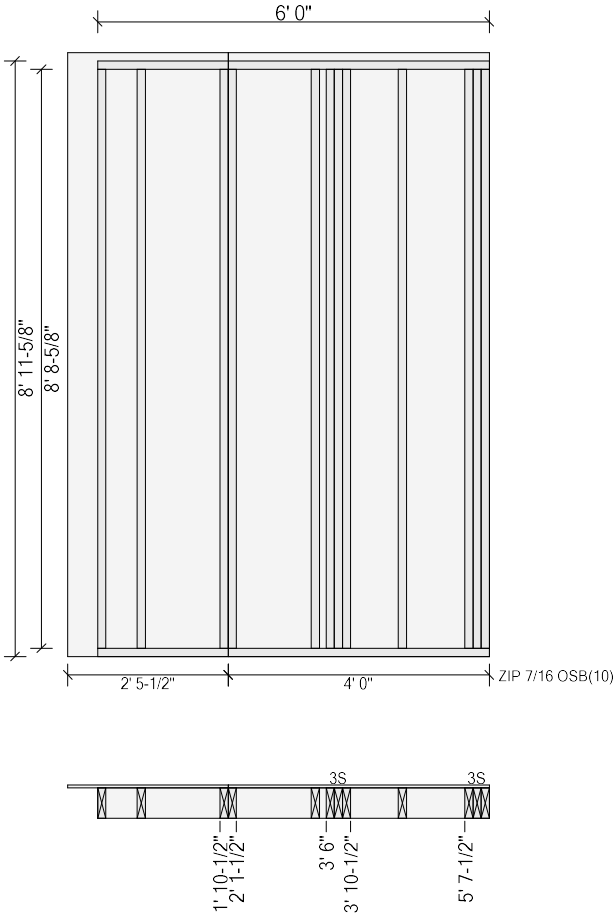


Top Plates: 2x4 SPF #2 11' 6-1/2" Bottom Plates: 2x4 SPF #2 11' 6-1/2"
Studs: (9) 2x4 SPF #2 8' 8-5/8"

Components & Subcomponents	Start	End
BPS5JS (8' 5-1/2")	2' 10-3/4"	3' 9-1/4"
2 Studs 8' 8-5/8" 2x4 SPF #2		5 Trimmers 8' 5-1/2" 2x4 SPF #2
2X6 L (2x6 Dn)	5' 0-3/4"	5' 7-3/4"
1 Stud 8' 8-5/8" 2x6 SPF #2		1 Stud 8' 8-5/8" 2x4 SPF #2



Panel #EX161 Length: 6' 0" Height: 9' 1-1/8" First Stud Face @7-1/4" (1' 4" o.c.) Diagonal: 10' 9-1/2"



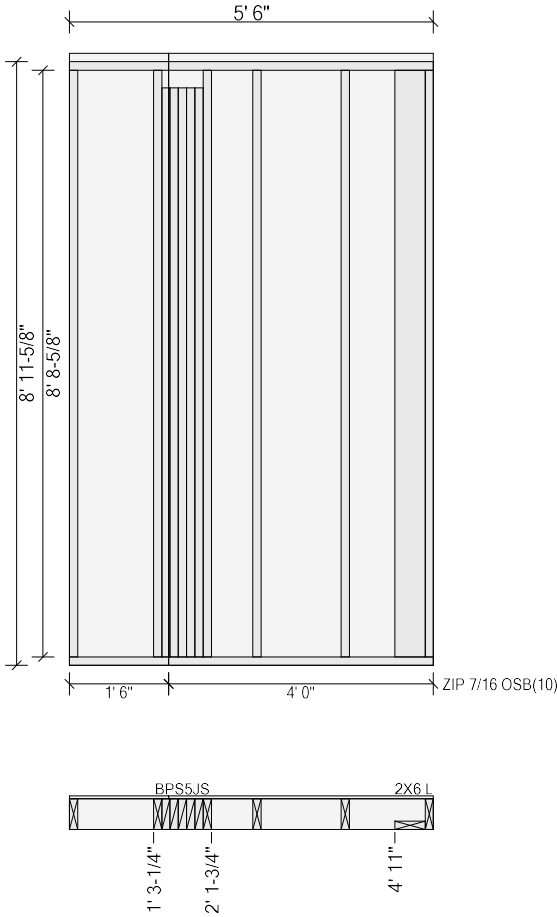
Top Plates: 2x6 SPF #2 6' 0" Bottom Plates: 2x6 SPF #2 6' 0"
Studs: (4) 2x6 SPF #2 8' 8-5/8"

Components & Subcomponents	Start	End
(2) 2x6 SPF #2	1' 10-1/2"	2' 1-1/2"
2 Studs 8' 8-5/8" 2x6 SPF #2		
3S	3' 6"	3' 10-1/2"
3 Studs 8' 8-5/8" 2x6 SPF #2		
3S	5' 7-1/2"	@ End
3 Studs 8' 8-5/8" 2x6 SPF #2		

Exterior Sheathing: ZIP 7/16 OSB(10) Start: Fly 5-1/2" End: Flush



Panel #EX162 Length: 5' 6" Height: 9' 1-1/8" First Stud Face @2' 9-1/4" (1' 4" o.c.) Diagonal: 10' 6-1/4"



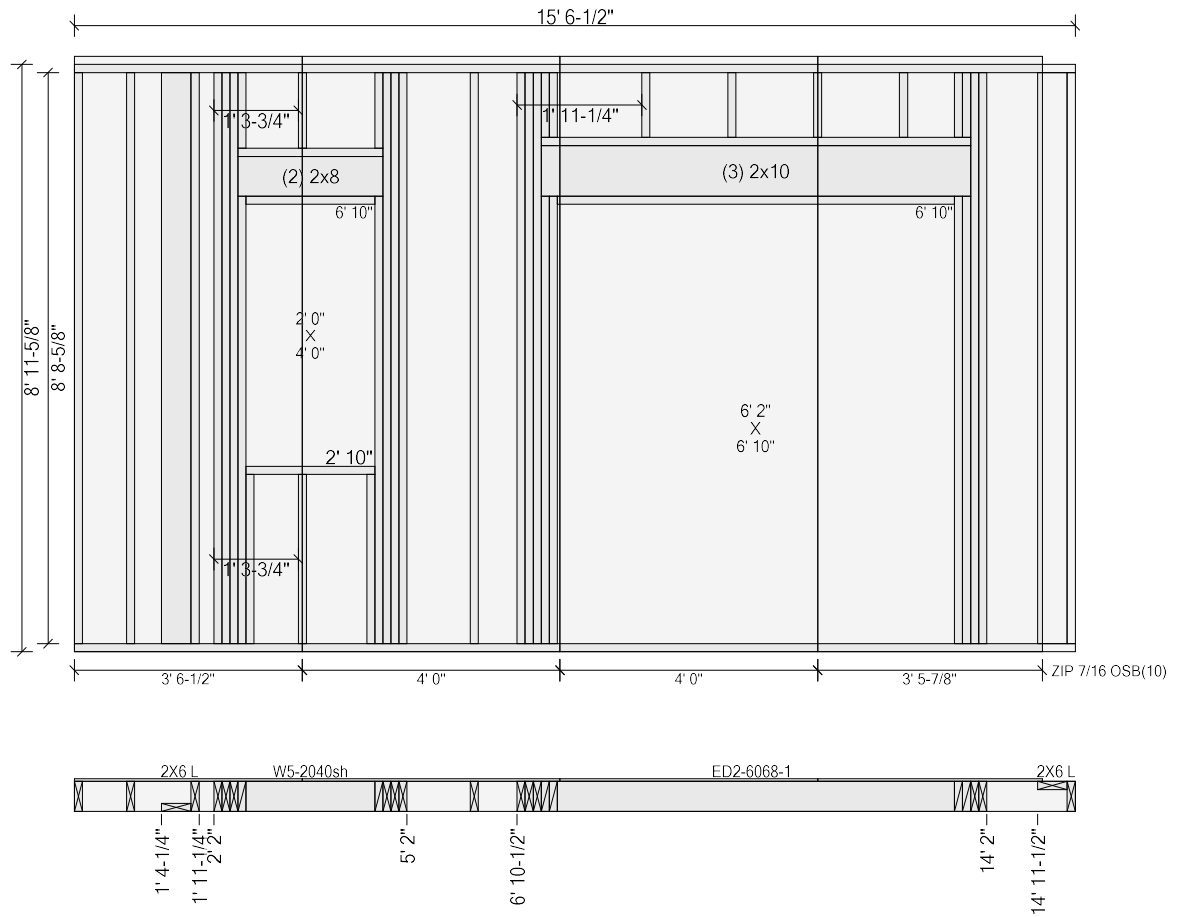
Top Plates: 2x6 SPF #2 5' 6" Bottom Plates: 2x6 SPF #2 5' 6"
Studs: (3) 2x6 SPF #2 8' 8-5/8"

Components & Subcomponents	Start	End
BPS5JS (8' 5-1/2")	1' 3-1/4"	2' 1-3/4"
2 Studs 8' 8-5/8" 2x6 SPF #2		5 Trimmers 8' 5-1/2" 2x6 SPF #2
2X6 L (2x6 Dn)	4' 11"	@ End
2 Studs 8' 8-5/8" 2x6 SPF #2		

Exterior Sheathing: ZIP 7/16 OSB(10) Start: Flush End: Flush



Panel #EX163 Length: 15' 6-1/2" Height: 9' 1-1/8" First Stud Face @9-3/4" (1' 4" o.c.) Diagonal: 17' 11-5/16"

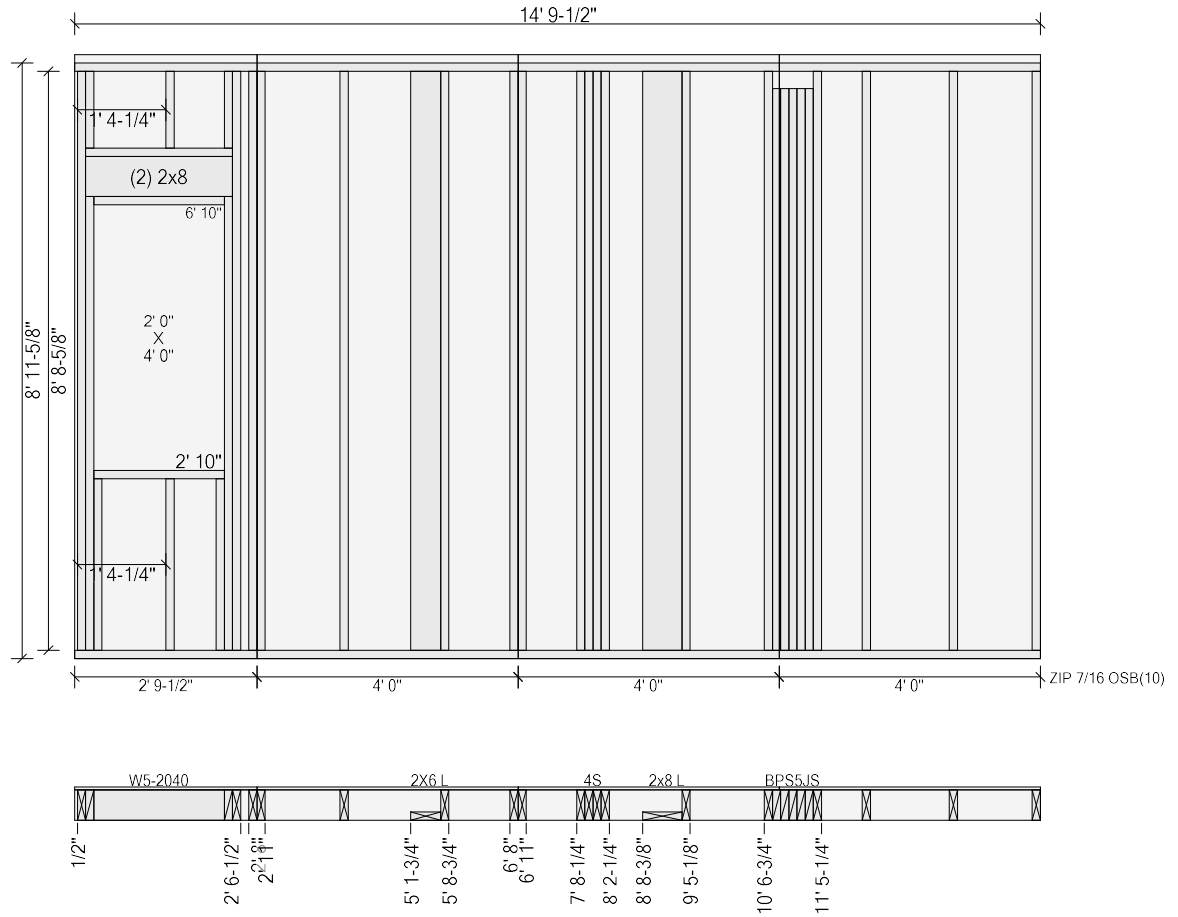


Top Plates: 2x6 SPF #2 15' 6-1/2" Bottom Plates: 2x6 SPF #2 15' 6-1/2"
Studs: (3) 2x6 SPF #2 8' 8-5/8"

Components & Subcomponents		Start	End
2X6 L (2x6 Dn)		1' 4-1/4"	1' 11-1/4"
2 Studs 8' 8-5/8" 2x6 SPF #2			
W5-2040sh (6' 10")		2' 2"	5' 2"
3 Studs	8' 8-5/8" 2x6 SPF #2	1 Trimmer	6' 10" 2x6 SPF #2
3 Studs	8' 8-5/8" 2x6 SPF #2	1 Trimmer	6' 10" 2x6 SPF #2
2 Headers	2' 3" 2x8 SPF #2	1 Header Sill	2' 3" 2x6 SPF #2
1 Window Sill	2' 0" 2x6 SPF #2	1 Header Shim	2' 0" 2x6 SPF #2
3 Header Cripples	1' 1-7/8" 2x6 SPF #2	3 Sill Cripples	2' 7" 2x6 SPF #2
ED2-6068-1 (6' 10")		6' 10-1/2"	14' 2"
2 Studs	8' 8-5/8" 2x6 SPF #2	2 Trimmers	6' 10" 2x6 SPF #2
3 Studs	8' 8-5/8" 2x6 SPF #2	2 Trimmers	6' 10" 2x6 SPF #2
3 Headers	6' 8" 2x10 SPF #2	1 Header Sill	6' 8" 2x6 SPF #2
8 Header Cripples	11-7/8" 2x6 SPF #2	1 Header Shim	6' 2" 2x6 SPF #2
2X6 L (2x6 Up)		14' 11-1/2"	@ End
2 Studs 8' 8-5/8" 2x6 SPF #2			
Exterior Sheathing: ZIP 7/16 OSB(10) Start: Flush End: Hold 6-1/8"			



Panel #EX164 Length: 14' 9-1/2" Height: 9' 1-1/8" First Stud Face @4' 0-3/4" (1' 4" o.c.) Diagonal: 17' 3-9/16"

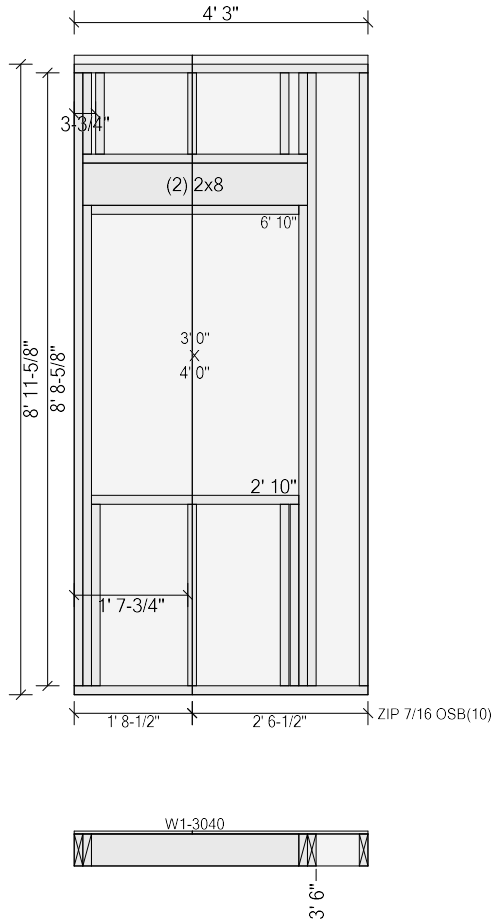


Top Plates: 2x6 SPF #2 14' 9-1/2" Bottom Plates: 2x6 SPF #2 14' 9-1/2"
Studs: (4) 2x6 SPF #2 8' 8-5/8"

Components & Subcomponents			Start	End
W5-2040 (6' 10")			1/2"	2' 6-1/2"
1 Stud	8' 8-5/8"	2x6 SPF #2	1 Trimmer	6' 10" 2x6 SPF #2
1 Stud	8' 8-5/8"	2x6 SPF #2	1 Trimmer	6' 10" 2x6 SPF #2
2 Headers	2' 3"	2x8 SPF #2	1 Header Sill	2' 3" 2x6 SPF #2
1 Window Sill	2' 0"	2x6 SPF #2	1 Header Shim	2' 0" 2x6 SPF #2
3 Header Cripples	1' 1-7/8"	2x6 SPF #2	3 Sill Cripples	2' 7" 2x6 SPF #2
(2) 2x6 SPF #2			2' 8"	2' 11"
2 Studs 8' 8-5/8" 2x6 SPF #2				
2X6 L (2x6 Dn)			5' 1-3/4"	5' 8-3/4"
2 Studs 8' 8-5/8" 2x6 SPF #2				
(2) 2x6 SPF #2			6' 8"	6' 11"
2 Studs 8' 8-5/8" 2x6 SPF #2				
4S			7' 8-1/4"	8' 2-1/4"
4 Studs 8' 8-5/8" 2x6 SPF #2				
2x8 L (2x8 Dn)			8' 8-3/8"	9' 5-1/8"
1 Stud 8' 8-5/8" 2x8 SPF #2			1 Stud 8' 8-5/8" 2x6 SPF #2	
BPS5JS (8' 5-1/2")			10' 6-3/4"	11' 5-1/4"
2 Studs 8' 8-5/8" 2x6 SPF #2			5 Trimmers 8' 5-1/2" 2x6 SPF #2	
Exterior Sheathing: ZIP 7/16 OSB(10)			Start: Flush	End: Flush



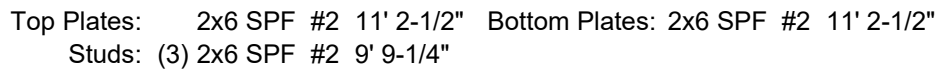
Panel #EX165 Length: 4' 3" Height: 9' 1-1/8" Diagonal: 9' 11-1/8"



Top Plates: 2x6 SPF #2 4' 3" Bottom Plates: 2x6 SPF #2 4' 3"
Studs: 2x6 SPF #2 8' 8-5/8"

Components & Subcomponents		Start	End
W1-3040 (6' 10")		@ Start	3' 6"
1 Stud	8' 8-5/8"	2x6 SPF #2	1 Trimmer 6' 10" 2x6 SPF #2
1 Stud	8' 8-5/8"	2x6 SPF #2	1 Trimmer 6' 10" 2x6 SPF #2
2 Headers	3' 3"	2x8 SPF #2	1 Header Sill 3' 3" 2x6 SPF #2
1 Window Sill	3' 0"	2x6 SPF #2	1 Header Shim 3' 0" 2x6 SPF #2
5 Header Cripples	1' 1-7/8"	2x6 SPF #2	4 Sill Cripples 2' 7" 2x6 SPF #2

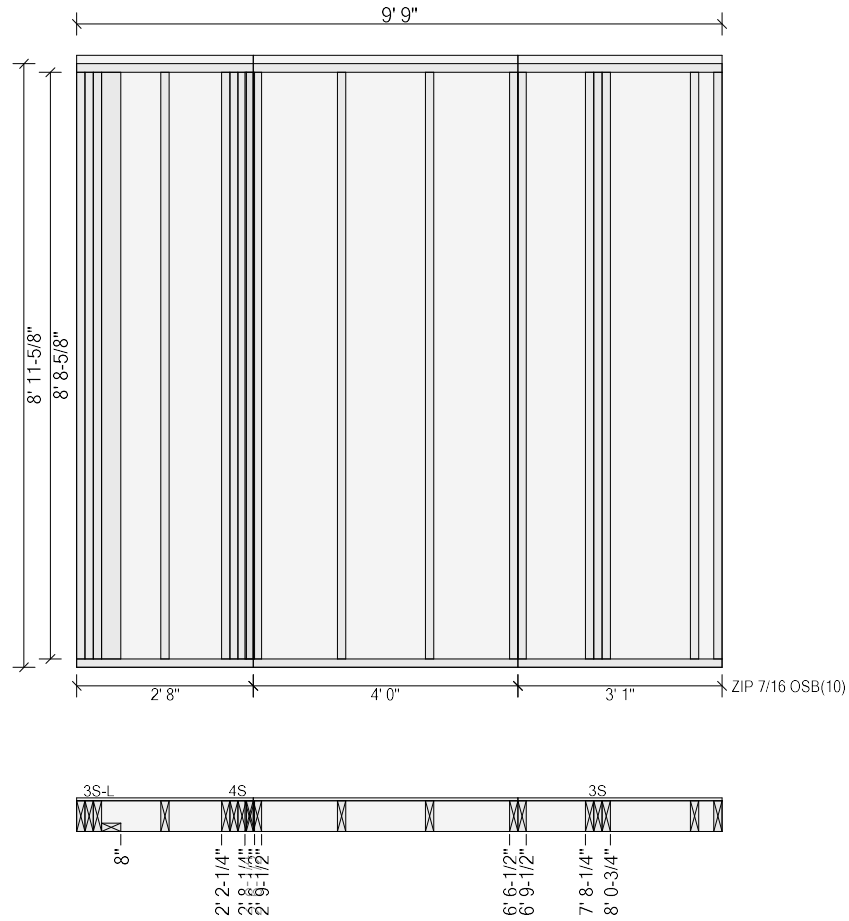
Exterior Sheathing: ZIP 7/16 OSB(10) Start: Flush End: Flush



Exterior Sheathing: ZIP 7/16 OSB(12) Start: Flush End: Flush



Panel #EX167 Length: 9' 9" Height: 9' 1-1/8" First Stud Face @1' 3-1/4" (1' 4" o.c.) Diagonal: 13' 3"

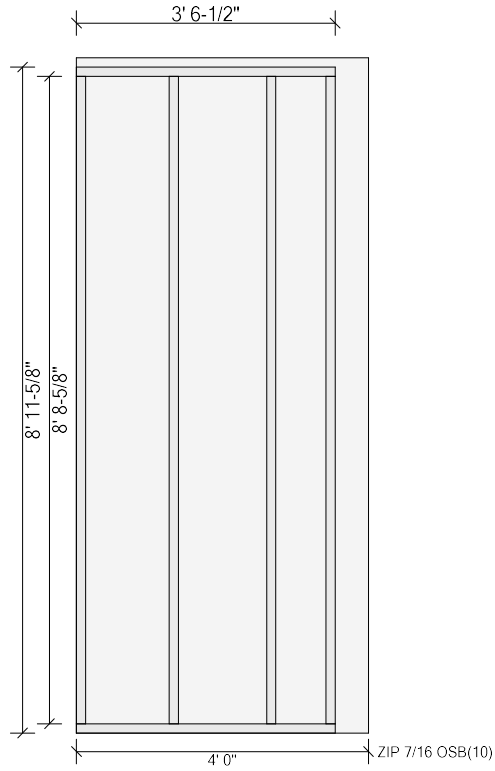


Top Plates: 2x6 SPF #2 9' 9" Bottom Plates: 2x6 SPF #2 9' 9"
Studs: (5) 2x6 SPF #2 8' 8-5/8"

Components & Subcomponents	Start	End
3S-L (2x4 Dn)	@ Start	8"
3 Studs 8' 8-5/8" 2x6		1 Stud 8' 8-5/8" 2x4 SPF #2
4S	2' 2-1/4"	2' 8-1/4"
4 Studs 8' 8-5/8" 2x6 SPF #2		
(2) 2x6 SPF #2	2' 6-1/2"	2' 9-1/2"
2 Studs 8' 8-5/8" 2x6 SPF #2		
(2) 2x6 SPF #2	6' 6-1/2"	6' 9-1/2"
2 Studs 8' 8-5/8" 2x6 SPF #2		
3S	7' 8-1/4"	8' 0-3/4"
3 Studs 8' 8-5/8" 2x6 SPF #2		
Exterior Sheathing: ZIP 7/16 OSB(10)	Start: Flush	End: Flush



Panel #EX168 Length: 3' 6-1/2" Height: 9' 1-1/8" First Stud Face @1' 3-1/4" (1' 4" o.c.) Diagonal: 9' 7-11/16"

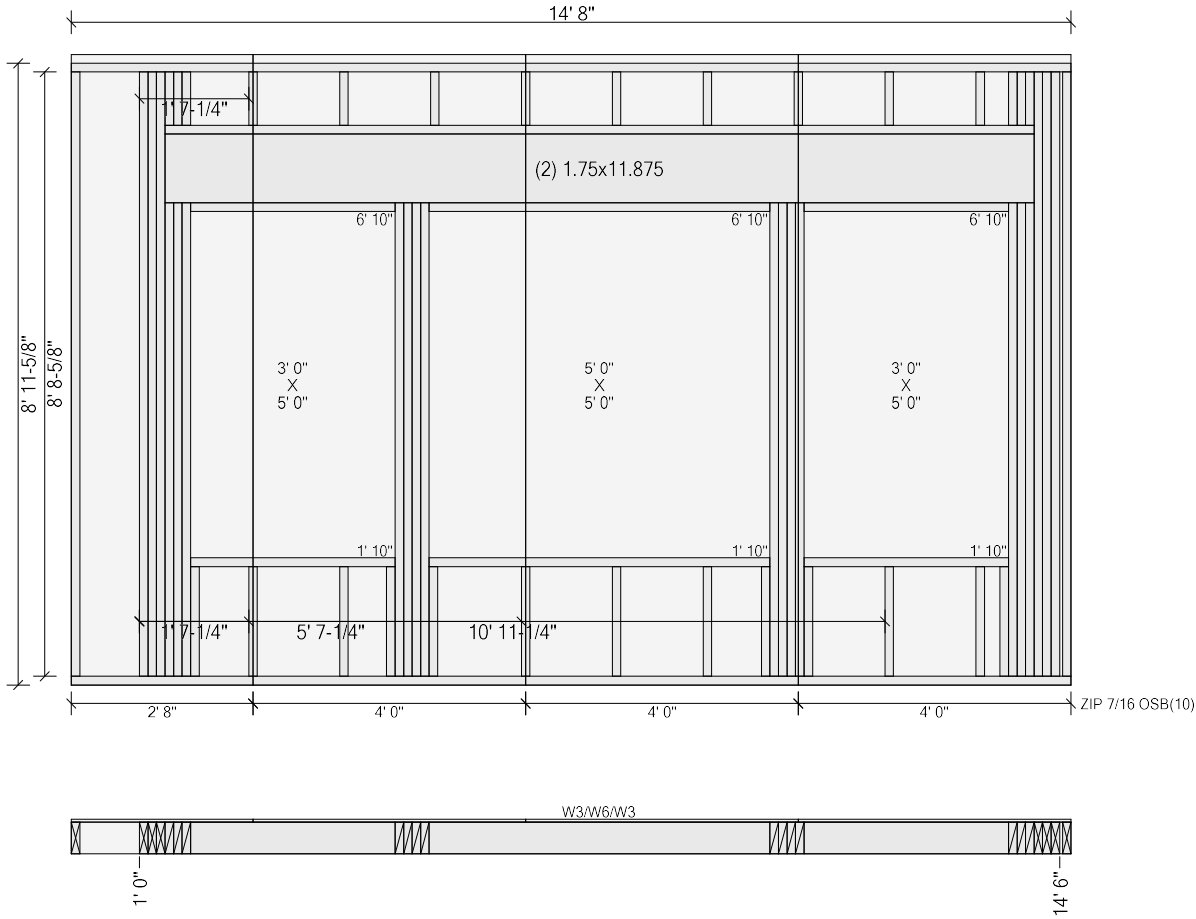


Top Plates: 2x6 SPF #2 3' 6-1/2" Bottom Plates: 2x6 SPF #2 3' 6-1/2"
Studs: (4) 2x6 SPF #2 8' 8-5/8"

Exterior Sheathing: ZIP 7/16 OSB(10) Start: Flush End: Fly 5-1/2"



Panel #EX169 Length: 14' 8" Height: 9' 1-1/8" Diagonal: 17' 2-5/16"



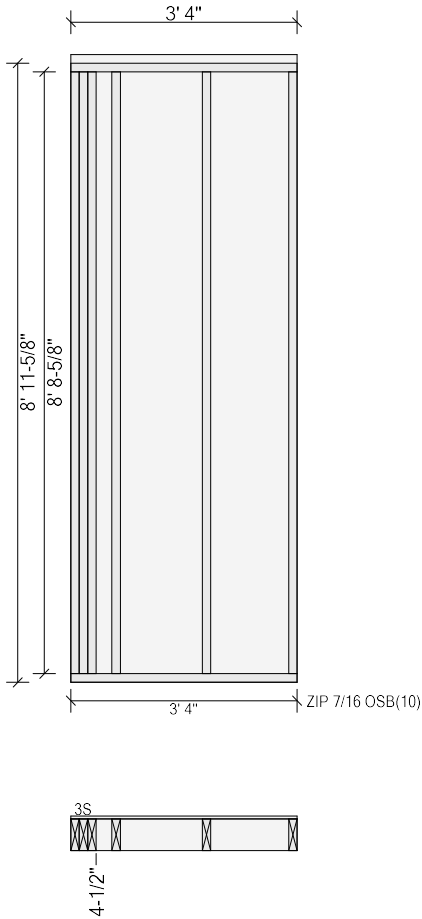
Top Plates: 2x6 SPF #2 14' 8" Bottom Plates: 2x6 SPF #2 14' 8"
Studs: (2) 2x6 SPF #2 8' 8-5/8"

Components & Subcomponents		Start	End
W3/W6/W3 (6' 10")		1' 0"	14' 6"
3 Studs	8' 8-5/8" 2x6 SPF #2	3 Trimmers	6' 10" 2x6 SPF #2
3 Studs	8' 8-5/8" 2x6 SPF #2	4 Trimmers	6' 10" 2x6
2 Headers	12' 9" 1.75x11.875 LVL	4 Trimmers	6' 10" 2x6
1 Window Sill	3' 0" 2x6 SPF #2	3 Trimmers	6' 10" 2x6 SPF #2
1 Window Sill	5' 0" 2x6 SPF #2	1 Header Sill	12' 9" 2x6 SPF #2
1 Window Sill	3' 0" 2x6 SPF #2	1 Header Shim	3' 0" 2x6 SPF #2
15 Header Cripples	9-1/4" 2x6 SPF #2	4 Sill Cripples	1' 7" 2x6 SPF #2
5 Sill Cripples	1' 7" 2x6 SPF #2	4 Sill Cripples	1' 7" 2x6 SPF #2
1 Header Shim	3' 0" 2x6 SPF #2	1 Header Shim	5' 0" 2x6 SPF #2

Exterior Sheathing: ZIP 7/16 OSB(10) Start: Flush End: Flush



Panel #EX170 Length: 3' 4" Height: 9' 1-1/8" First Stud Face @7-1/4" (1' 4" o.c.) Diagonal: 9' 6-13/16"

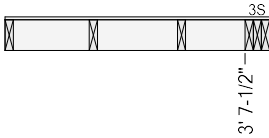
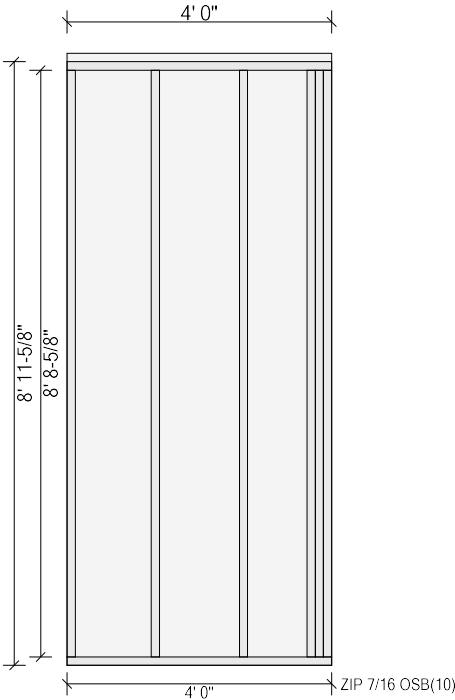


Top Plates: 2x6 SPF #2 3' 4" Bottom Plates: 2x6 SPF #2 3' 4"
Studs: (3) 2x6 SPF #2 8' 8-5/8"

Components & Subcomponents	Start	End
3S	@ Start	4-1/2"
3 Studs 8' 8-5/8" 2x6 SPF #2		
Exterior Sheathing: ZIP 7/16 OSB(10)	Start: Flush	End: Flush



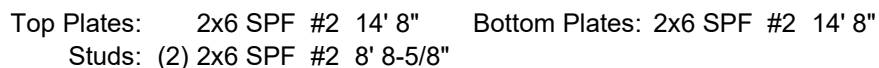
Panel #EX171 Length: 4' 0" Height: 9' 1-1/8" First Stud Face @1' 3-1/4" (1' 4" o.c.) Diagonal: 9' 9-13/16"



Top Plates: 2x6 SPF #2 4' 0" Bottom Plates: 2x6 SPF #2 4' 0"
Studs: (3) 2x6 SPF #2 8' 8-5/8"

Components & Subcomponents	Start	End
3S	3' 7-1/2"	@ End
3 Studs 8' 8-5/8" 2x6 SPF #2		

Exterior Sheathing: ZIP 7/16 OSB(10) Start: Flush End: Flush

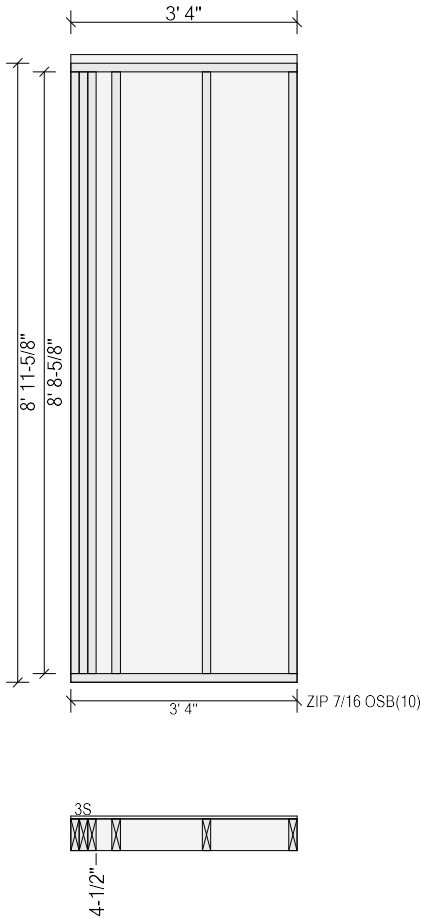


Components & Subcomponents		Start	End
W3/W6/W3 (6' 10")		11"	14' 5"
3 Studs	8' 8-5/8" 2x6 SPF #2	3 Trimmers	6' 10" 2x6 SPF #2
3 Studs	8' 8-5/8" 2x6 SPF #2	4 Trimmers	6' 10" 2x6
2 Headers	12' 9" 1.75x11.875 LVL 2.0	4 Trimmers	6' 10" 2x6
1 Window Sill	3' 0" 2x6 SPF #2	3 Trimmers	6' 10" 2x6 SPF #2
1 Window Sill	5' 0" 2x6 SPF #2	1 Header Sill	12' 9" 2x6 SPF #2
1 Window Sill	3' 0" 2x6 SPF #2	1 Header Shim	3' 0" 2x6 SPF #2
15 Header Cripples	9-1/4" 2x6 SPF #2	4 Sill Cripples	1' 7" 2x6 SPF #2
5 Sill Cripples	1' 7" 2x6 SPF #2	4 Sill Cripples	1' 7" 2x6 SPF #2
1 Header Shim	3' 0" 2x6 SPF #2	1 Header Shim	5' 0" 2x6 SPF #2

Exterior Sheathing: ZIP 7/16 OSB(10) Start: Flush End: Flush



Panel #EX173 Length: 3' 4" Height: 9' 1-1/8" First Stud Face @7-1/4" (1' 4" o.c.) Diagonal: 9' 6-13/16"

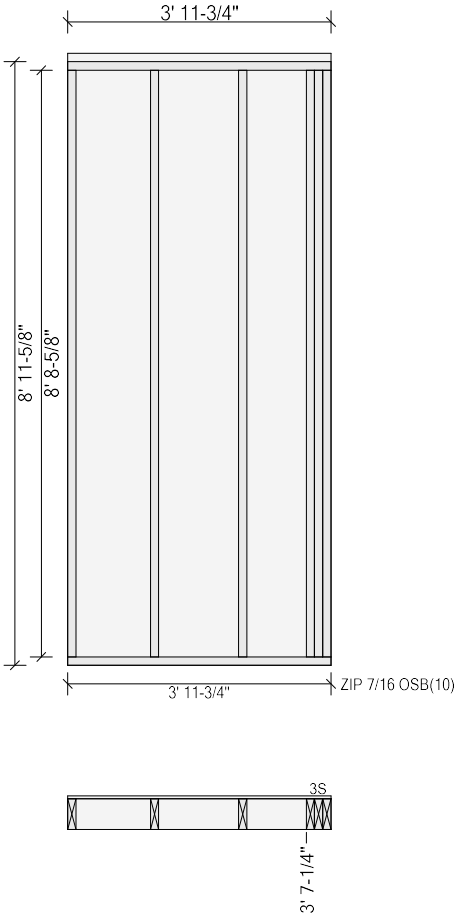


Top Plates: 2x6 SPF #2 3' 4" Bottom Plates: 2x6 SPF #2 3' 4"
Studs: (3) 2x6 SPF #2 8' 8-5/8"

Components & Subcomponents	Start	End
3S	@ Start	4-1/2"
3 Studs 8' 8-5/8" 2x6 SPF #2		
Exterior Sheathing: ZIP 7/16 OSB(10)	Start: Flush	End: Flush



Panel #EX174 Length: 3' 11-3/4" Height: 9' 1-1/8" First Stud Face @1' 3" (1' 4" o.c.) Diagonal: 9' 9-3/4"



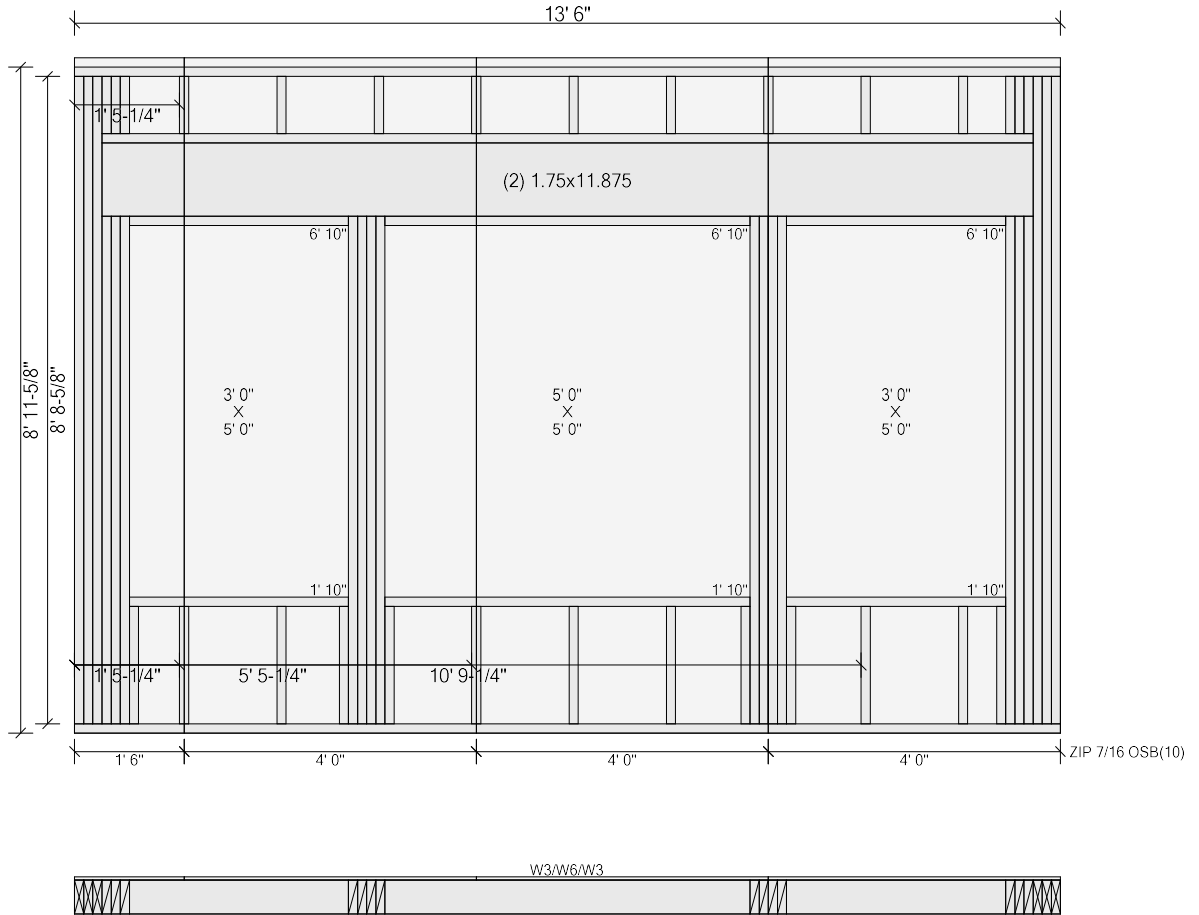
Top Plates: 2x6 SPF #2 3' 11-3/4" Bottom Plates: 2x6 SPF #2 3' 11-3/4"
Studs: (3) 2x6 SPF #2 8' 8-5/8"

Components & Subcomponents	Start	End
3S	3' 7-1/4"	@ End
3 Studs 8' 8-5/8" 2x6 SPF #2		

Exterior Sheathing: ZIP 7/16 OSB(10) Start: Flush End: Flush



Panel #EX175 Length: 13' 6" Height: 9' 1-1/8" Diagonal: 16' 2-1/2"



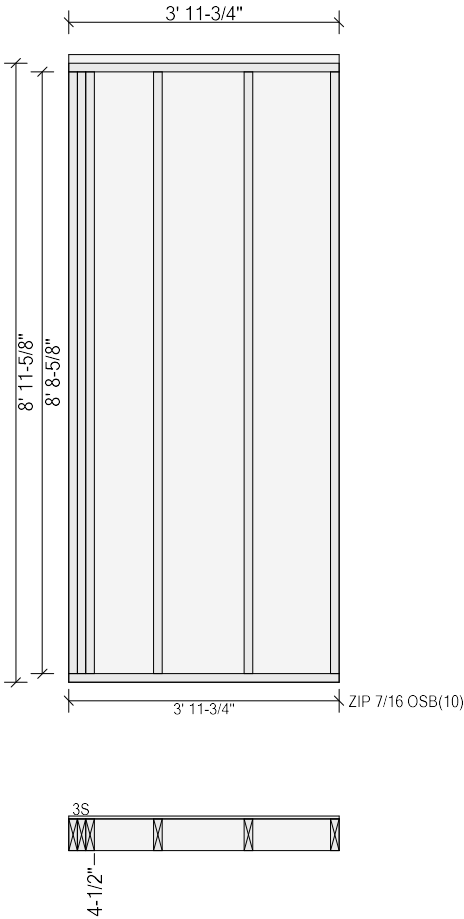
Top Plates: 2x6 SPF #2 13' 6" Bottom Plates: 2x6 SPF #2 13' 6"

Components & Subcomponents			Start	End
W3/W6/W3 (6' 10")			@ Start	@ End
3 Studs	8' 8-5/8"	2x6 SPF #2	3 Trimmers	6' 10" 2x6 SPF #2
3 Studs	8' 8-5/8"	2x6 SPF #2	4 Trimmers	6' 10" 2x6
2 Headers	12' 9"	1.75x11.875 LVL	2 Trimmers	6' 10" 2x6
1 Window Sill	3' 0"	2x6 SPF #2	3 Trimmers	6' 10" 2x6 SPF #2
1 Window Sill	5' 0"	2x6 SPF #2	1 Header Sill	12' 9" 2x6 SPF #2
1 Window Sill	3' 0"	2x6 SPF #2	1 Header Shim	3' 0" 2x6 SPF #2
15 Header Cripples	9-1/4"	2x6 SPF #2	4 Sill Cripples	1' 7" 2x6 SPF #2
5 Sill Cripples	1' 7"	2x6 SPF #2	4 Sill Cripples	1' 7" 2x6 SPF #2
1 Header Shim	3' 0"	2x6 SPF #2	1 Header Shim	5' 0" 2x6 SPF #2

Exterior Sheathing: ZIP 7/16 OSB(10) Start: Flush End: Flush



Panel #EX176 Length: 3' 11-3/4" Height: 9' 1-1/8" First Stud Face @1' 3" (1' 4" o.c.) Diagonal: 9' 9-3/4"



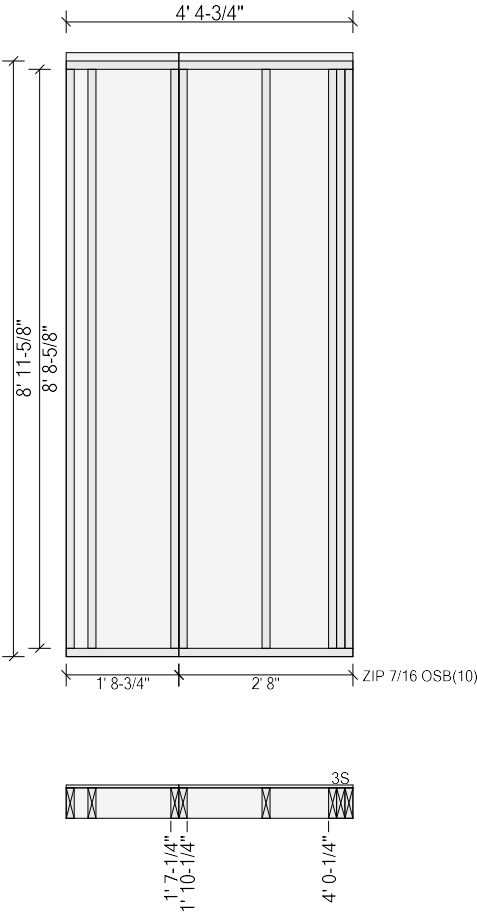
Top Plates: 2x6 SPF #2 3' 11-3/4" Bottom Plates: 2x6 SPF #2 3' 11-3/4"
Studs: (3) 2x6 SPF #2 8' 8-5/8"

Components & Subcomponents	Start	End
3S	@ Start	4-1/2"
3 Studs 8' 8-5/8" 2x6 SPF #2		

Exterior Sheathing: ZIP 7/16 OSB(10) Start: Flush End: Flush



Panel #EX177 Length: 4' 4-3/4" Height: 9' 1-1/8" First Stud Face @4" (1' 4" o.c.) Diagonal: 9' 11-7/8"



Top Plates: 2x6 SPF #2 4' 4-3/4" Bottom Plates: 2x6 SPF #2 4' 4-3/4"
Studs: (3) 2x6 SPF #2 8' 8-5/8"

Components & Subcomponents	Start	End
(2) 2x6 SPF #2	1' 7-1/4"	1' 10-1/4"
2 Studs 8' 8-5/8" 2x6 SPF #2		
3S	4' 0-1/4"	@ End
3 Studs 8' 8-5/8" 2x6 SPF #2		

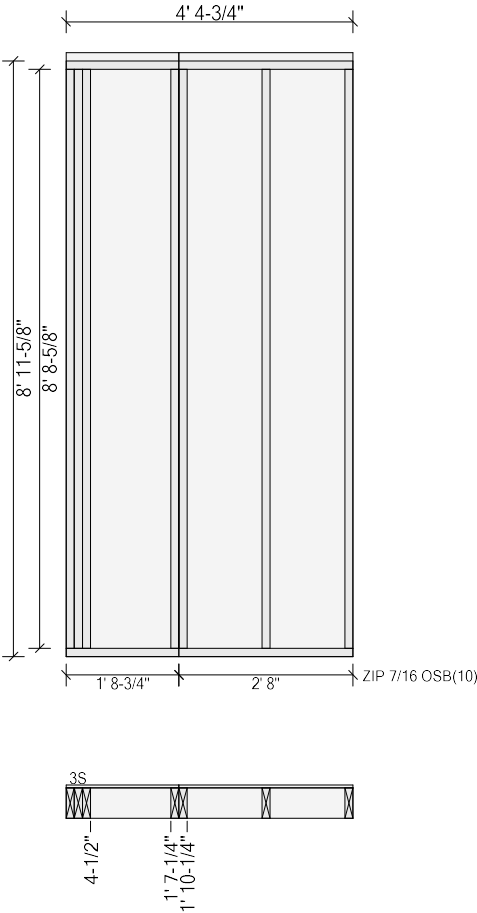
Exterior Sheathing: ZIP 7/16 OSB(10) Start: Flush End: Flush



Exterior Sheathing: ZIP 7/16 OSB(10) Start: Flush End: Flush



Panel #EX179 Length: 4' 4-3/4" Height: 9' 1-1/8" First Stud Face @3' 0" (1' 4" o.c.) Diagonal: 9' 11-7/8"

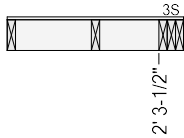
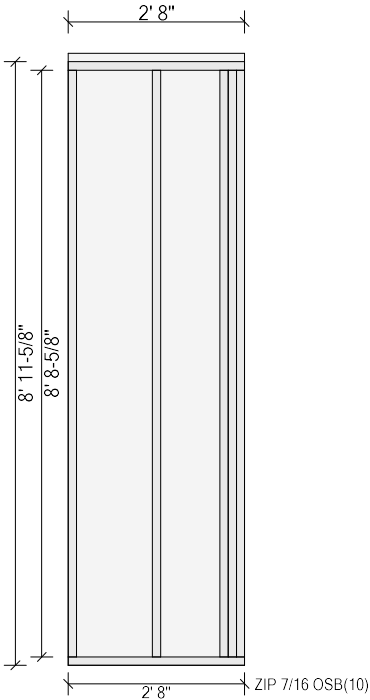


Top Plates: 2x6 SPF #2 4' 4-3/4" Bottom Plates: 2x6 SPF #2 4' 4-3/4"
Studs: (2) 2x6 SPF #2 8' 8-5/8"

Components & Subcomponents	Start	End
3S	@ Start	4-1/2"
3 Studs 8' 8-5/8" 2x6 SPF #2		
(2) 2x6 SPF #2	1' 7-1/4"	1' 10-1/4"
2 Studs 8' 8-5/8" 2x6 SPF #2		
Exterior Sheathing: ZIP 7/16 OSB(10)	Start: Flush	End: Flush



Panel #EX180 Length: 2' 8" Height: 9' 1-1/8" First Stud Face @1' 3-1/4" (1' 4" o.c.) Diagonal: 9' 4-5/16"



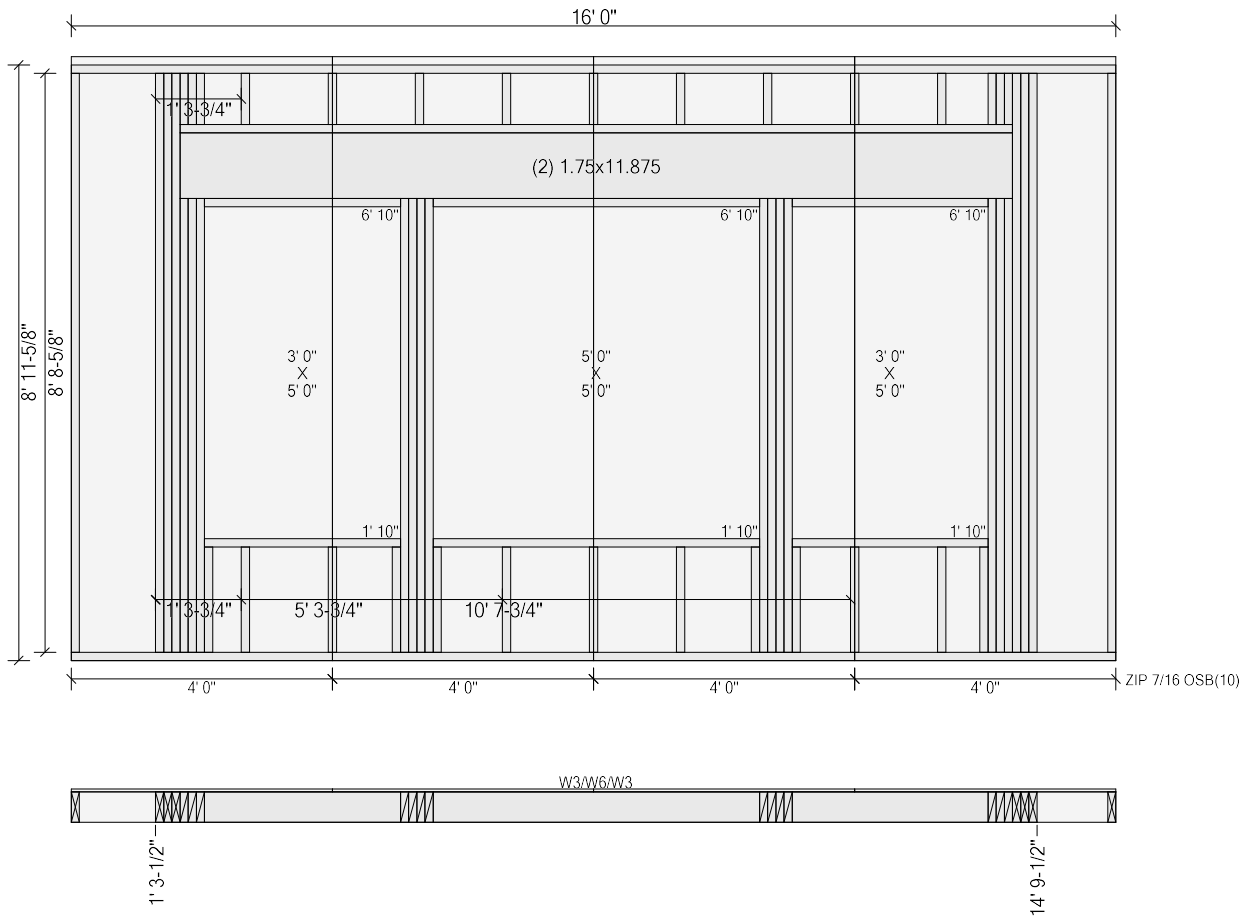
Top Plates: 2x6 SPF #2 2' 8" Bottom Plates: 2x6 SPF #2 2' 8"
Studs: (2) 2x6 SPF #2 8' 8-5/8"

Components & Subcomponents	Start	End
3S	2' 3-1/2"	@ End
3 Studs 8' 8-5/8" 2x6 SPF #2		

Exterior Sheathing: ZIP 7/16 OSB(10) Start: Flush End: Flush

←

Panel #EX181 Length: 16' 0" Height: 9' 1-1/8" Diagonal: 18' 4-1/8"



Top Plates: 2x6 SPF #2 16' 0" Bottom Plates: 2x6 SPF #2 16' 0"

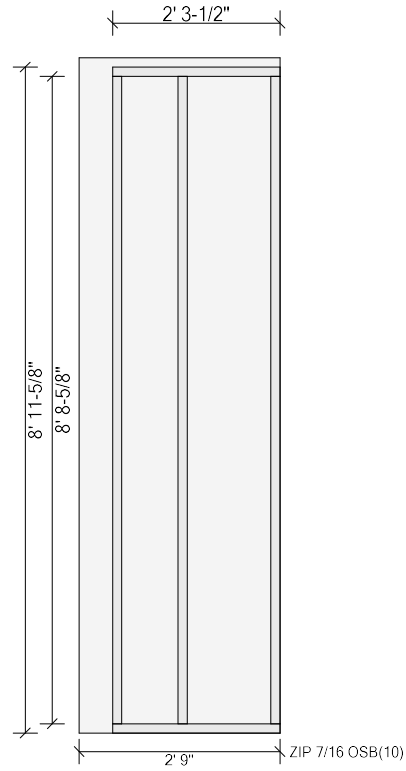
Studs: (2) 2x6 SPF #2 8' 8-5/8"

Components & Subcomponents		Start	End
W3/W6/W3 (6' 10")		1' 3-1/2"	14' 9-1/2"
3 Studs	8' 8-5/8" 2x6 SPF #2	3 Trimmers	6' 10" 2x6 SPF #2
3 Studs	8' 8-5/8" 2x6 SPF #2	4 Trimmers	6' 10" 2x6
2 Headers	12' 9" 1.75x11.875 LVL	4 Trimmers	6' 10" 2x6
1 Window Sill	3' 0" 2x6 SPF #2	3 Trimmers	6' 10" 2x6 SPF #2
1 Window Sill	5' 0" 2x6 SPF #2	1 Header Sill	12' 9" 2x6 SPF #2
1 Window Sill	3' 0" 2x6 SPF #2	1 Header Shim	3' 0" 2x6 SPF #2
15 Header Cripples	9-1/4" 2x6 SPF #2	4 Sill Cripples	1' 7" 2x6 SPF #2
5 Sill Cripples	1' 7" 2x6 SPF #2	4 Sill Cripples	1' 7" 2x6 SPF #2
1 Header Shim	3' 0" 2x6 SPF #2	1 Header Shim	5' 0" 2x6 SPF #2

Exterior Sheathing: ZIP 7/16 OSB(10) Start: Flush End: Flush



Panel #EX182 Length: 2' 3-1/2" Height: 9' 1-1/8" First Stud Face @10-3/4" (1' 4" o.c.) Diagonal: 9' 3-1/16"

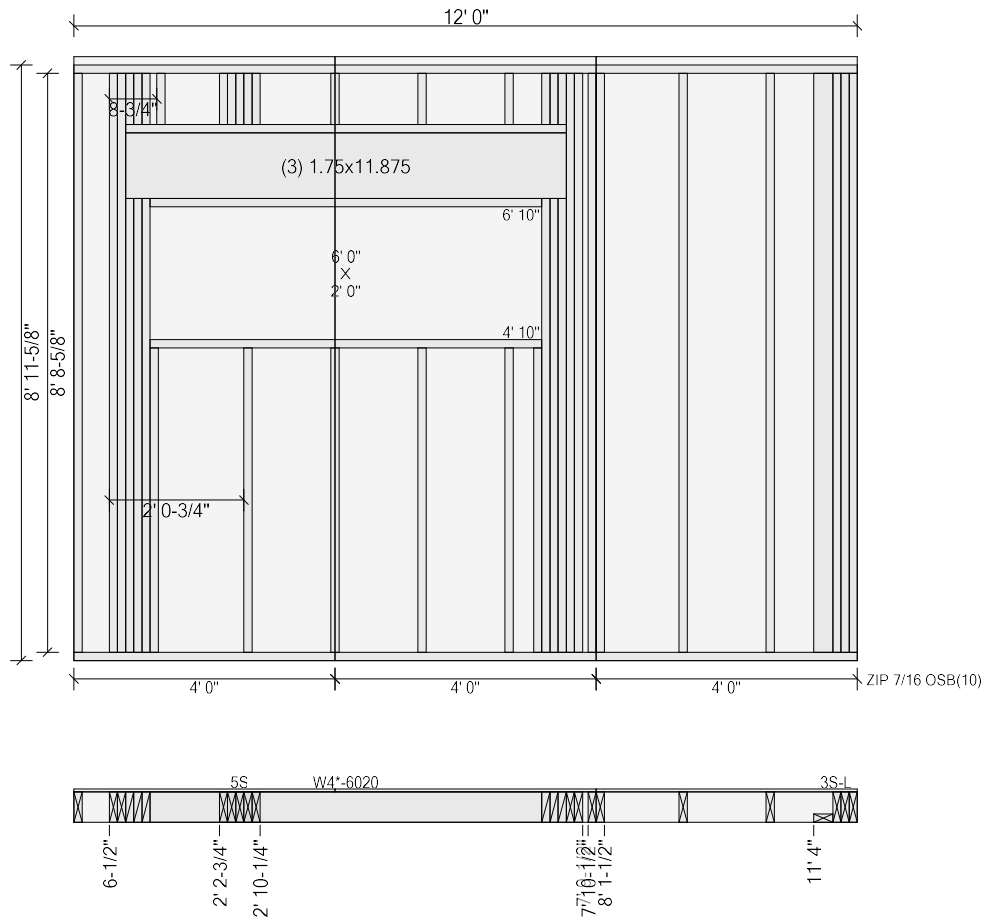


Top Plates: 2x6 SPF #2 2' 3-1/2" Bottom Plates: 2x6 SPF #2 2' 3-1/2"
Studs: (3) 2x6 SPF #2 8' 8-5/8"

Exterior Sheathing: ZIP 7/16 OSB(10) Start: Fly 5-1/2" End: Flush



Panel #EX183 Length: 12' 0" Height: 9' 1-1/8" First Stud Face @9' 3-1/4" (1' 4" o.c.) Diagonal: 14' 11-3/4"




Top Plates: 2x6 SPF #2 12' 0" Bottom Plates: 2x6 SPF #2 12' 0"
Studs: (3) 2x6 SPF #2 8' 8-5/8"

Components & Subcomponents	Start	End
5S	2' 2-3/4"	2' 10-1/4"
5 Studs 9-1/4" 2x6 SPF #2		
W4*-6020 (6' 10")	6-1/2"	7' 9-1/2"
2 Studs 8' 8-5/8" 2x6 SPF #2	3 Trimmers 6' 10" 2x6 SPF #2	
2 Studs 8' 8-5/8" 2x6 SPF #2	3 Trimmers 6' 10" 2x6 SPF #2	
3 Headers 6' 9" 1.75x11.875 LVL 2.0	1 Header Sill 6' 9" 2x6 SPF #2	
1 Window Sill 6' 0" 2x6 SPF #2	1 Header Shim 6' 0" 2x6 SPF #2	
10 Header Cripples 9-1/4" 2x6 SPF #2	6 Sill Cripples 4' 7" 2x6 SPF #2	
(2) 2x6 SPF #2	7' 10-1/2"	8' 1-1/2"
2 Studs 8' 8-5/8" 2x6 SPF #2		
3S-L (2x4 Dn)	11' 4"	@ End
1 Stud 8' 8-5/8" 2x4 SPF #2	3 Studs 8' 8-5/8" 2x6	
Exterior Sheathing: ZIP 7/16 OSB(10)	Start: Flush	End: Flush



Panel #EX184 Length: 12' 0" Height: 9' 1-1/8" First Stud Face @1' 3-1/4" (1' 4" o.c.) Diagonal: 14' 11-3/4"




Top Plates: 2x6 SPF #2 12' 0" Bottom Plates: 2x6 SPF #2 12' 0"
Studs: (6) 2x6 SPF #2 8' 8-5/8"

Components & Subcomponents	Start	End
5S	2' 5-1/4"	3' 0-3/4"
5 Studs 8' 8-5/8" 2x6 SPF #2		
2S	3' 0-3/4"	3' 3-3/4"
2 Studs 8' 8-5/8" 2x6 SPF #2		
(2) 2x6 SPF #2	3' 10-1/2"	4' 1-1/2"
2 Studs 8' 8-5/8" 2x6 SPF #2		
4S	5' 3-1/2"	5' 9-1/2"
4 Studs 8' 8-5/8" 2x6 SPF #2		
(2) 2x6 SPF #2	7' 10-1/2"	8' 1-1/2"
2 Studs 8' 8-5/8" 2x6 SPF #2		
Exterior Sheathing: ZIP 7/16 OSB(10)	Start: Flush	End: Flush



Panel #EX185 Length: 15' 7" Height: 9' 1-1/8" First Stud Face @2' 2-1/4" (1' 4" o.c.) Diagonal: 17' 11-3/4"

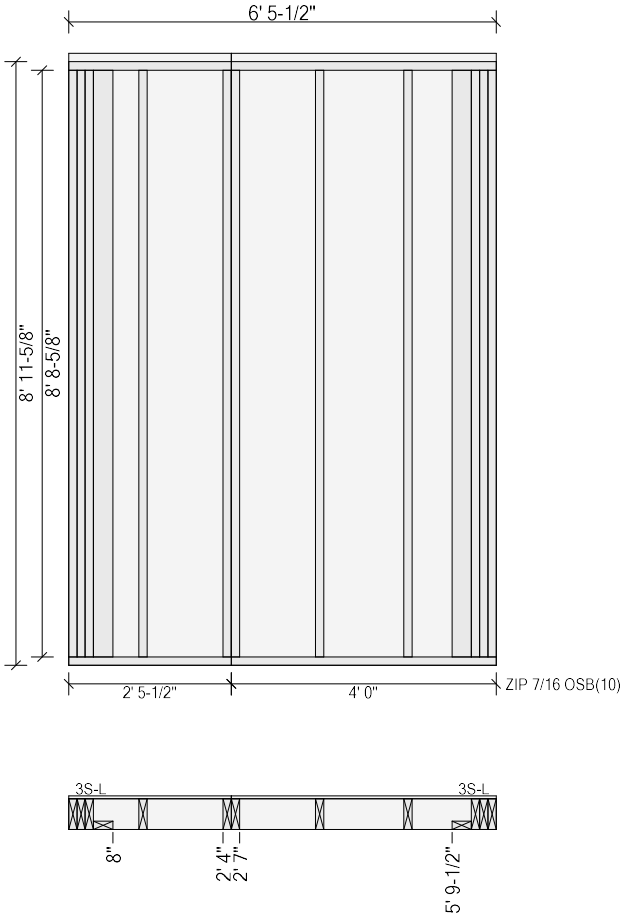


Top Plates: 2x6 SPF #2 15' 7" Bottom Plates: 2x6 SPF #2 15' 7"
Studs: (6) 2x6 SPF #2 8' 8-5/8"

Components & Subcomponents	Start	End
(2) 2x6 SPF #2	9'-1/2"	1' 0-1/2"
2 Studs 8' 8-5/8" 2x6 SPF #2		
BPS5JS (8' 5-1/2")	2' 11-1/4"	3' 9-3/4"
2 Studs 8' 8-5/8" 2x6 SPF #2		5 Trimmers 8' 5-1/2" 2x6 SPF #2
2X6 L (2x6 Dn)	5' 1-1/4"	5' 8-1/4"
2 Studs 8' 8-5/8" 2x6 SPF #2		
4S	6' 2-1/4"	6' 8-1/4"
4 Studs 8' 8-5/8" 2x6 SPF #2		
(2) 2x6 SPF #2	7' 5-1/2"	7' 8-1/2"
2 Studs 8' 8-5/8" 2x6 SPF #2		
W5-2040sh (6' 10")	8' 0-1/2"	11' 0-1/2"
3 Studs 8' 8-5/8" 2x6 SPF #2		1 Trimmer 6' 10" 2x6 SPF #2
3 Studs 8' 8-5/8" 2x6 SPF #2		1 Trimmer 6' 10" 2x6 SPF #2
2 Headers 2' 3" 2x8 SPF #2		1 Header Sill 2' 3" 2x6 SPF #2
1 Window Sill 2' 0" 2x6 SPF #2		1 Header Shim 2' 0" 2x6 SPF #2
4 Header Cripples 1' 1-7/8" 2x6 SPF #2		4 Sill Cripples 2' 7" 2x6 SPF #2
(2) 2x6 SPF #2	11' 5-1/2"	11' 8-1/2"
2 Studs 8' 8-5/8" 2x6 SPF #2		
4S	11' 8-1/4"	12' 2-1/4"
4 Studs 8' 8-5/8" 2x6 SPF #2		
Exterior Sheathing: ZIP 7/16 OSB(10) Start: Fly 5-1/2" End: Flush		



Panel #EX186 Length: 6' 5-1/2" Height: 9' 1-1/8" First Stud Face @1' 0-3/4" (1' 4" o.c.) Diagonal: 11' 0-5/8"

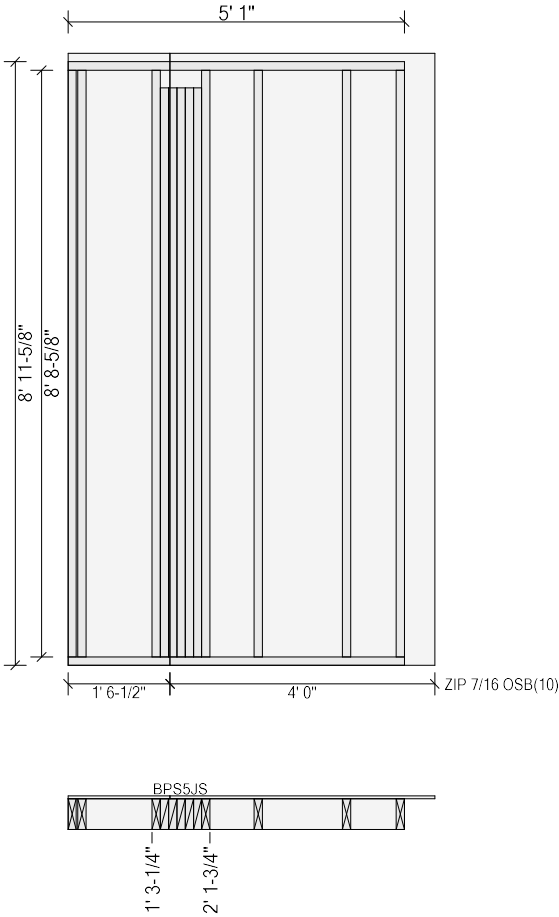


Top Plates: 2x6 SPF #2 6' 5-1/2" Bottom Plates: 2x6 SPF #2 6' 5-1/2"
Studs: (3) 2x6 SPF #2 8' 8-5/8"

Components & Subcomponents	Start	End
3S-L (2x4 Dn)	@ Start	8"
3 Studs 8' 8-5/8" 2x6		1 Stud 8' 8-5/8" 2x4 SPF #2
(2) 2x6 SPF #2	2' 4"	2' 7"
2 Studs 8' 8-5/8" 2x6 SPF #2		
3S-L (2x4 Dn)	5' 9-1/2"	@ End
1 Stud 8' 8-5/8" 2x4 SPF #2		3 Studs 8' 8-5/8" 2x6
Exterior Sheathing: ZIP 7/16 OSB(10)	Start: Flush	End: Flush



Panel #EX187 Length: 5' 1" Height: 9' 1-1/8" First Stud Face @1-3/4" (1' 4" o.c.) Diagonal: 10' 3-11/16"



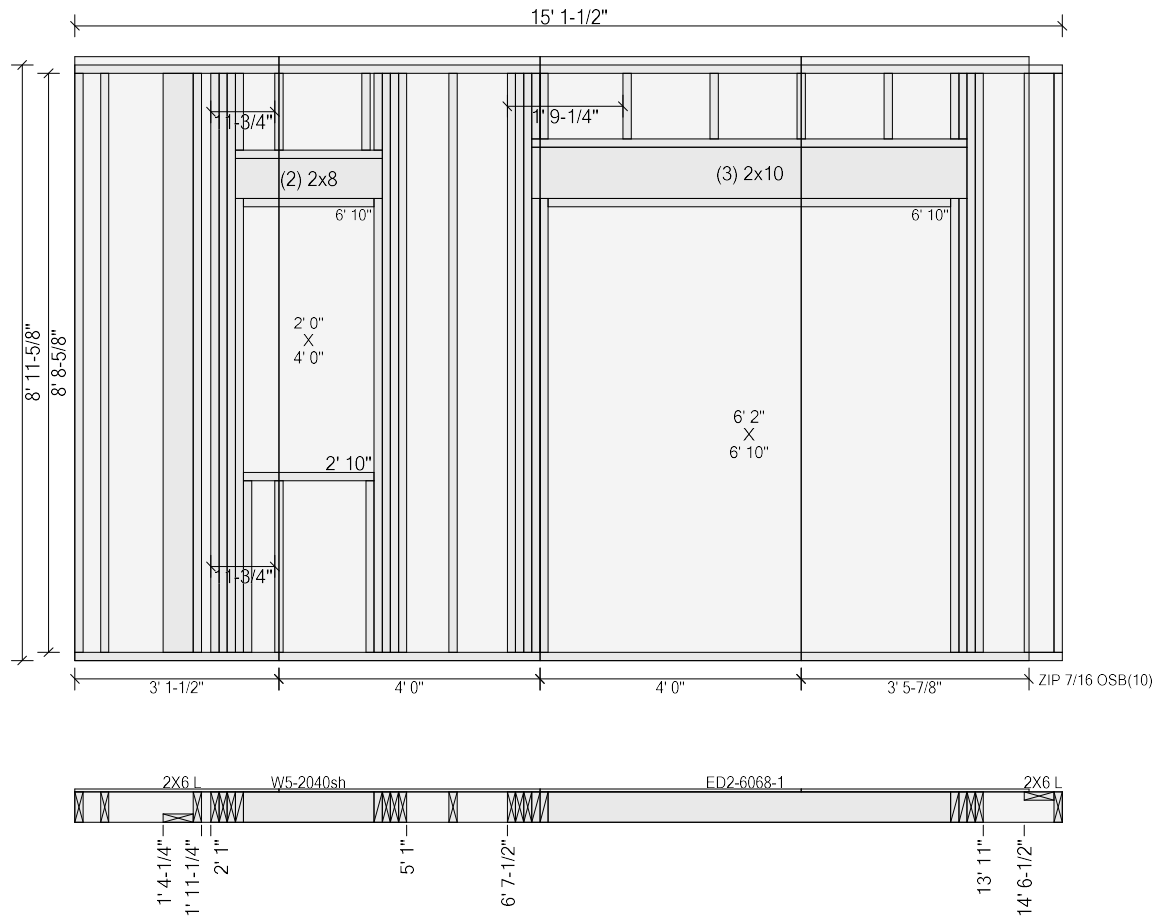
Top Plates: 2x6 SPF #2 5' 1" Bottom Plates: 2x6 SPF #2 5' 1"
Studs: (5) 2x6 SPF #2 8' 8-5/8"

Components & Subcomponents	Start	End
BPS5JS (8' 5-1/2")	1' 3-1/4"	2' 1-3/4"
2 Studs 8' 8-5/8" 2x6 SPF #2		5 Trimmers 8' 5-1/2" 2x6 SPF #2

Exterior Sheathing: ZIP 7/16 OSB(10) Start: Flush End: Fly 5-1/2"



Panel #EX188 Length: 15' 1-1/2" Height: 9' 1-1/8" First Stud Face @4-3/4" (1' 4" o.c.) Diagonal: 17' 7"

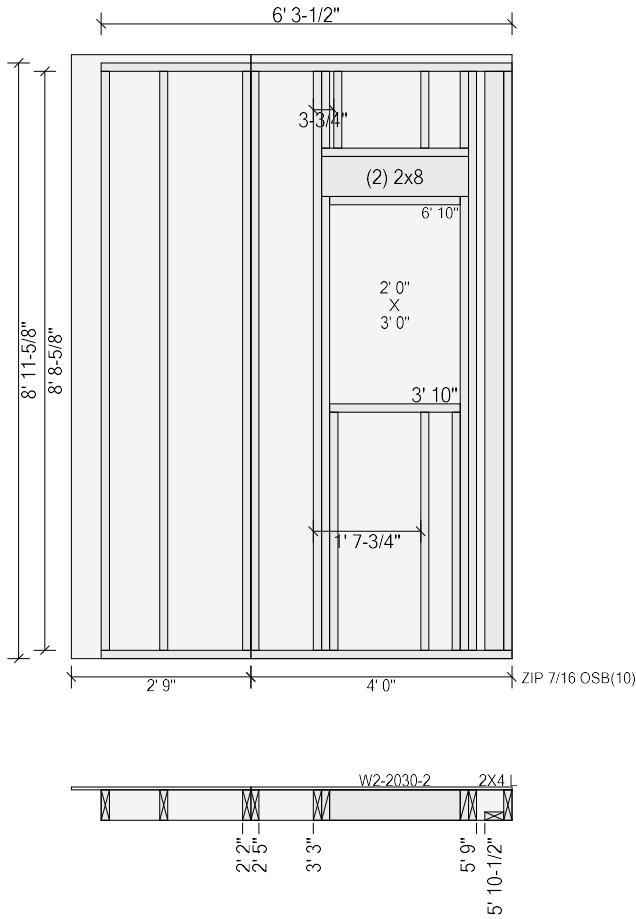


Top Plates: 2x6 SPF #2 15' 1-1/2" Bottom Plates: 2x6 SPF #2 15' 1-1/2"
Studs: (3) 2x6 SPF #2 8' 8-5/8"

Components & Subcomponents		Start	End
2X6 L (2x6 Dn)		1' 4-1/4"	1' 11-1/4"
2 Studs 8' 8-5/8" 2x6 SPF #2			
W5-2040sh (6' 10")		2' 1"	5' 1"
3 Studs	8' 8-5/8" 2x6 SPF #2	1 Trimmer	6' 10" 2x6 SPF #2
3 Studs	8' 8-5/8" 2x6 SPF #2	1 Trimmer	6' 10" 2x6 SPF #2
2 Headers	2' 3" 2x8 SPF #2	1 Header Sill	2' 3" 2x6 SPF #2
1 Window Sill	2' 0" 2x6 SPF #2	1 Header Shim	2' 0" 2x6 SPF #2
4 Header Cripples	1' 1-7/8" 2x6 SPF #2	3 Sill Cripples	2' 7" 2x6 SPF #2
ED2-6068-1 (6' 10")		6' 7-1/2"	13' 11"
2 Studs	8' 8-5/8" 2x6 SPF #2	2 Trimmers	6' 10" 2x6 SPF #2
3 Studs	8' 8-5/8" 2x6 SPF #2	2 Trimmers	6' 10" 2x6 SPF #2
3 Headers	6' 8" 2x10 SPF #2	1 Header Sill	6' 8" 2x6 SPF #2
8 Header Cripples	11-7/8" 2x6 SPF #2	1 Header Shim	6' 2" 2x6 SPF #2
2X6 L (2x6 Up)		14' 6-1/2"	@ End
2 Studs 8' 8-5/8" 2x6 SPF #2			
Exterior Sheathing: ZIP 7/16 OSB(10) Start: Flush End: Hold 6-1/8"			



Panel #EX189 Length: 6' 3-1/2" Height: 9' 1-1/8" First Stud Face @10-3/4" (1' 4" o.c.) Diagonal: 10' 11-7/16"



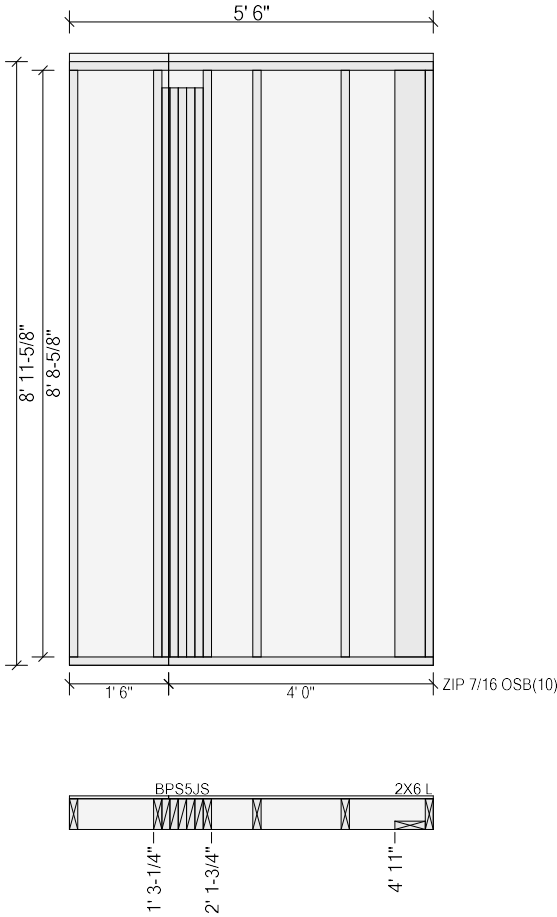
Top Plates: 2x6 SPF #2 6' 3-1/2" Bottom Plates: 2x6 SPF #2 6' 3-1/2"
Studs: (2) 2x6 SPF #2 8' 8-5/8"

Components & Subcomponents		Start	End
(2) 2x6 SPF #2		2' 2"	2' 5"
2 Studs 8' 8-5/8" 2x6 SPF #2			
W2-2030-2 (6' 10")		3' 3"	5' 9"
1 Stud	8' 8-5/8" 2x6 SPF #2	1 Trimmer	6' 10" 2x6 SPF #2
1 Stud	8' 8-5/8" 2x6 SPF #2	1 Trimmer	6' 10" 2x6 SPF #2
2 Headers	2' 3" 2x8 SPF #2	1 Header Sill	2' 3" 2x6 SPF #2
1 Window Sill	2' 0" 2x6 SPF #2	1 Header Shim	2' 0" 2x6 SPF #2
4 Header Cripples	1' 1-7/8" 2x6 SPF #2	3 Sill Cripples	3' 7" 2x6 SPF #2
2X4 L (2x4 Dn)		5' 10-1/2"	@ End
1 Stud 8' 8-5/8" 2x4 SPF #2		1 Stud 8' 8-5/8" 2x6 SPF #2	

Exterior Sheathing: ZIP 7/16 OSB(10) Start: Fly 5-1/2" End: Flush



Panel #EX190 Length: 5' 6" Height: 9' 1-1/8" First Stud Face @2' 9-1/4" (1' 4" o.c.) Diagonal: 10' 6-1/4"



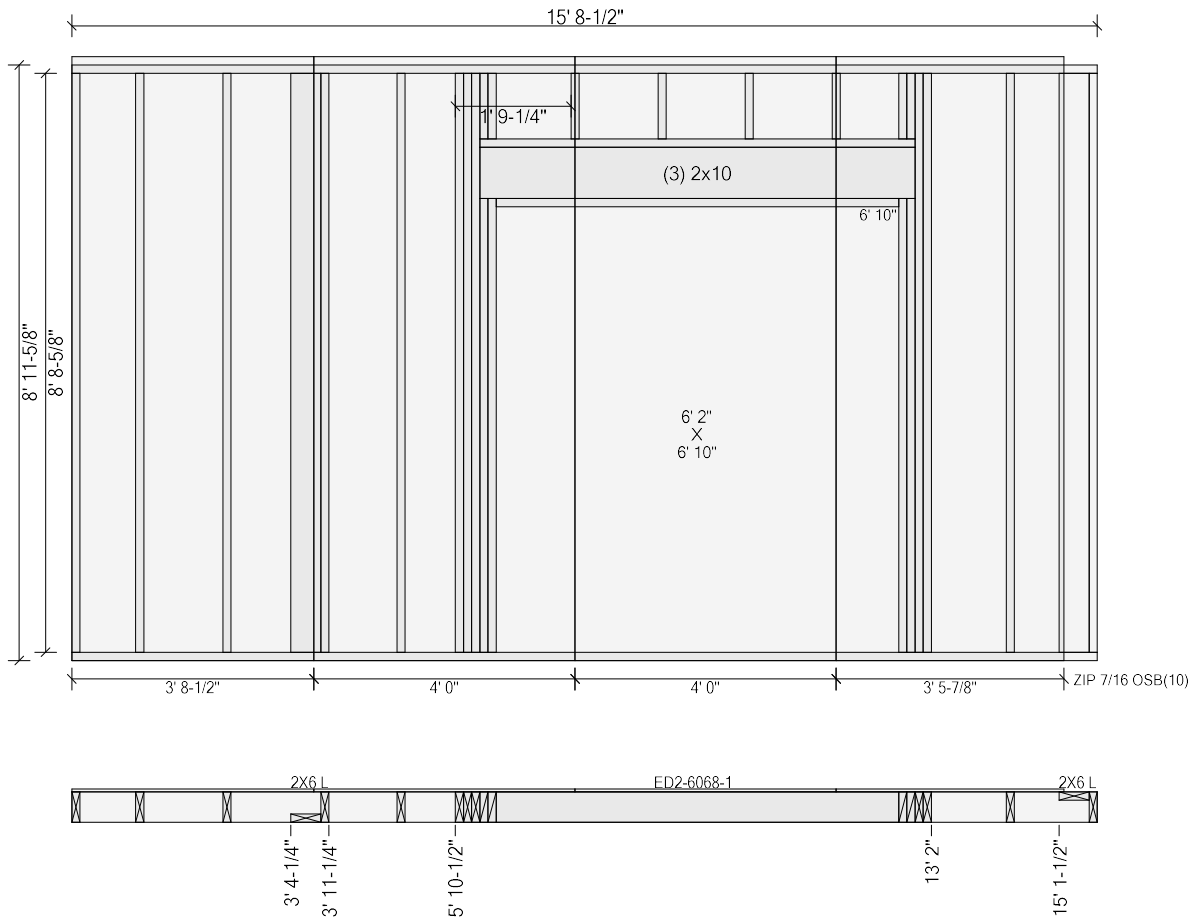
Top Plates: 2x6 SPF #2 5' 6" Bottom Plates: 2x6 SPF #2 5' 6"
Studs: (3) 2x6 SPF #2 8' 8-5/8"

Components & Subcomponents	Start	End
BPS5JS (8' 5-1/2")	1' 3-1/4"	2' 1-3/4"
2 Studs 8' 8-5/8" 2x6 SPF #2		5 Trimmers 8' 5-1/2" 2x6 SPF #2
2X6 L (2x6 Dn)	4' 11"	@ End
2 Studs 8' 8-5/8" 2x6 SPF #2		

Exterior Sheathing: ZIP 7/16 OSB(10) Start: Flush End: Flush



Panel #EX191 Length: 15' 8-1/2" Height: 9' 1-1/8" First Stud Face @11-3/4" (1' 4" o.c.) Diagonal: 18' 1-1/16"



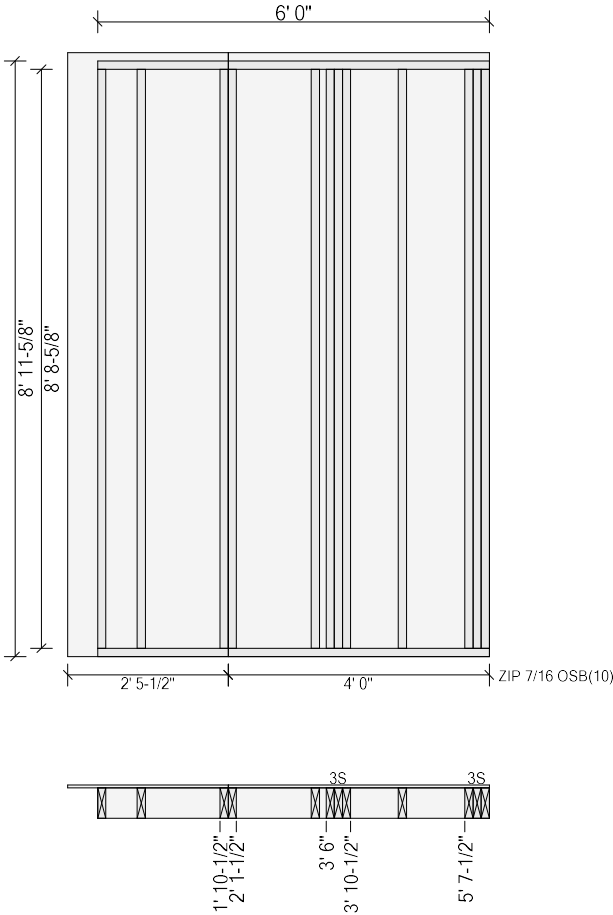
Top Plates: 2x6 SPF #2 15' 8-1/2" Bottom Plates: 2x6 SPF #2 15' 8-1/2"
Studs: (5) 2x6 SPF #2 8' 8-5/8"

Components & Subcomponents	Start	End
2X6 L (2x6 Dn)	3' 4-1/4"	3' 11-1/4"
2 Studs 8' 8-5/8" 2x6 SPF #2		
ED2-6068-1 (6' 10")	5' 10-1/2"	13' 2"
2 Studs 8' 8-5/8" 2x6 SPF #2	2 Trimmers 6' 10" 2x6 SPF #2	
3 Studs 8' 8-5/8" 2x6 SPF #2	2 Trimmers 6' 10" 2x6 SPF #2	
3 Headers 6' 8" 2x10 SPF #2	1 Header Sill 6' 8" 2x6 SPF #2	
8 Header Cripples 11-7/8" 2x6 SPF #2	1 Header Shim 6' 2" 2x6 SPF #2	
2X6 L (2x6 Up)	15' 1-1/2"	@ End
2 Studs 8' 8-5/8" 2x6 SPF #2		

Exterior Sheathing: ZIP 7/16 OSB(10) Start: Flush End: Hold 6-1/8"



Panel #EX192 Length: 6' 0" Height: 9' 1-1/8" First Stud Face @7-1/4" (1' 4" o.c.) Diagonal: 10' 9-1/2"



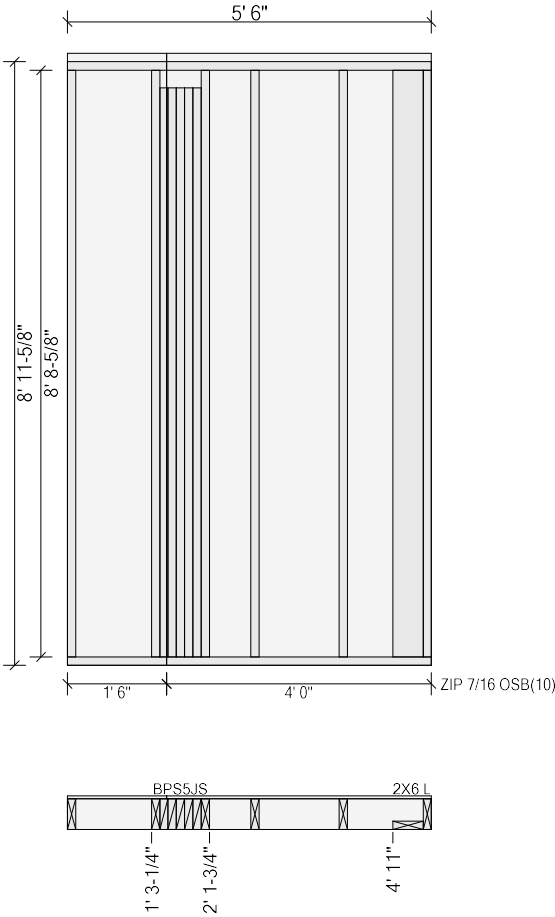
Top Plates: 2x6 SPF #2 6' 0" Bottom Plates: 2x6 SPF #2 6' 0"
Studs: (4) 2x6 SPF #2 8' 8-5/8"

Components & Subcomponents	Start	End
(2) 2x6 SPF #2	1' 10-1/2"	2' 1-1/2"
2 Studs 8' 8-5/8" 2x6 SPF #2		
3S	3' 6"	3' 10-1/2"
3 Studs 8' 8-5/8" 2x6 SPF #2		
3S	5' 7-1/2"	@ End
3 Studs 8' 8-5/8" 2x6 SPF #2		

Exterior Sheathing: ZIP 7/16 OSB(10) Start: Fly 5-1/2" End: Flush



Panel #EX193 Length: 5' 6" Height: 9' 1-1/8" First Stud Face @2' 9-1/4" (1' 4" o.c.) Diagonal: 10' 6-1/4"



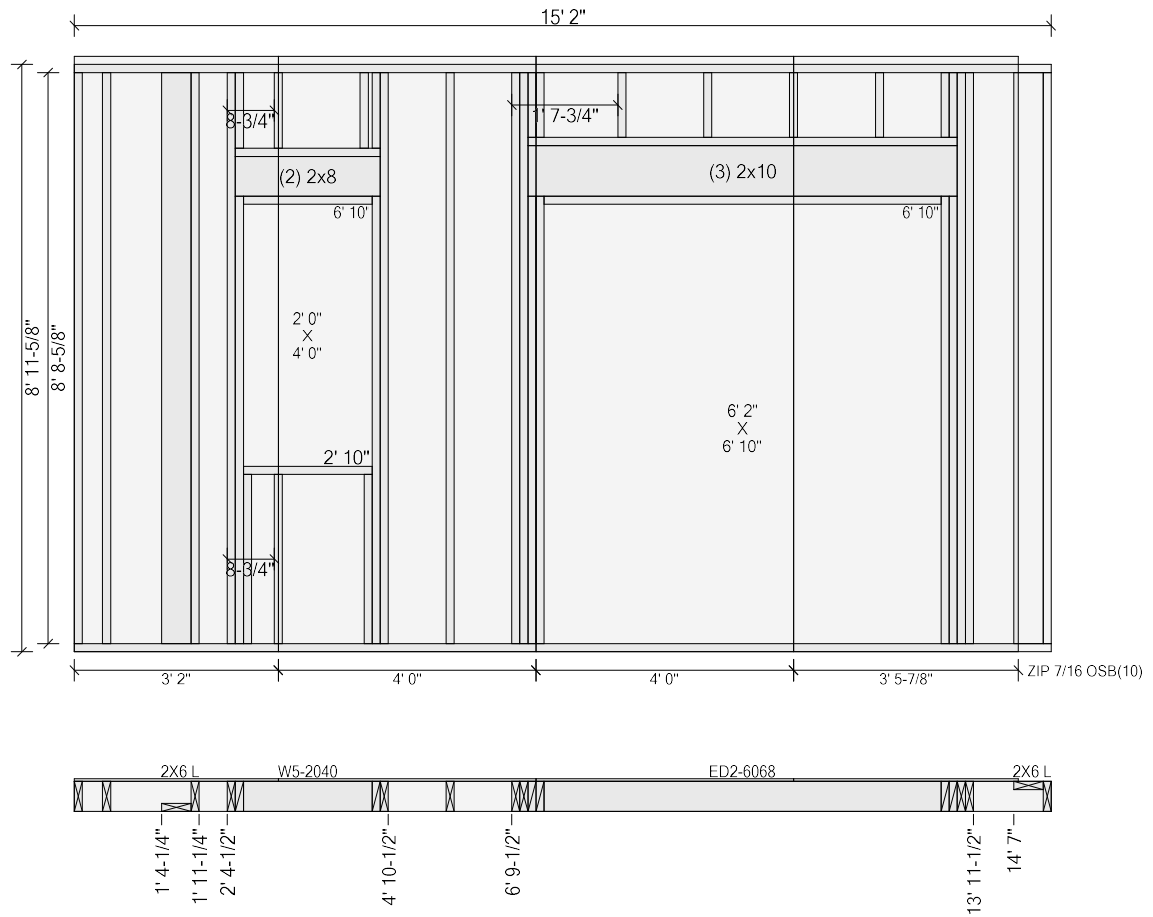
Top Plates: 2x6 SPF #2 5' 6" Bottom Plates: 2x6 SPF #2 5' 6"
Studs: (3) 2x6 SPF #2 8' 8-5/8"

Components & Subcomponents	Start	End
BPS5JS (8' 5-1/2")	1' 3-1/4"	2' 1-3/4"
2 Studs 8' 8-5/8" 2x6 SPF #2		5 Trimmers 8' 5-1/2" 2x6 SPF #2
2X6 L (2x6 Dn)	4' 11"	@ End
2 Studs 8' 8-5/8" 2x6 SPF #2		

Exterior Sheathing: ZIP 7/16 OSB(10) Start: Flush End: Flush



Panel #EX194 Length: 15' 2" Height: 9' 1-1/8" First Stud Face @5-1/4" (1' 4" o.c.) Diagonal: 17' 7-7/16"

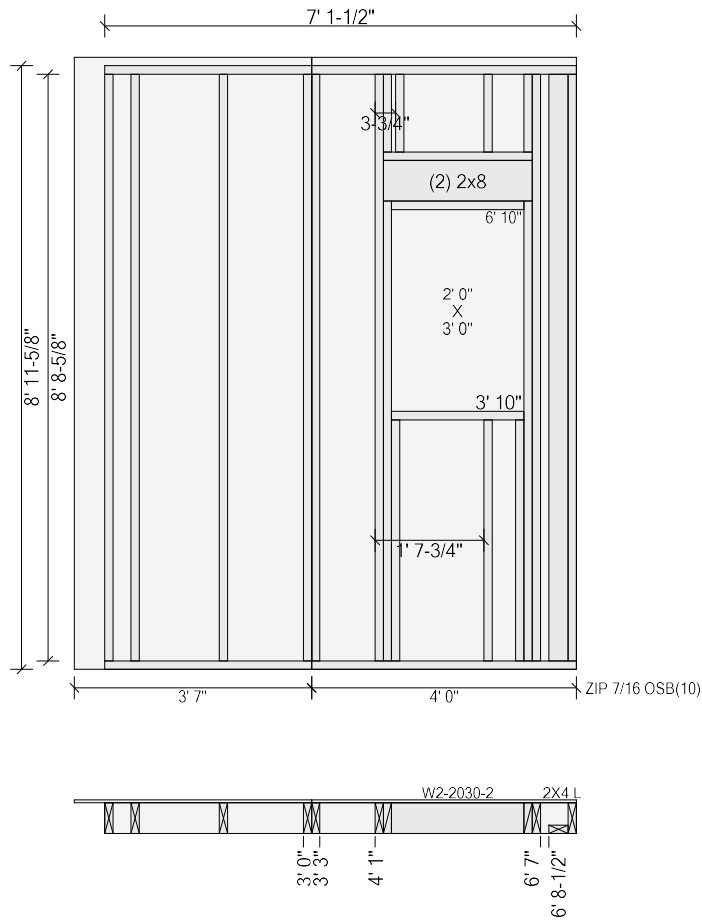


Top Plates: 2x6 SPF #2 15' 2" Bottom Plates: 2x6 SPF #2 15' 2"
Studs: (3) 2x6 SPF #2 8' 8-5/8"

Components & Subcomponents		Start	End
2X6 L (2x6 Dn)		1' 4-1/4"	1' 11-1/4"
2 Studs 8' 8-5/8" 2x6 SPF #2			
W5-2040 (6' 10")		2' 4-1/2"	4' 10-1/2"
1 Stud	8' 8-5/8" 2x6 SPF #2	1 Trimmer	6' 10" 2x6 SPF #2
1 Stud	8' 8-5/8" 2x6 SPF #2	1 Trimmer	6' 10" 2x6 SPF #2
2 Headers	2' 3" 2x8 SPF #2	1 Header Sill	2' 3" 2x6 SPF #2
1 Window Sill	2' 0" 2x6 SPF #2	1 Header Shim	2' 0" 2x6 SPF #2
4 Header Cripples	1' 1-7/8" 2x6 SPF #2	3 Sill Cripples	2' 7" 2x6 SPF #2
ED2-6068 (6' 10")		6' 9-1/2"	13' 11-1/2"
2 Studs	8' 8-5/8" 2x6 SPF #2	2 Trimmers	6' 10" 2x6 SPF #2
2 Studs	8' 8-5/8" 2x6 SPF #2	2 Trimmers	6' 10" 2x6 SPF #2
3 Headers	6' 8" 2x10 SPF #2	1 Header Sill	6' 8" 2x6 SPF #2
8 Header Cripples	11-7/8" 2x6 SPF #2	1 Header Shim	6' 2" 2x6 SPF #2
2X6 L (2x6 Up)		14' 7"	@ End
2 Studs 8' 8-5/8" 2x6 SPF #2			
Exterior Sheathing: ZIP 7/16 OSB(10) Start: Flush End: Hold 6-1/8"			



Panel #EX195 Length: 7' 1-1/2" Height: 9' 1-1/8" First Stud Face @4-3/4" (1' 4" o.c.) Diagonal: 11' 5-7/16"



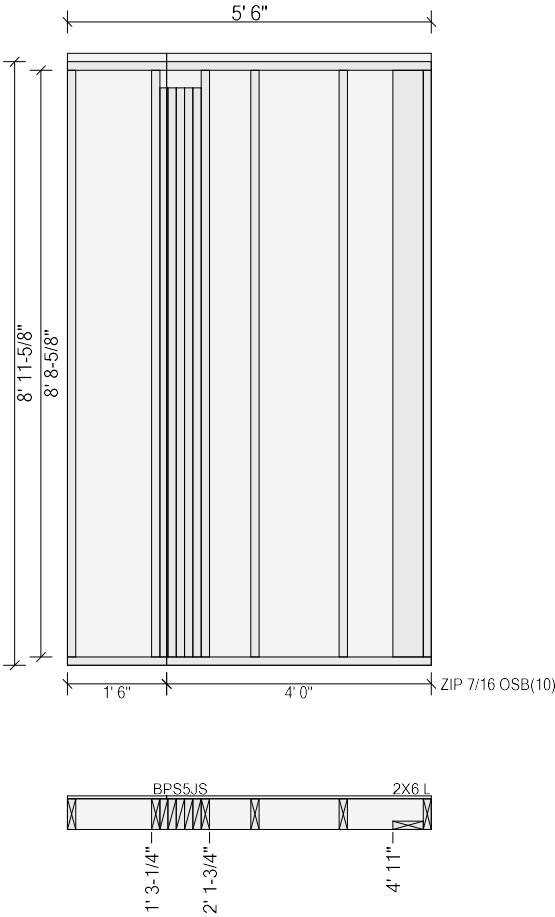
Top Plates: 2x6 SPF #2 7' 1-1/2" Bottom Plates: 2x6 SPF #2 7' 1-1/2"
Studs: (3) 2x6 SPF #2 8' 8-5/8"

Components & Subcomponents	Start	End
(2) 2x6 SPF #2	3' 0"	3' 3"
2 Studs 8' 8-5/8" 2x6 SPF #2		
W2-2030-2 (6' 10")	4' 1"	6' 7"
1 Stud 8' 8-5/8" 2x6 SPF #2		1 Trimmer 6' 10" 2x6 SPF #2
1 Stud 8' 8-5/8" 2x6 SPF #2		1 Trimmer 6' 10" 2x6 SPF #2
2 Headers 2' 3" 2x8 SPF #2		1 Header Sill 2' 3" 2x6 SPF #2
1 Window Sill 2' 0" 2x6 SPF #2		1 Header Shim 2' 0" 2x6 SPF #2
4 Header Cripples 1' 1-7/8" 2x6 SPF #2		3 Sill Cripples 3' 7" 2x6 SPF #2
2X4 L (2x4 Dn)	6' 8-1/2"	@ End
1 Stud 8' 8-5/8" 2x4 SPF #2		1 Stud 8' 8-5/8" 2x6 SPF #2

Exterior Sheathing: ZIP 7/16 OSB(10) Start: Fly 5-1/2" End: Flush



Panel #EX196 Length: 5' 6" Height: 9' 1-1/8" First Stud Face @2' 9-1/4" (1' 4" o.c.) Diagonal: 10' 6-1/4"



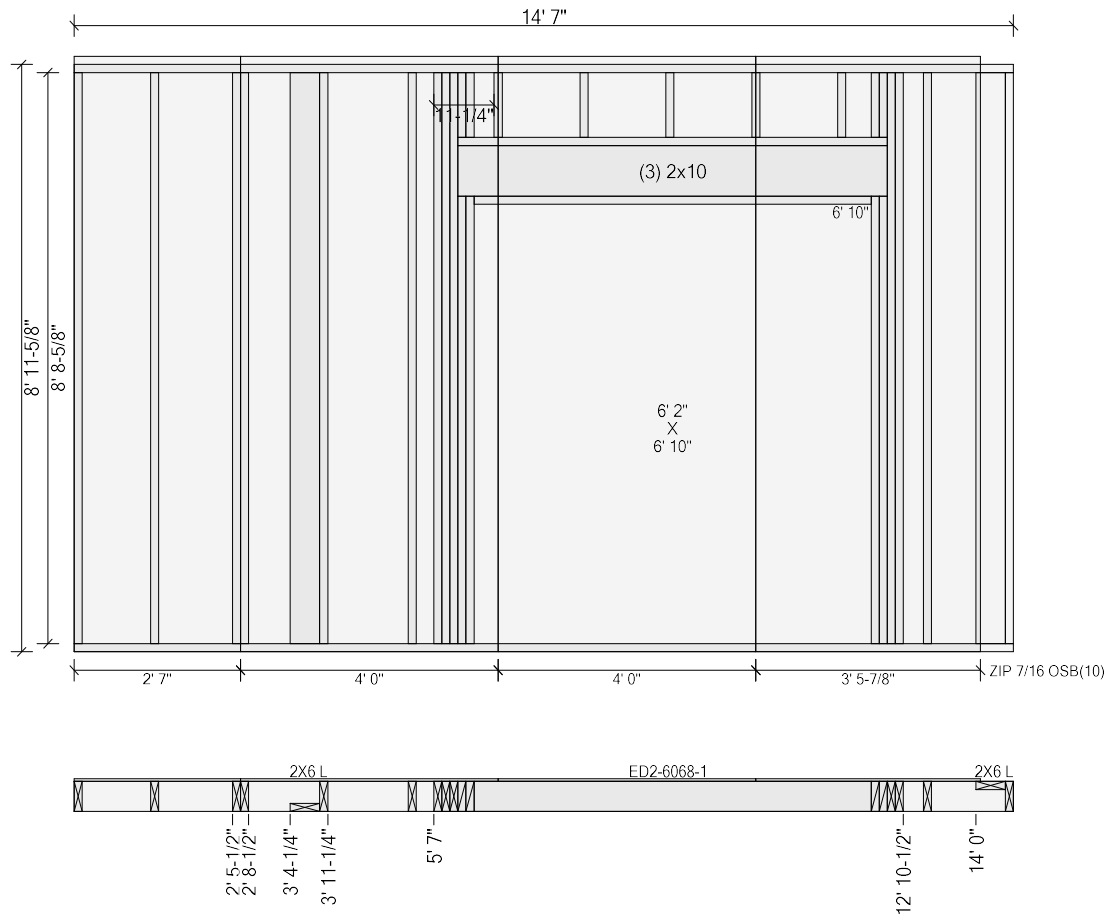
Top Plates: 2x6 SPF #2 5' 6" Bottom Plates: 2x6 SPF #2 5' 6"
Studs: (3) 2x6 SPF #2 8' 8-5/8"

Components & Subcomponents	Start	End
BPS5JS (8' 5-1/2")	1' 3-1/4"	2' 1-3/4"
2 Studs 8' 8-5/8" 2x6 SPF #2		5 Trimmers 8' 5-1/2" 2x6 SPF #2
2X6 L (2x6 Dn)	4' 11"	@ End
2 Studs 8' 8-5/8" 2x6 SPF #2		

Exterior Sheathing: ZIP 7/16 OSB(10) Start: Flush End: Flush



Panel #EX197 Length: 14' 7" Height: 9' 1-1/8" First Stud Face @1' 2-1/4" (1' 4" o.c.) Diagonal: 17' 1-7/16"

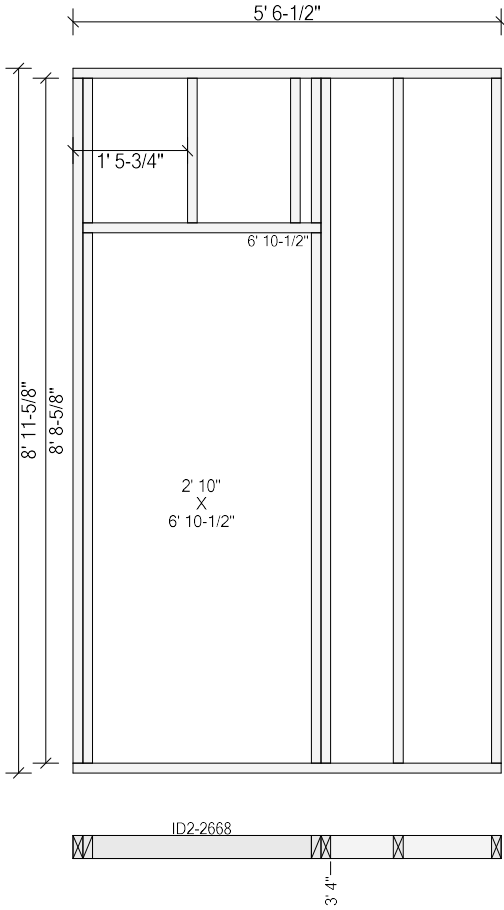


Top Plates: 2x6 SPF #2 14' 7" Bottom Plates: 2x6 SPF #2 14' 7"
Studs: (4) 2x6 SPF #2 8' 8-5/8"

Components & Subcomponents	Start	End
(2) 2x6 SPF #2	2' 5-1/2"	2' 8-1/2"
2 Studs 8' 8-5/8" 2x6 SPF #2		
2X6 L (2x6 Dn)	3' 4-1/4"	3' 11-1/4"
2 Studs 8' 8-5/8" 2x6 SPF #2		
ED2-6068-1 (6' 10")	5' 7"	12' 10-1/2"
2 Studs 8' 8-5/8" 2x6 SPF #2		2 Trimmers 6' 10" 2x6 SPF #2
3 Studs 8' 8-5/8" 2x6 SPF #2		2 Trimmers 6' 10" 2x6 SPF #2
3 Headers 6' 8" 2x10 SPF #2		1 Header Sill 6' 8" 2x6 SPF #2
9 Header Cripples 11-7/8" 2x6 SPF #2		1 Header Shim 6' 2" 2x6 SPF #2
2X6 L (2x6 Up)	14' 0"	@ End
2 Studs 8' 8-5/8" 2x6 SPF #2		
Exterior Sheathing: ZIP 7/16 OSB(10)	Start: Flush	End: Hold 6-1/8"



Panel #198 Length: 5' 6-1/2" Height: 9' 1-1/8" First Stud Face @4' 1-3/4" (1' 4" o.c.) Diagonal: 10' 6-1/2"




Top Plates: 2x4 SPF #2 5' 6-1/2" Bottom Plates: 2x4 SPF #2 5' 6-1/2"
Studs: (2) 2x4 SPF #2 8' 8-5/8"

Components & Subcomponents			Start	End
ID2-2668 (6' 9")			@ Start	3' 4"
1 Stud	8' 8-5/8"	2x4 SPF #2	1 Trimmer	6' 9" 2x4 SPF #2
1 Stud	8' 8-5/8"	2x4 SPF #2	1 Trimmer	6' 9" 2x4 SPF #2
1 Header Sill	3' 1"	2x4	4 Header Cripples	1' 10-1/8" 2x4 SPF #2



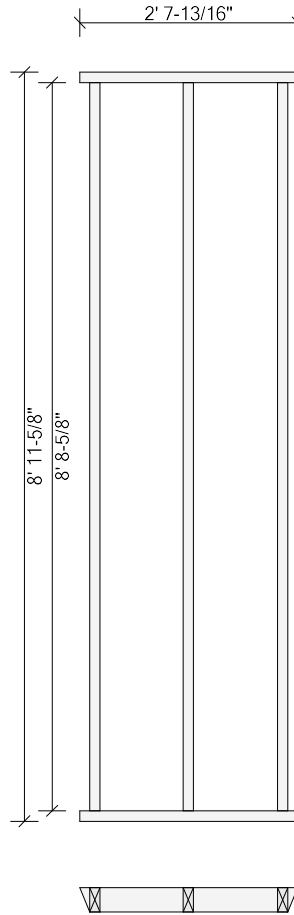
Panel #199 Length: 3' 7-1/2" Height: 9' 1-1/8" First Stud Face @10-3/4" (1' 4" o.c.) Diagonal: 9' 8-1/16"



Top Plates: 2x4 SPF #2 3' 7-1/2" -22.5 \ Sk | Bottom Plates: 2x4 SPF #2 3' 7-1/2" -22.5 \ Sk |
Studs: (4) 2x4 SPF #2 8' 8-5/8"




Panel #200 Length: 2' 7-13/16" Height: 9' 1-1/8" First Stud Face @1' 3-1/16" (1' 4" o.c.) Diagonal: 9' 4-1/4"



Top Plates: 2x4 SPF #2 2' 7-13/16" -22.5 \ Sk / -22.5 Bottom Plates: 2x4 SPF #2 2' 7-13/16" -22.5 \ Sk / -22.5
Studs: (3) 2x4 SPF #2 8' 8-5/8"



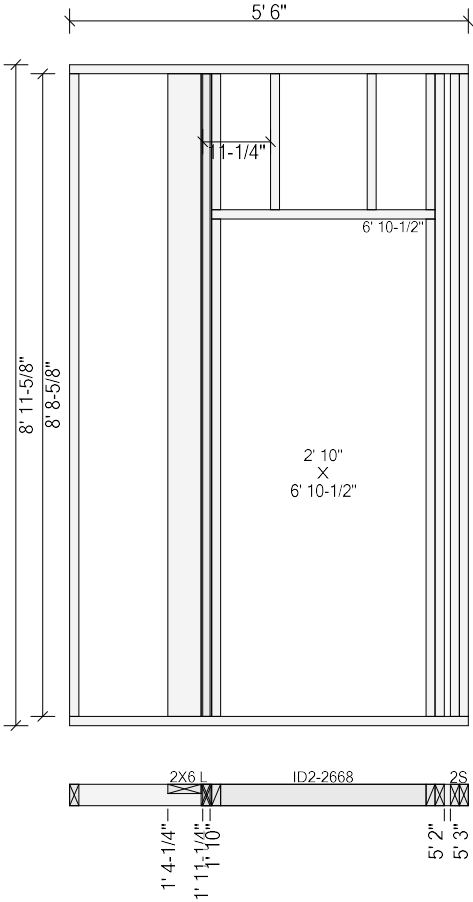
Panel #201 Length: 3' 11" Height: 9' 1-1/8" First Stud Face @1' 2-1/4" (1' 4" o.c.) Diagonal: 9' 9-7/16"



Top Plates: 2x4 SPF #2 3' 11" | Sk / -22.5 Bottom Plates: 2x4 SPF #2 3' 11" | Sk / -22.5
Studs: (4) 2x4 SPF #2 8' 8-5/8"



Panel #202 Length: 5' 6" Height: 9' 1-1/8" Diagonal: 10' 6-1/4"

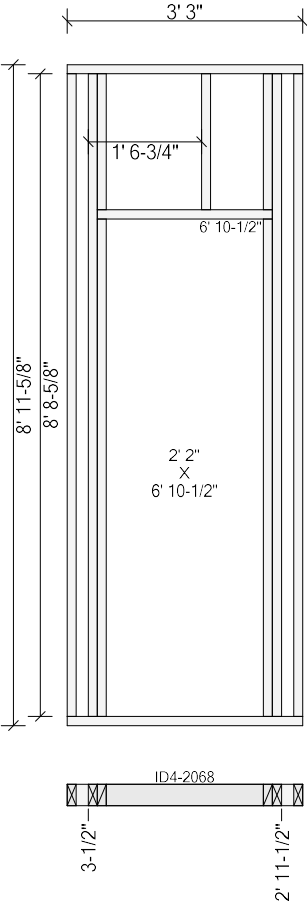


Top Plates: 2x4 SPF #2 5' 6" Bottom Plates: 2x4 SPF #2 5' 6"
Studs: 2x4 SPF #2 8' 8-5/8"

Components & Subcomponents	Start	End
2X6 L (2x6 Up)	1' 4-1/4"	1' 11-1/4"
1 Stud 8' 8-5/8" 2x6 SPF #2		1 Stud 8' 8-5/8" 2x4 SPF #2
ID2-2668 (6' 9")	1' 10"	5' 2"
1 Stud 8' 8-5/8" 2x4 SPF #2		1 Trimmer 6' 9" 2x4 SPF #2
1 Stud 8' 8-5/8" 2x4 SPF #2		1 Trimmer 6' 9" 2x4 SPF #2
1 Header Sill 3' 1" 2x4		4 Header Cripples 1' 10-1/8" 2x4 SPF #2
2S	5' 3"	@ End
2 Studs 8' 8-5/8" 2x4 SPF #2		



Panel #203 Length: 3' 3" Height: 9' 1-1/8" Diagonal: 9' 6-1/2"




Top Plates: 2x4 SPF #2 3' 3" Bottom Plates: 2x4 SPF #2 3' 3"
Studs: (2) 2x4 SPF #2 8' 8-5/8"

Components & Subcomponents			Start	End		
ID4-2068 (6' 9")			3-1/2"	2' 11-1/2"		
1 Stud	8' 8-5/8"	2x4 SPF #2		1 Trimmer	6' 9"	2x4 SPF #2
1 Stud	8' 8-5/8"	2x4 SPF #2		1 Trimmer	6' 9"	2x4 SPF #2
1 Header Sill	2' 5"	2x4		3 Header Cripples	1' 10-1/8"	2x4 SPF #2



Panel #204 Length: 13' 9" Height: 9' 1-1/8" First Stud Face @4-1/4" (1' 4" o.c.) Diagonal: 16' 5"

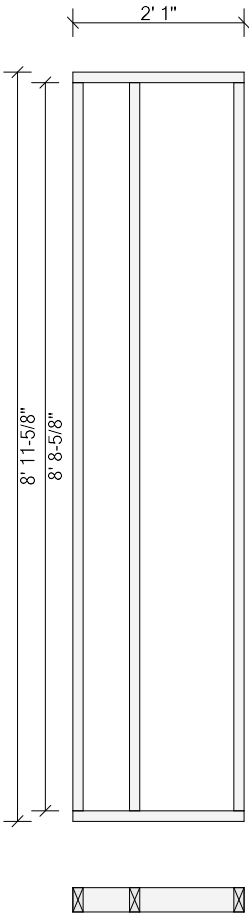


Top Plates: 2x4 SPF #2 13' 9" Bottom Plates: 2x4 SPF #2 13' 9"
Studs: (10) 2x4 SPF #2 8' 8-5/8"

Components & Subcomponents	Start	End
2X6 L (2x6 Dn)	9' 6-1/4"	10' 1-1/4"
1 Stud 8' 8-5/8" 2x6 SPF #2		1 Stud 8' 8-5/8" 2x4 SPF #2
2X4 L (2x4 Dn)	13' 4"	@ End
2 Studs 8' 8-5/8" 2x4 SPF #2		



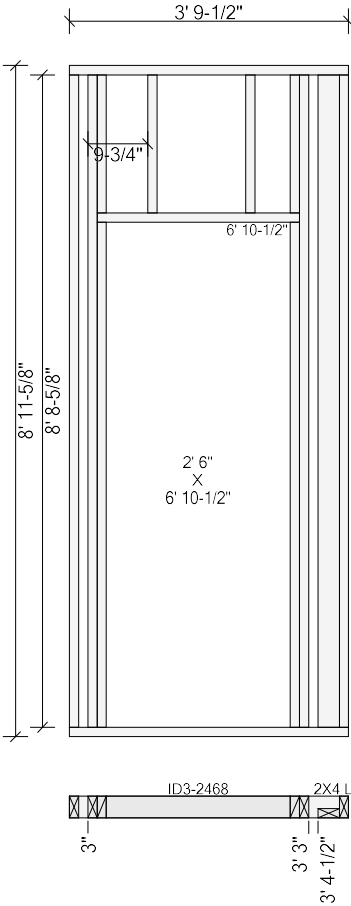
Panel #205 Length: 2' 1" Height: 9' 1-1/8" First Stud Face @8-1/4" (1' 4" o.c.) Diagonal: 9' 2-1/2"



Top Plates: 2x4 SPF #2 2' 1" Bottom Plates: 2x4 SPF #2 2' 1"
Studs: (3) 2x4 SPF #2 8' 8-5/8"



Panel #206 Length: 3' 9-1/2" Height: 9' 1-1/8" Diagonal: 9' 8-7/8"

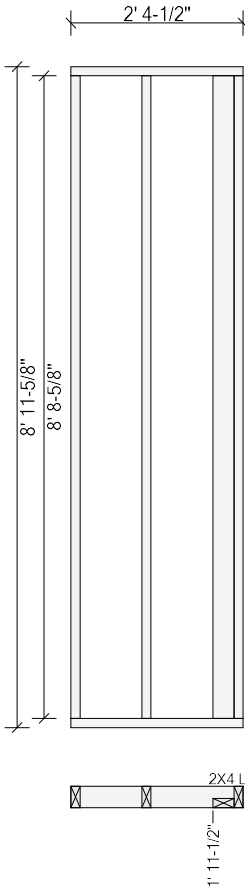


Top Plates: 2x4 SPF #2 3' 9-1/2" Bottom Plates: 2x4 SPF #2 3' 9-1/2"
Studs: 2x4 SPF #2 8' 8-5/8"

Components & Subcomponents	Start	End
ID3-2468 (6' 9")	3"	3' 3"
1 Stud 8' 8-5/8" 2x4 SPF #2		1 Trimmer 6' 9" 2x4 SPF #2
1 Stud 8' 8-5/8" 2x4 SPF #2		1 Trimmer 6' 9" 2x4 SPF #2
1 Header Sill 2' 9" 2x4		4 Header Cripples 1' 10-1/8" 2x4 SPF #2
2X4 L (2x4 Dn)	3' 4-1/2"	@ End
2 Studs 8' 8-5/8" 2x4 SPF #2		



Panel #207 Length: 2' 4-1/2" Height: 9' 1-1/8" First Stud Face @11-3/4" (1' 4" o.c.) Diagonal: 9' 3-5/16"

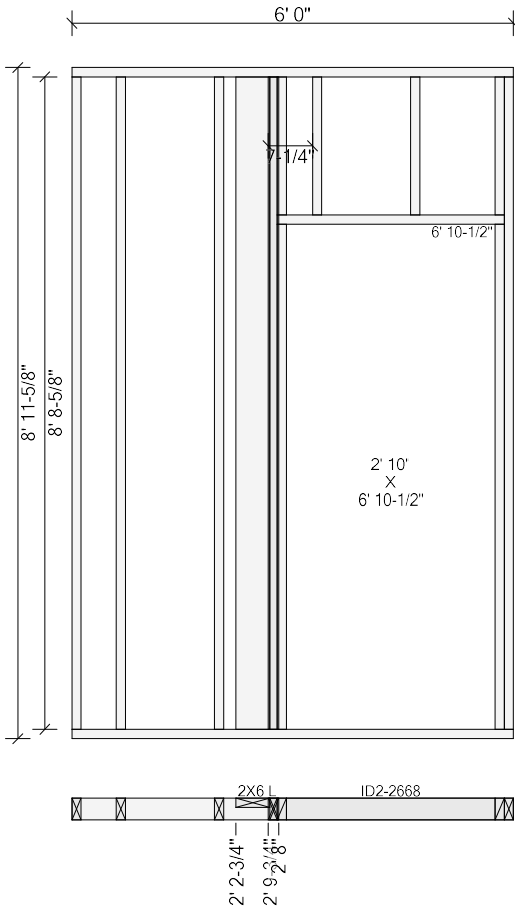


Top Plates: 2x4 SPF #2 2' 4-1/2" Bottom Plates: 2x4 SPF #2 2' 4-1/2"
Studs: (2) 2x4 SPF #2 8' 8-5/8"

Components & Subcomponents	Start	End
2X4 L (2x4 Dn)	1' 11-1/2"	@ End
2 Studs 8' 8-5/8" 2x4 SPF #2		

← |

Panel #208 Length: 6' 0" Height: 9' 1-1/8" First Stud Face @7-1/4" (1' 4" o.c.) Diagonal: 10' 9-1/2"

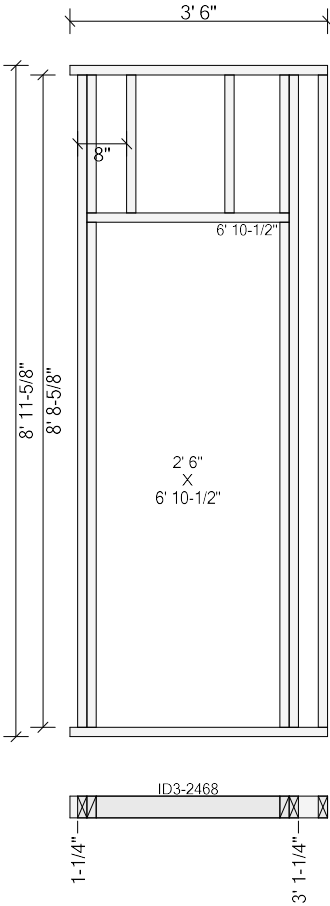


Top Plates: 2x4 SPF #2 6' 0" Bottom Plates: 2x4 SPF #2 6' 0"
Studs: (3) 2x4 SPF #2 8' 8-5/8"

Components & Subcomponents	Start	End
2X6 L (2x6 Up)	2' 2-3/4"	2' 9-3/4"
1 Stud 8' 8-5/8" 2x6 SPF #2		1 Stud 8' 8-5/8" 2x4 SPF #2
ID2-2668 (6' 9")	2' 8"	@ End
1 Stud 8' 8-5/8" 2x4 SPF #2		1 Trimmer 6' 9" 2x4 SPF #2
1 Stud 8' 8-5/8" 2x4 SPF #2		1 Trimmer 6' 9" 2x4 SPF #2
1 Header Sill 3' 1" 2x4		4 Header Cripples 1' 10-1/8" 2x4 SPF #2



Panel #209 Length: 3' 6" Height: 9' 1-1/8" Diagonal: 9' 7-1/2"

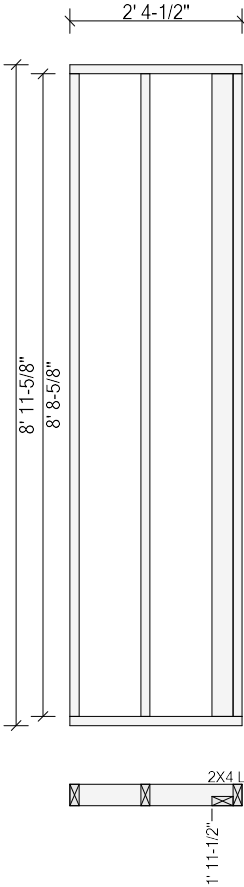


Top Plates: 2x4 SPF #2 3' 6" Bottom Plates: 2x4 SPF #2 3' 6"
Studs: 2x4 SPF #2 8' 8-5/8"

Components & Subcomponents			Start	End
ID3-2468 (6' 9")			1-1/4"	3' 1-1/4"
1 Stud	8' 8-5/8"	2x4 SPF #2		1 Trimmer 6' 9" 2x4 SPF #2
1 Stud	8' 8-5/8"	2x4 SPF #2		1 Trimmer 6' 9" 2x4 SPF #2
1 Header Sill	2' 9"	2x4		4 Header Cripples 1' 10-1/8" 2x4 SPF #2



Panel #210 Length: 2' 4-1/2" Height: 9' 1-1/8" First Stud Face @11-3/4" (1' 4" o.c.) Diagonal: 9' 3-5/16"




Top Plates: 2x4 SPF #2 2' 4-1/2" Bottom Plates: 2x4 SPF #2 2' 4-1/2"
Studs: (2) 2x4 SPF #2 8' 8-5/8"

Components & Subcomponents	Start	End
2X4 L (2x4 Dn)	1' 11-1/2"	@ End
2 Studs 8' 8-5/8" 2x4 SPF #2		




Panel #211 Length: 14' 8" Height: 9' 1-1/8" First Stud Face @1' 3-1/4" (1' 4" o.c.) Diagonal: 17' 2-5/16"



Top Plates: 2x4 SPF #2 14' 8" Bottom Plates: 2x4 SPF #2 14' 8"
Studs: (12) 2x4 SPF #2 8' 8-5/8"



Panel #212 Length: 4' 7" Height: 9' 1-1/8" First Stud Face @6-1/4" (1' 4" o.c.) Diagonal: 10' 0-7/8"




Top Plates: 2x4 SPF #2 4' 7"
Studs: (5) 2x4 SPF #2 8' 8-5/8"

Bottom Plates: 2x4 SPF #2 4' 7"



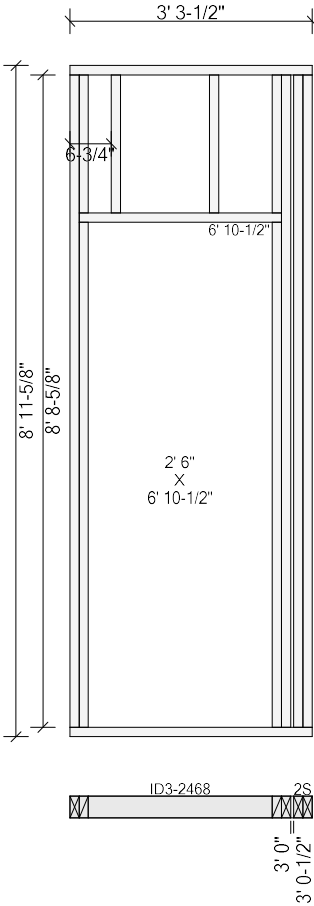
Panel #213 Length: 2' 4-1/2" Height: 9' 1-1/8" First Stud Face @11-3/4" (1' 4" o.c.) Diagonal: 9' 3-5/16"



Top Plates: 2x4 SPF #2 2' 4-1/2" Bottom Plates: 2x4 SPF #2 2' 4-1/2"
Studs: (3) 2x4 SPF #2 8' 8-5/8"



Panel #214 Length: 3' 3-1/2" Height: 9' 1-1/8" Diagonal: 9' 6-5/8"

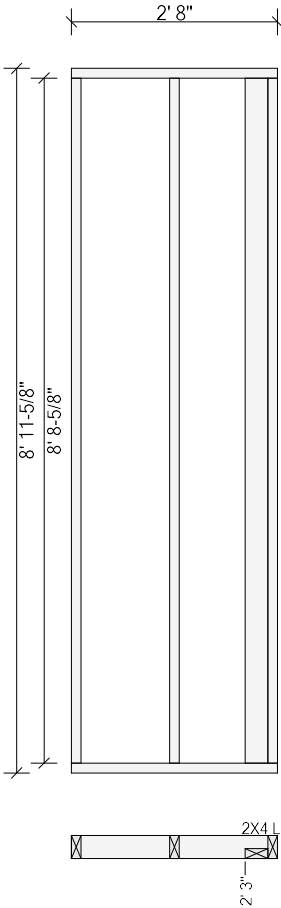


Top Plates: 2x4 SPF #2 3' 3-1/2" Bottom Plates: 2x4 SPF #2 3' 3-1/2"

Components & Subcomponents	Start	End
ID3-2468 (6' 9")	@ Start	3' 0"
1 Stud 8' 8-5/8" 2x4 SPF #2	1 Trimmer 6' 9" 2x4 SPF #2	
1 Stud 8' 8-5/8" 2x4 SPF #2	1 Trimmer 6' 9" 2x4 SPF #2	
1 Header Sill 2' 9" 2x4	4 Header Cripples 1' 10-1/8" 2x4 SPF #2	
2S	3' 0-1/2"	@ End
2 Studs 8' 8-5/8" 2x4 SPF #2		



Panel #215 Length: 2' 8" Height: 9' 1-1/8" First Stud Face @1' 3-1/4" (1' 4" o.c.) Diagonal: 9' 4-5/16"

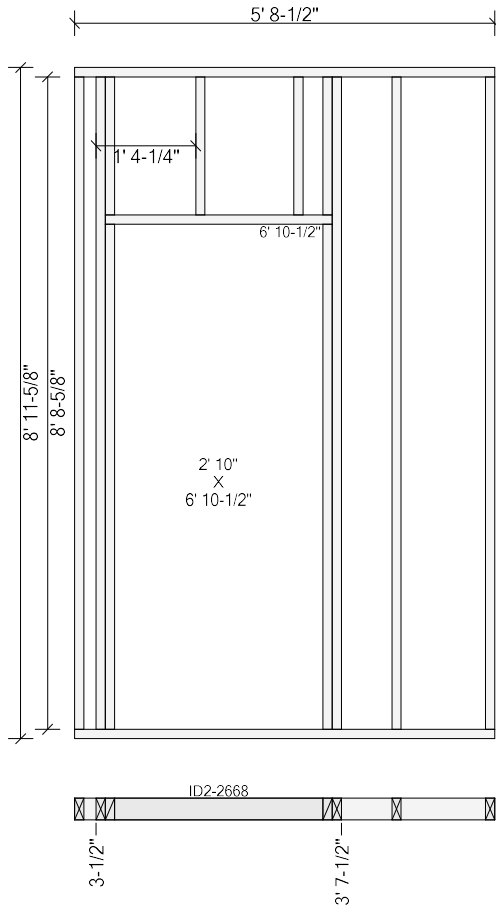


Top Plates: 2x4 SPF #2 2' 8" Bottom Plates: 2x4 SPF #2 2' 8"
Studs: (2) 2x4 SPF #2 8' 8-5/8"

Components & Subcomponents	Start	End
2X4 L (2x4 Dn)	2' 3"	@ End
2 Studs 8' 8-5/8" 2x4 SPF #2		



Panel #216 Length: 5' 8-1/2" Height: 9' 1-1/8" First Stud Face @4' 3-3/4" (1' 4" o.c.) Diagonal: 10' 7-9/16"

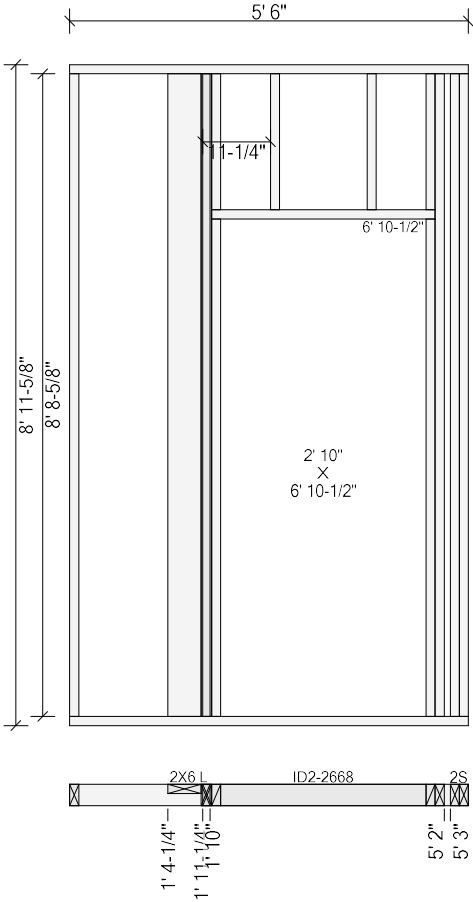


Top Plates: 2x4 SPF #2 5' 8-1/2" Bottom Plates: 2x4 SPF #2 5' 8-1/2"
Studs: (3) 2x4 SPF #2 8' 8-5/8"

Components & Subcomponents			Start	End
ID2-2668 (6' 9")			3-1/2"	3' 7-1/2"
1 Stud	8' 8-5/8"	2x4 SPF #2		1 Trimmer 6' 9" 2x4 SPF #2
1 Stud	8' 8-5/8"	2x4 SPF #2		1 Trimmer 6' 9" 2x4 SPF #2
1 Header Sill	3' 1"	2x4		4 Header Cripples 1' 10-1/8" 2x4 SPF #2



Panel #217 Length: 5' 6" Height: 9' 1-1/8" Diagonal: 10' 6-1/4"

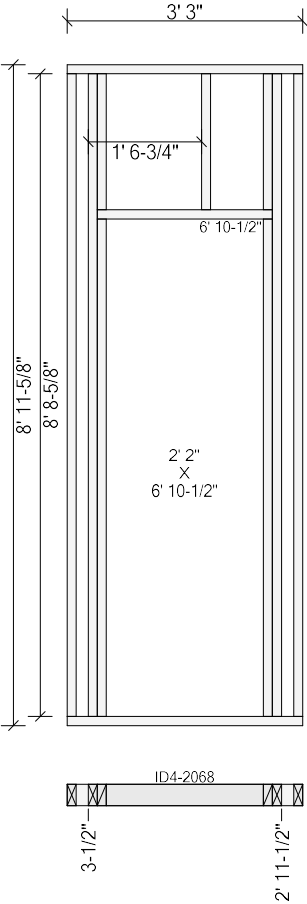


Top Plates: 2x4 SPF #2 5' 6" Bottom Plates: 2x4 SPF #2 5' 6"
Studs: 2x4 SPF #2 8' 8-5/8"

Components & Subcomponents	Start	End
2X6 L (2x6 Up)	1' 4-1/4"	1' 11-1/4"
1 Stud 8' 8-5/8" 2x6 SPF #2		1 Stud 8' 8-5/8" 2x4 SPF #2
ID2-2668 (6' 9")	1' 10"	5' 2"
1 Stud 8' 8-5/8" 2x4 SPF #2		1 Trimmer 6' 9" 2x4 SPF #2
1 Stud 8' 8-5/8" 2x4 SPF #2		1 Trimmer 6' 9" 2x4 SPF #2
1 Header Sill 3' 1" 2x4		4 Header Cripples 1' 10-1/8" 2x4 SPF #2
2S	5' 3"	@ End
2 Studs 8' 8-5/8" 2x4 SPF #2		



Panel #218 Length: 3' 3" Height: 9' 1-1/8" Diagonal: 9' 6-1/2"




Top Plates: 2x4 SPF #2 3' 3" Bottom Plates: 2x4 SPF #2 3' 3"
Studs: (2) 2x4 SPF #2 8' 8-5/8"

Components & Subcomponents			Start	End		
ID4-2068 (6' 9")			3-1/2"	2' 11-1/2"		
1 Stud	8' 8-5/8"	2x4 SPF #2		1 Trimmer	6' 9"	2x4 SPF #2
1 Stud	8' 8-5/8"	2x4 SPF #2		1 Trimmer	6' 9"	2x4 SPF #2
1 Header Sill	2' 5"	2x4		3 Header Cripples	1' 10-1/8"	2x4 SPF #2



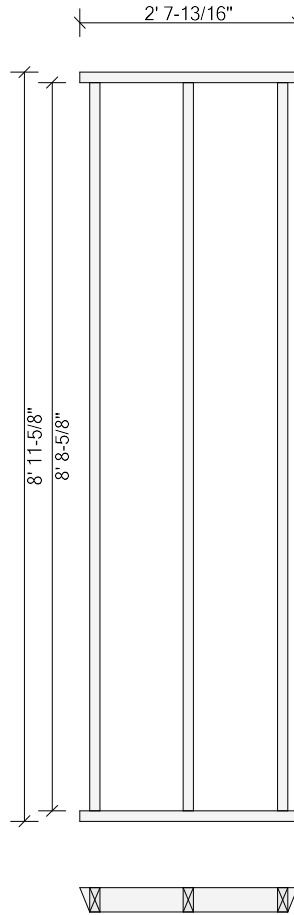
Panel #219 Length: 3' 11" Height: 9' 1-1/8" First Stud Face @1' 2-1/4" (1' 4" o.c.) Diagonal: 9' 9-7/16"



Top Plates: 2x4 SPF #2 3' 11" | Sk / -22.5 Bottom Plates: 2x4 SPF #2 3' 11" | Sk / -22.5
Studs: (4) 2x4 SPF #2 8' 8-5/8"




Panel #220 Length: 2' 7-13/16" Height: 9' 1-1/8" First Stud Face @1' 3-1/16" (1' 4" o.c.) Diagonal: 9' 4-1/4"



Top Plates: 2x4 SPF #2 2' 7-13/16" -22.5 \ Sk / -22.5 Bottom Plates: 2x4 SPF #2 2' 7-13/16" -22.5 \ Sk / -22.5
Studs: (3) 2x4 SPF #2 8' 8-5/8"



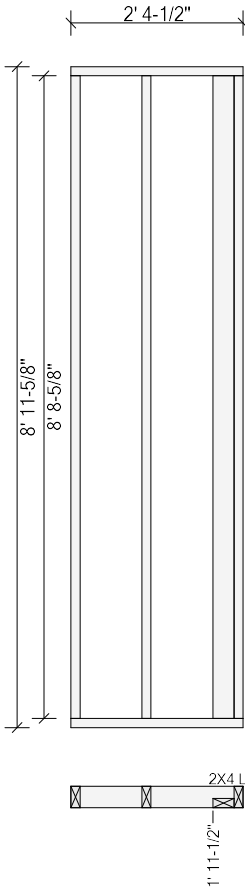
Panel #221 Length: 3' 7-1/2" Height: 9' 1-1/8" First Stud Face @10-3/4" (1' 4" o.c.) Diagonal: 9' 8-1/16"



Top Plates: 2x4 SPF #2 3' 7-1/2" -22.5 \ Sk | Bottom Plates: 2x4 SPF #2 3' 7-1/2" -22.5 \ Sk |
Studs: (4) 2x4 SPF #2 8' 8-5/8"



Panel #222 Length: 2' 4-1/2" Height: 9' 1-1/8" First Stud Face @11-3/4" (1' 4" o.c.) Diagonal: 9' 3-5/16"




Top Plates: 2x4 SPF #2 2' 4-1/2" Bottom Plates: 2x4 SPF #2 2' 4-1/2"
Studs: (2) 2x4 SPF #2 8' 8-5/8"

Components & Subcomponents	Start	End
2X4 L (2x4 Dn)	1' 11-1/2"	@ End
2 Studs 8' 8-5/8" 2x4 SPF #2		



Panel #223 Length: 13' 9" Height: 9' 1-1/8" First Stud Face @4-1/4" (1' 4" o.c.) Diagonal: 16' 5"




Top Plates: 2x4 SPF #2 13' 9" Bottom Plates: 2x4 SPF #2 13' 9"
Studs: (10) 2x4 SPF #2 8' 8-5/8"

Components & Subcomponents	Start	End
2X6 L (2x6 Dn)	9' 6-1/4"	10' 1-1/4"
1 Stud 8' 8-5/8" 2x6 SPF #2		1 Stud 8' 8-5/8" 2x4 SPF #2
2X4 L (2x4 Dn)	13' 4"	@ End
2 Studs 8' 8-5/8" 2x4 SPF #2		



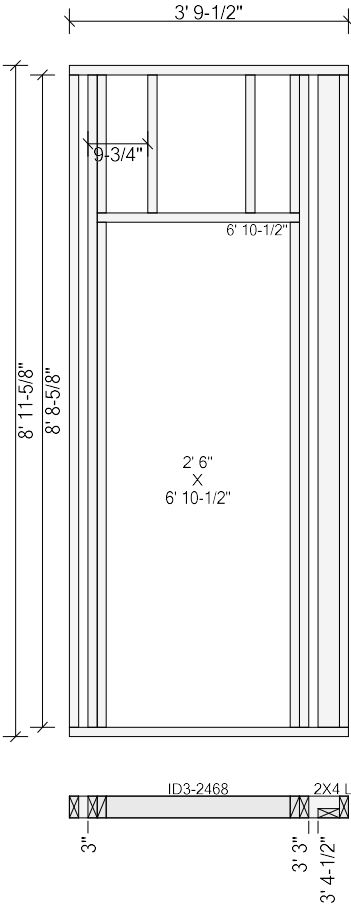
Panel #224 Length: 2' 1" Height: 9' 1-1/8" First Stud Face @8-1/4" (1' 4" o.c.) Diagonal: 9' 2-1/2"



Top Plates: 2x4 SPF #2 2' 1" Bottom Plates: 2x4 SPF #2 2' 1"
Studs: (3) 2x4 SPF #2 8' 8-5/8"



Panel #225 Length: 3' 9-1/2" Height: 9' 1-1/8" Diagonal: 9' 8-7/8"

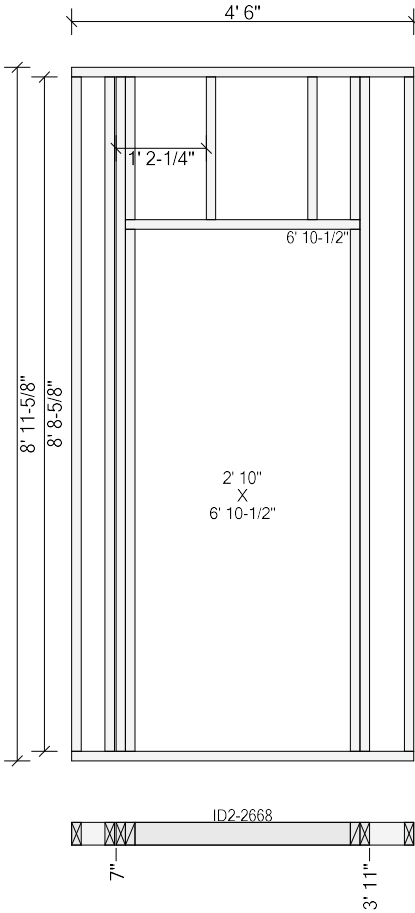


Top Plates: 2x4 SPF #2 3' 9-1/2" Bottom Plates: 2x4 SPF #2 3' 9-1/2"
Studs: 2x4 SPF #2 8' 8-5/8"

Components & Subcomponents	Start	End
ID3-2468 (6' 9")	3"	3' 3"
1 Stud 8' 8-5/8" 2x4 SPF #2		1 Trimmer 6' 9" 2x4 SPF #2
1 Stud 8' 8-5/8" 2x4 SPF #2		1 Trimmer 6' 9" 2x4 SPF #2
1 Header Sill 2' 9" 2x4		4 Header Cripples 1' 10-1/8" 2x4 SPF #2
2X4 L (2x4 Dn)	3' 4-1/2"	@ End
2 Studs 8' 8-5/8" 2x4 SPF #2		



Panel #226 Length: 4' 6" Height: 9' 1-1/8" First Stud Face @5-1/4" (1' 4" o.c.) Diagonal: 10' 0-7/16"

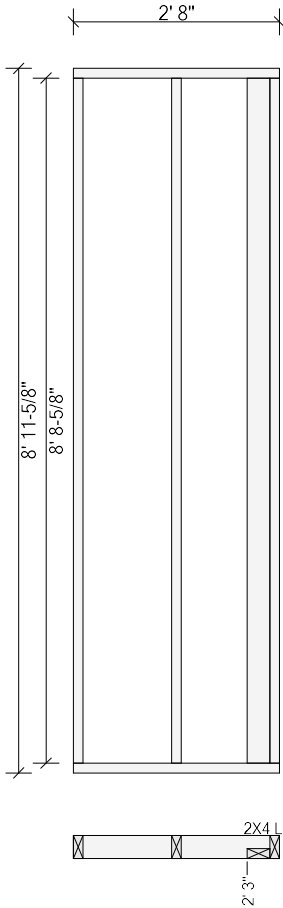


Top Plates: 2x4 SPF #2 4' 6" Bottom Plates: 2x4 SPF #2 4' 6"
Studs: (3) 2x4 SPF #2 8' 8-5/8"

Components & Subcomponents			Start	End
ID2-2668 (6' 9")			7"	3' 11"
1 Stud	8' 8-5/8"	2x4 SPF #2		1 Trimmer 6' 9" 2x4 SPF #2
1 Stud	8' 8-5/8"	2x4 SPF #2		1 Trimmer 6' 9" 2x4 SPF #2
1 Header Sill	3' 1"	2x4		4 Header Cripples 1' 10-1/8" 2x4 SPF #2



Panel #227 Length: 2' 8" Height: 9' 1-1/8" First Stud Face @1' 3-1/4" (1' 4" o.c.) Diagonal: 9' 4-5/16"

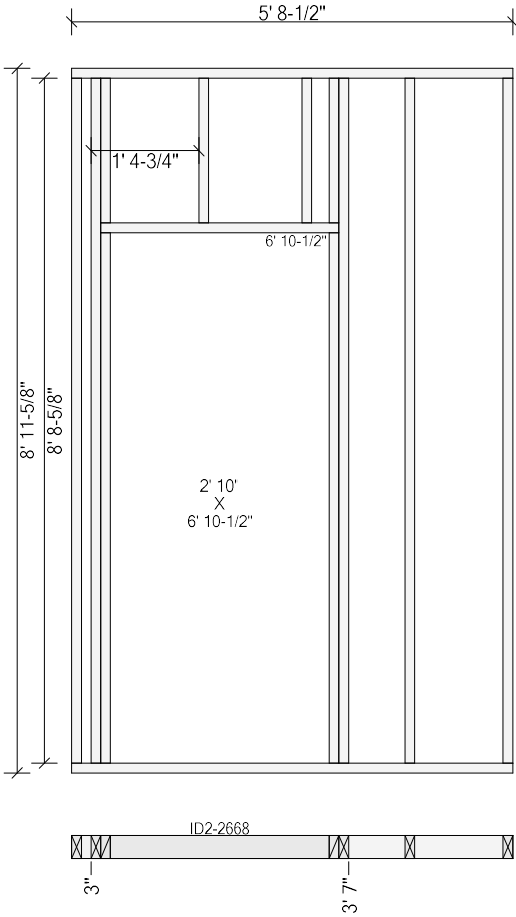


Top Plates: 2x4 SPF #2 2' 8" Bottom Plates: 2x4 SPF #2 2' 8"
Studs: (2) 2x4 SPF #2 8' 8-5/8"

Components & Subcomponents	Start	End
2X4 L (2x4 Dn)	2' 3"	@ End
2 Studs 8' 8-5/8" 2x4 SPF #2		



Panel #228 Length: 5' 8-1/2" Height: 9' 1-1/8" First Stud Face @4' 3-3/4" (1' 4" o.c.) Diagonal: 10' 7-9/16"

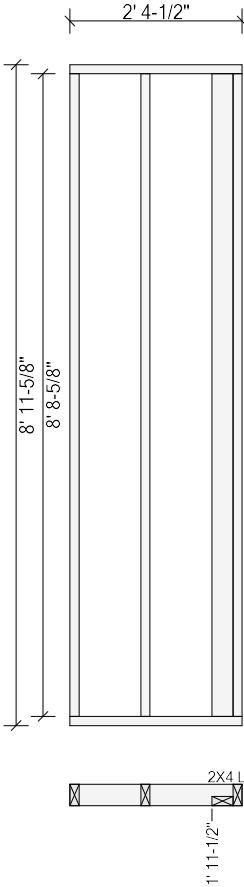


Top Plates: 2x4 SPF #2 5' 8-1/2" Bottom Plates: 2x4 SPF #2 5' 8-1/2"
Studs: (3) 2x4 SPF #2 8' 8-5/8"

Components & Subcomponents			Start	End
ID2-2668 (6' 9")			3"	3' 7"
1 Stud	8' 8-5/8"	2x4 SPF #2		1 Trimmer 6' 9" 2x4 SPF #2
1 Stud	8' 8-5/8"	2x4 SPF #2		1 Trimmer 6' 9" 2x4 SPF #2
1 Header Sill	3' 1"	2x4		4 Header Cripples 1' 10-1/8" 2x4 SPF #2



Panel #229 Length: 2' 4-1/2" Height: 9' 1-1/8" First Stud Face @11-3/4" (1' 4" o.c.) Diagonal: 9' 3-5/16"

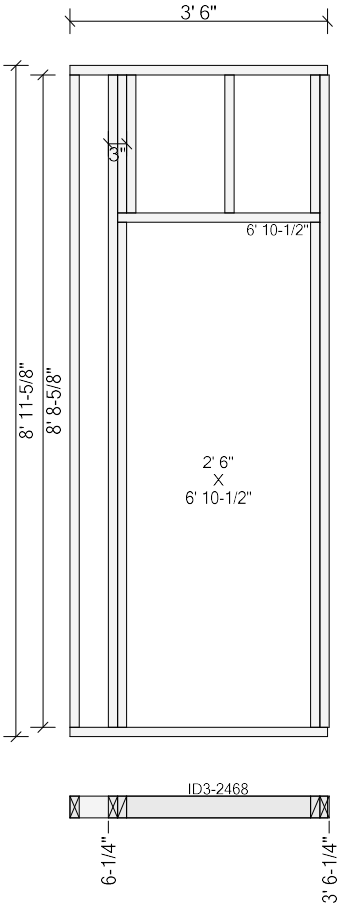


Top Plates: 2x4 SPF #2 2' 4-1/2" Bottom Plates: 2x4 SPF #2 2' 4-1/2"
Studs: (2) 2x4 SPF #2 8' 8-5/8"

Components & Subcomponents	Start	End
2X4 L (2x4 Dn)	1' 11-1/2"	@ End
2 Studs 8' 8-5/8" 2x4 SPF #2		



Panel #230 Length: 3' 6" Height: 9' 1-1/8" Diagonal: 9' 7-1/2"




Top Plates: 2x4 SPF #2 3' 6" Bottom Plates: 2x4 SPF #2 3' 6"
Studs: 2x4 SPF #2 8' 8-5/8"

Components & Subcomponents			Start	End
ID3-2468 (6' 9")			6-1/4"	3' 6-1/4"
1 Stud	8' 8-5/8"	2x4 SPF #2	1 Trimmer	6' 9" 2x4 SPF #2
1 Stud	8' 8-5/8"	2x4 SPF #2	1 Trimmer	6' 9" 2x4 SPF #2
1 Header Sill	2' 9"	2x4	4 Header Cripples	1' 10-1/8" 2x4 SPF #2




Panel #231 Length: 14' 8" Height: 9' 1-1/8" First Stud Face @1' 3-1/4" (1' 4" o.c.) Diagonal: 17' 2-5/16"



Top Plates: 2x4 SPF #2 14' 8" Bottom Plates: 2x4 SPF #2 14' 8"
Studs: (12) 2x4 SPF #2 8' 8-5/8"



Panel #232 Length: 4' 7" Height: 9' 1-1/8" First Stud Face @6-1/4" (1' 4" o.c.) Diagonal: 10' 0-7/8"

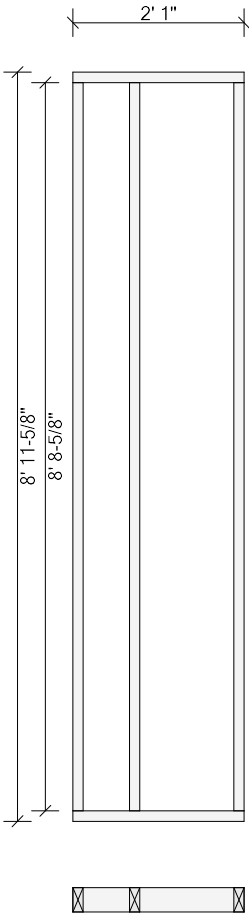


Top Plates: 2x4 SPF #2 4' 7"
Studs: (5) 2x4 SPF #2 8' 8-5/8"

Bottom Plates: 2x4 SPF #2 4' 7"



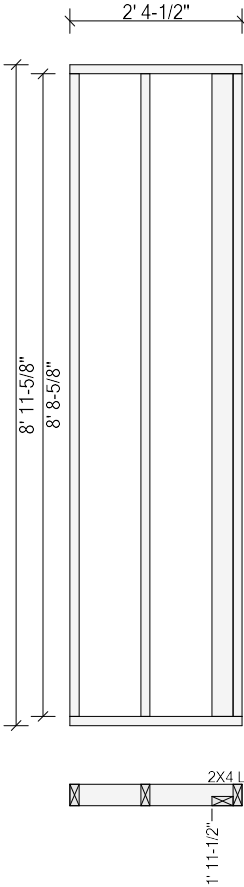
Panel #233 Length: 2' 1" Height: 9' 1-1/8" First Stud Face @8-1/4" (1' 4" o.c.) Diagonal: 9' 2-1/2"



Top Plates: 2x4 SPF #2 2' 1" Bottom Plates: 2x4 SPF #2 2' 1"
Studs: (3) 2x4 SPF #2 8' 8-5/8"



Panel #234 Length: 2' 4-1/2" Height: 9' 1-1/8" First Stud Face @11-3/4" (1' 4" o.c.) Diagonal: 9' 3-5/16"

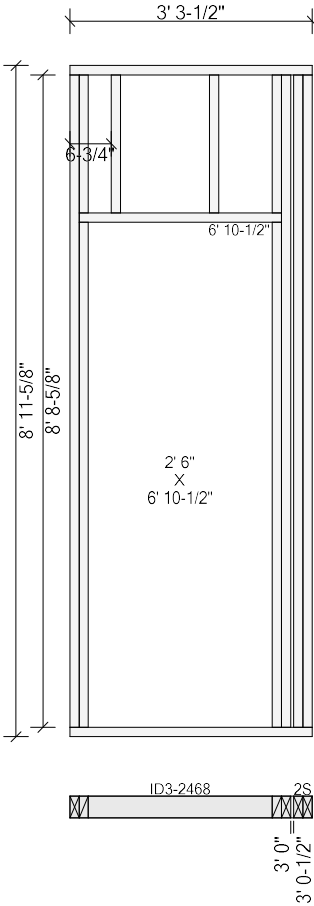


Top Plates: 2x4 SPF #2 2' 4-1/2" Bottom Plates: 2x4 SPF #2 2' 4-1/2"
Studs: (2) 2x4 SPF #2 8' 8-5/8"

Components & Subcomponents	Start	End
2X4 L (2x4 Dn)	1' 11-1/2"	@ End
2 Studs 8' 8-5/8" 2x4 SPF #2		



Panel #235 Length: 3' 3-1/2" Height: 9' 1-1/8" Diagonal: 9' 6-5/8"

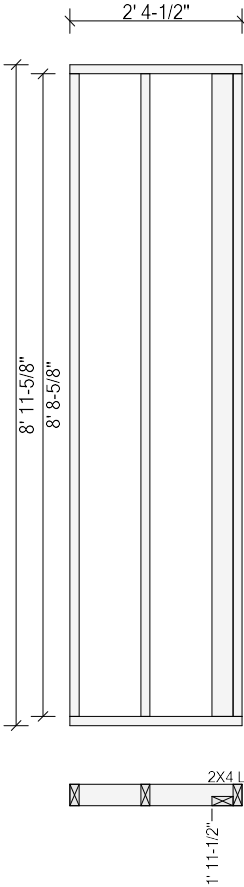


Top Plates: 2x4 SPF #2 3' 3-1/2" Bottom Plates: 2x4 SPF #2 3' 3-1/2"

Components & Subcomponents	Start	End
ID3-2468 (6' 9")	@ Start	3' 0"
1 Stud 8' 8-5/8" 2x4 SPF #2		1 Trimmer 6' 9" 2x4 SPF #2
1 Stud 8' 8-5/8" 2x4 SPF #2		1 Trimmer 6' 9" 2x4 SPF #2
1 Header Sill 2' 9" 2x4		4 Header Cripples 1' 10-1/8" 2x4 SPF #2
2S	3' 0-1/2"	@ End
2 Studs 8' 8-5/8" 2x4 SPF #2		

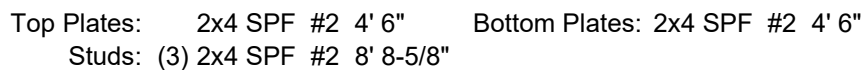


Panel #236 Length: 2' 4-1/2" Height: 9' 1-1/8" First Stud Face @11-3/4" (1' 4" o.c.) Diagonal: 9' 3-5/16"

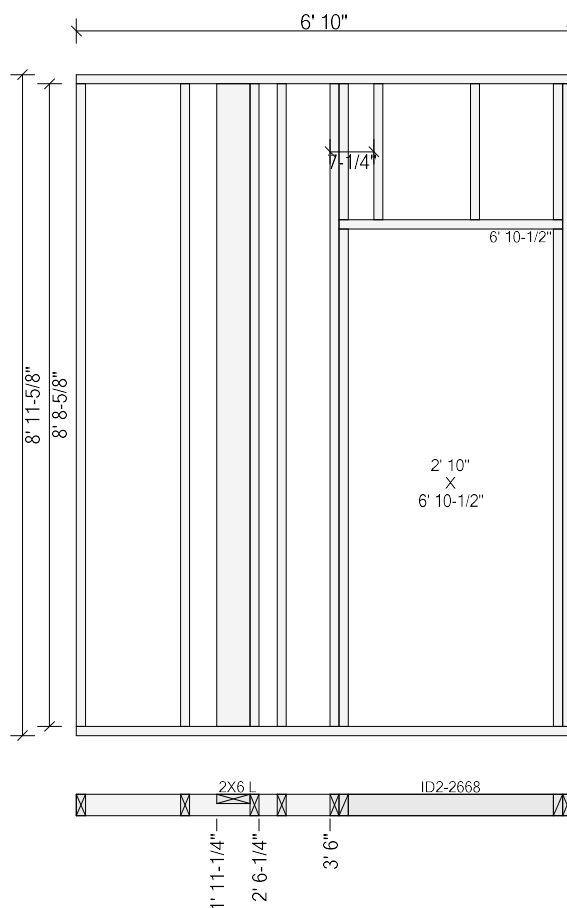


Top Plates: 2x4 SPF #2 2' 4-1/2" Bottom Plates: 2x4 SPF #2 2' 4-1/2"
Studs: (2) 2x4 SPF #2 8' 8-5/8"

Components & Subcomponents	Start	End
2X4 L (2x4 Dn)	1' 11-1/2"	@ End
2 Studs 8' 8-5/8" 2x4 SPF #2		



Components & Subcomponents			Start	End
ID2-2668 (6' 9")			7"	3' 11"
1 Stud	8' 8-5/8"	2x4 SPF #2	1 Trimmer	6' 9" 2x4 SPF #2
1 Stud	8' 8-5/8"	2x4 SPF #2	1 Trimmer	6' 9" 2x4 SPF #2
1 Header Sill	3' 1"	2x4	4 Header Cripples	1' 10-1/8" 2x4 SPF #2




Top Plates: 2x4 SPF #2 6' 10" Bottom Plates: 2x4 SPF #2 6' 10"
Studs: (3) 2x4 SPF #2 8' 8-5/8"

Components & Subcomponents	Start	End
2X6 L (2x6 Up)	1' 11-1/4"	2' 6-1/4"
1 Stud 8' 8-5/8" 2x6 SPF #2		1 Stud 8' 8-5/8" 2x4 SPF #2
ID2-2668 (6' 9")	3' 6"	@ End
1 Stud 8' 8-5/8" 2x4 SPF #2		1 Trimmer 6' 9" 2x4 SPF #2
1 Stud 8' 8-5/8" 2x4 SPF #2		1 Trimmer 6' 9" 2x4 SPF #2
1 Header Sill 3' 1" 2x4		4 Header Cripples 1' 10-1/8" 2x4 SPF #2



Panel #239 Length: 13' 9" Height: 9' 1-1/8" First Stud Face @4-1/4" (1' 4" o.c.) Diagonal: 16' 5"

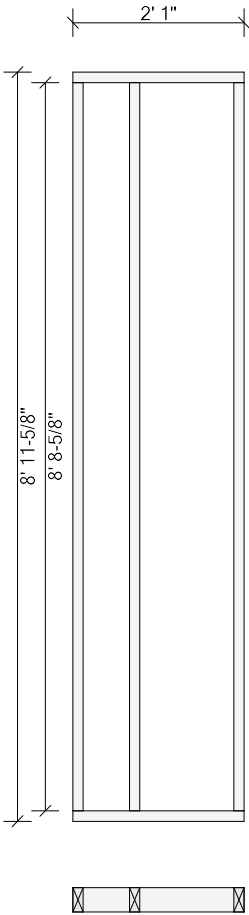


Top Plates: 2x4 SPF #2 13' 9" Bottom Plates: 2x4 SPF #2 13' 9"
Studs: (10) 2x4 SPF #2 8' 8-5/8"

Components & Subcomponents	Start	End
2X6 L (2x6 Dn)	9' 6-1/4"	10' 1-1/4"
1 Stud 8' 8-5/8" 2x6 SPF #2		1 Stud 8' 8-5/8" 2x4 SPF #2
2X4 L (2x4 Dn)	13' 4"	@ End
2 Studs 8' 8-5/8" 2x4 SPF #2		



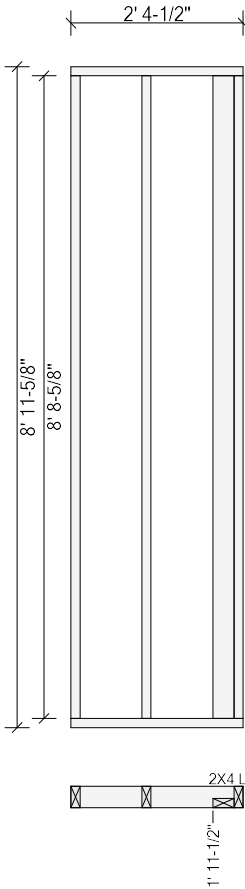
Panel #240 Length: 2' 1" Height: 9' 1-1/8" First Stud Face @8-1/4" (1' 4" o.c.) Diagonal: 9' 2-1/2"



Top Plates: 2x4 SPF #2 2' 1" Bottom Plates: 2x4 SPF #2 2' 1"
Studs: (3) 2x4 SPF #2 8' 8-5/8"



Panel #241 Length: 2' 4-1/2" Height: 9' 1-1/8" First Stud Face @11-3/4" (1' 4" o.c.) Diagonal: 9' 3-5/16"

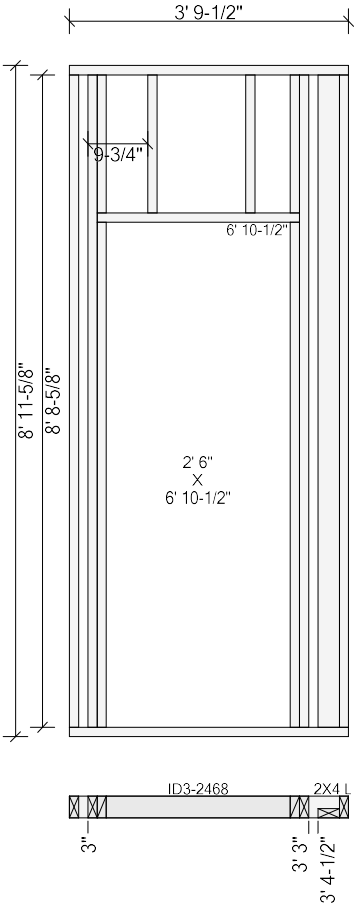


Top Plates: 2x4 SPF #2 2' 4-1/2" Bottom Plates: 2x4 SPF #2 2' 4-1/2"
Studs: (2) 2x4 SPF #2 8' 8-5/8"

Components & Subcomponents	Start	End
2X4 L (2x4 Dn)	1' 11-1/2"	@ End
2 Studs 8' 8-5/8" 2x4 SPF #2		



Panel #242 Length: 3' 9-1/2" Height: 9' 1-1/8" Diagonal: 9' 8-7/8"




Top Plates: 2x4 SPF #2 3' 9-1/2" Bottom Plates: 2x4 SPF #2 3' 9-1/2"
Studs: 2x4 SPF #2 8' 8-5/8"

Components & Subcomponents	Start	End
ID3-2468 (6' 9")	3"	3' 3"
1 Stud 8' 8-5/8" 2x4 SPF #2		1 Trimmer 6' 9" 2x4 SPF #2
1 Stud 8' 8-5/8" 2x4 SPF #2		1 Trimmer 6' 9" 2x4 SPF #2
1 Header Sill 2' 9" 2x4		4 Header Cripples 1' 10-1/8" 2x4 SPF #2
2X4 L (2x4 Dn)	3' 4-1/2"	@ End
2 Studs 8' 8-5/8" 2x4 SPF #2		



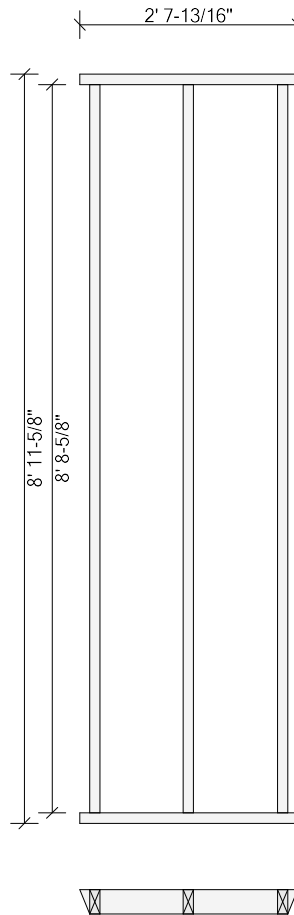
Panel #243 Length: 3' 7-1/2" Height: 9' 1-1/8" First Stud Face @10-3/4" (1' 4" o.c.) Diagonal: 9' 8-1/16"



Top Plates: 2x4 SPF #2 3' 7-1/2" -22.5 \ Sk | Bottom Plates: 2x4 SPF #2 3' 7-1/2" -22.5 \ Sk |
Studs: (4) 2x4 SPF #2 8' 8-5/8"



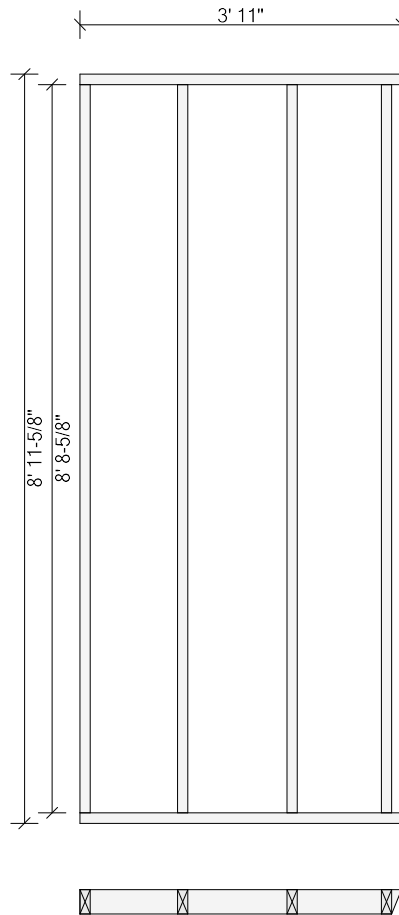
Panel #244 Length: 2' 7-13/16" Height: 9' 1-1/8" First Stud Face @1' 3-1/16" (1' 4" o.c.) Diagonal: 9' 4-1/4"



Top Plates: 2x4 SPF #2 2' 7-13/16" -22.5 \ Sk / -22.5 Bottom Plates: 2x4 SPF #2 2' 7-13/16" -22.5 \ Sk / -22.5
Studs: (3) 2x4 SPF #2 8' 8-5/8"



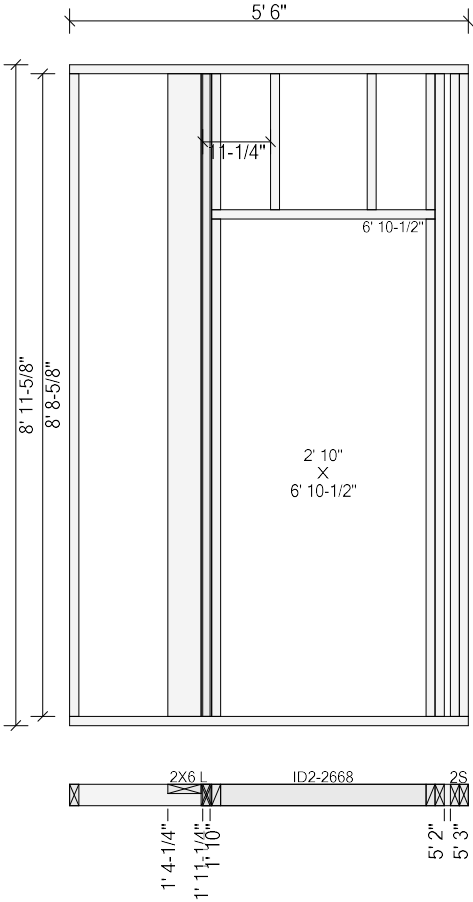
Panel #245 Length: 3' 11" Height: 9' 1-1/8" First Stud Face @1' 2-1/4" (1' 4" o.c.) Diagonal: 9' 9-7/16"



Top Plates: 2x4 SPF #2 3' 11" | Sk / -22.5 Bottom Plates: 2x4 SPF #2 3' 11" | Sk / -22.5
Studs: (4) 2x4 SPF #2 8' 8-5/8"



Panel #246 Length: 5' 6" Height: 9' 1-1/8" Diagonal: 10' 6-1/4"

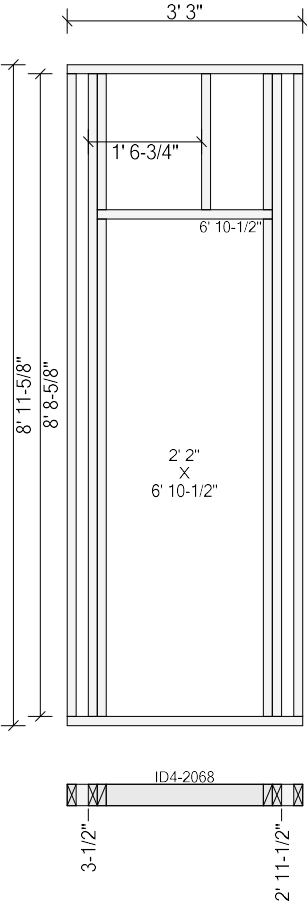


Top Plates: 2x4 SPF #2 5' 6" Bottom Plates: 2x4 SPF #2 5' 6"
Studs: 2x4 SPF #2 8' 8-5/8"

Components & Subcomponents	Start	End
2X6 L (2x6 Up)	1' 4-1/4"	1' 11-1/4"
1 Stud 8' 8-5/8" 2x6 SPF #2		1 Stud 8' 8-5/8" 2x4 SPF #2
ID2-2668 (6' 9")	1' 10"	5' 2"
1 Stud 8' 8-5/8" 2x4 SPF #2		1 Trimmer 6' 9" 2x4 SPF #2
1 Stud 8' 8-5/8" 2x4 SPF #2		1 Trimmer 6' 9" 2x4 SPF #2
1 Header Sill 3' 1" 2x4		4 Header Cripples 1' 10-1/8" 2x4 SPF #2
2S	5' 3"	@ End
2 Studs 8' 8-5/8" 2x4 SPF #2		



Panel #247 Length: 3' 3" Height: 9' 1-1/8" Diagonal: 9' 6-1/2"



Top Plates: 2x4 SPF #2 3' 3" Bottom Plates: 2x4 SPF #2 3' 3"
Studs: (2) 2x4 SPF #2 8' 8-5/8"

Components & Subcomponents			Start	End		
ID4-2068 (6' 9")			3-1/2"	2' 11-1/2"		
1 Stud	8' 8-5/8"	2x4 SPF #2		1 Trimmer	6' 9"	2x4 SPF #2
1 Stud	8' 8-5/8"	2x4 SPF #2		1 Trimmer	6' 9"	2x4 SPF #2
1 Header Sill	2' 5"	2x4		3 Header Cripples	1' 10-1/8"	2x4 SPF #2