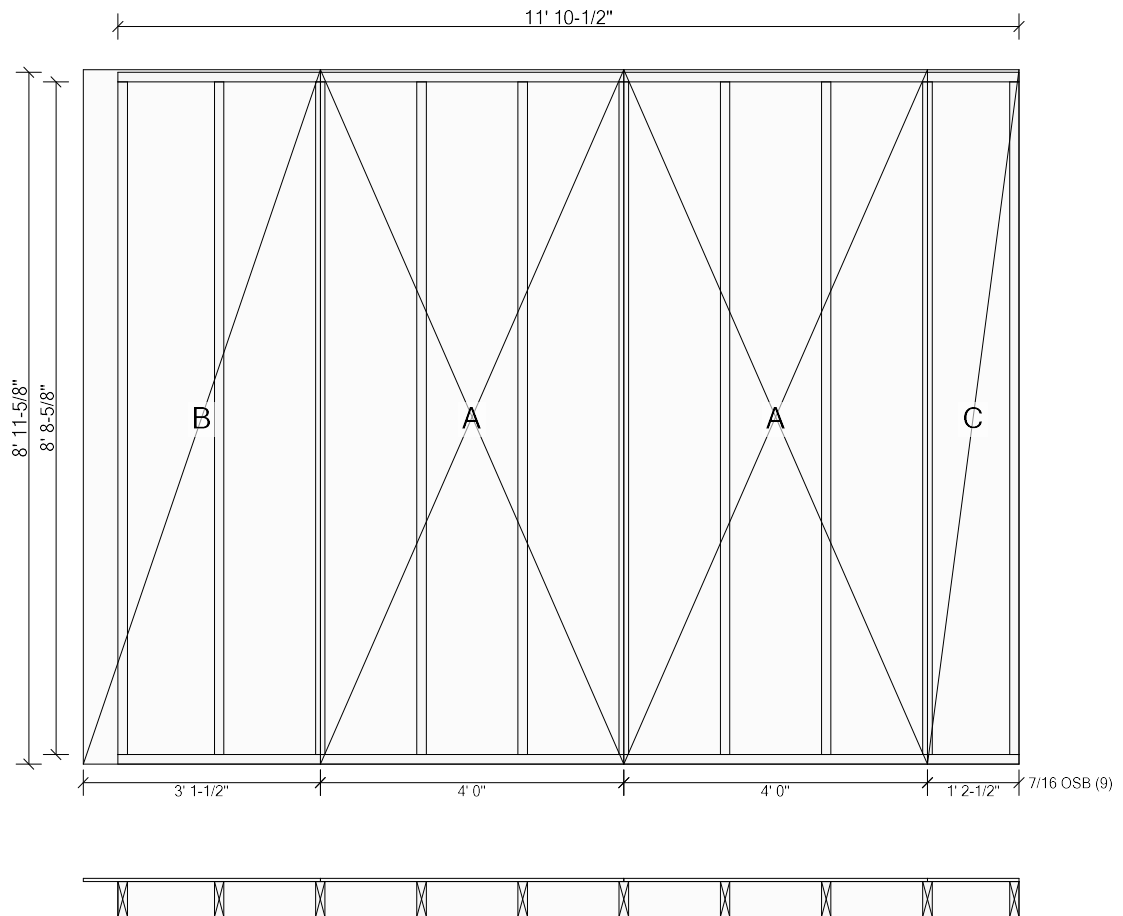


Panel #EX1 Length: 11' 10-1/2" Height: 9' 1-1/8" First Stud Face @1' 3-1/4" (1' 4" o.c.) Diagonal: 14' 10-9/16"

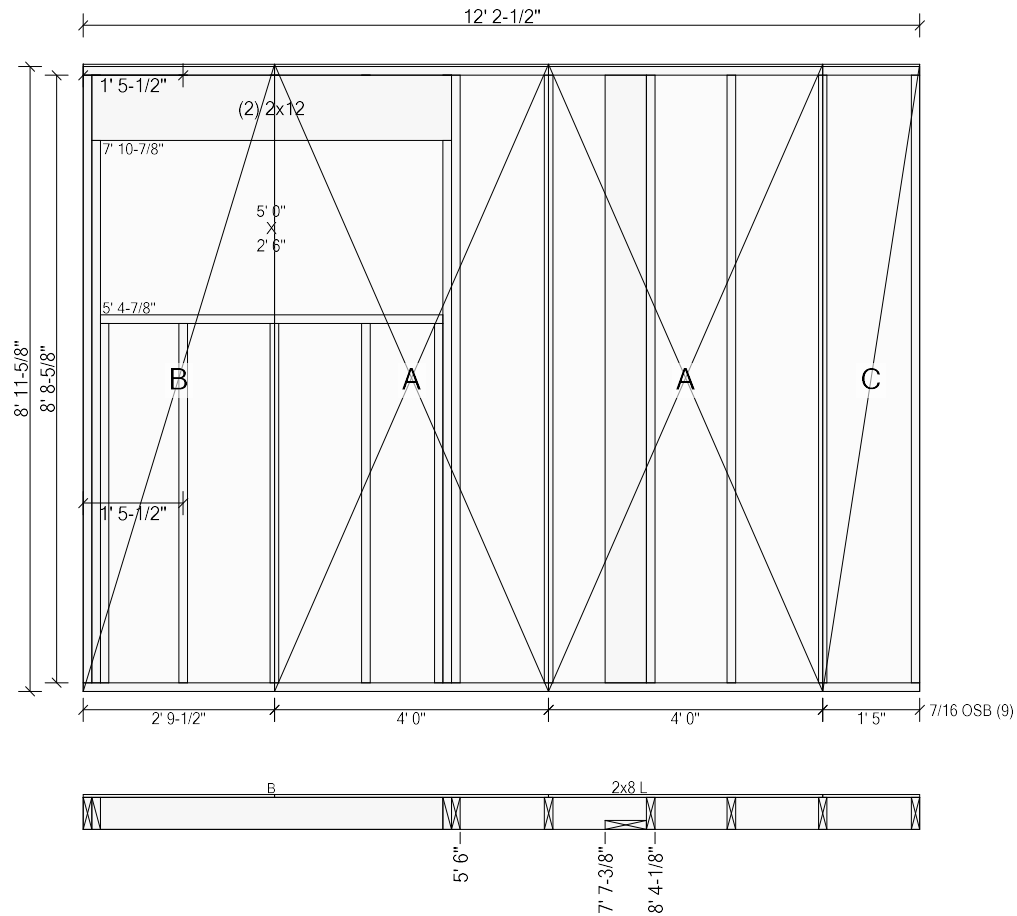


Top Plates: 2x6 SPF #2 11' 10-1/2" Bottom Plates: 2x6 SPF #2 11' 10-1/2"

Studs: (10) 2x6 SPF #2 8' 8-5/8"

Exterior Sheathing: Start: Fly 5-1/2" End: Flush

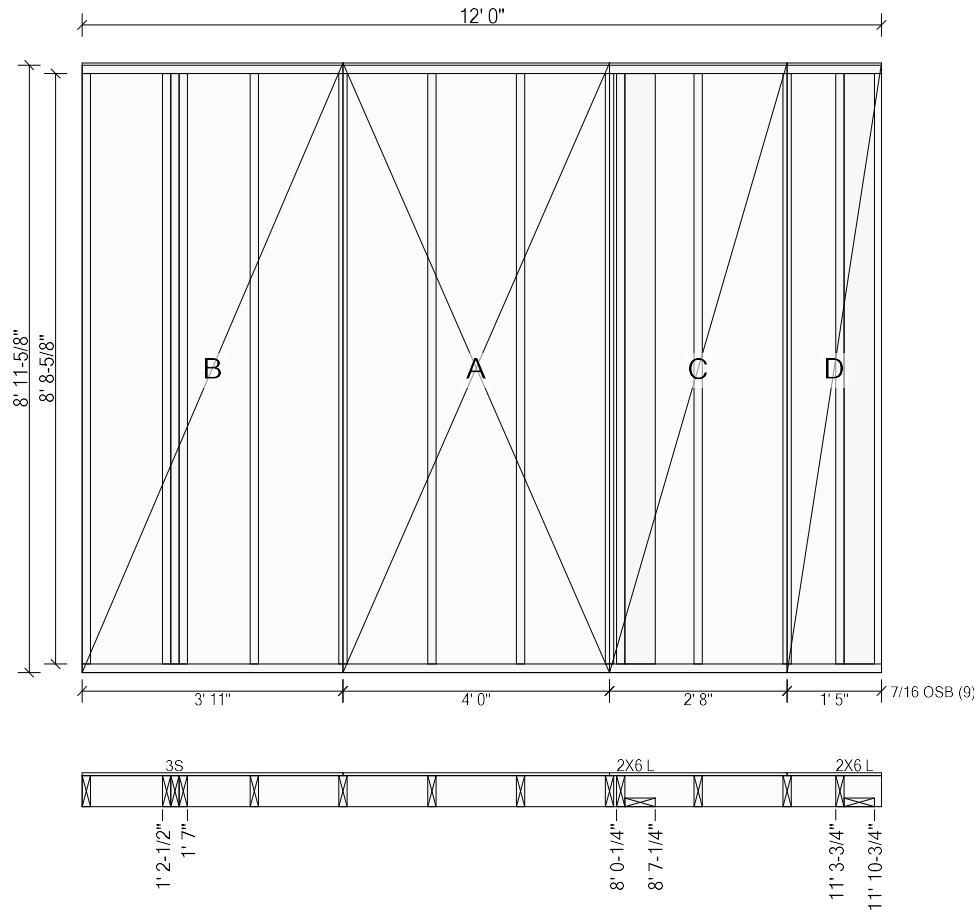
Panel #EX2 Length: 12' 2-1/2" Height: 9' 1-1/8" First Stud Face @6' 8-3/4" (1' 4" o.c.) Diagonal: 15' 1-13/16"



Top Plates: 2x6 SPF #2 12' 2-1/2" Bottom Plates: 2x6 SPF #2 12' 2-1/2"
Studs: (4) 2x6 SPF #2 8' 8-5/8"

Components & Subcomponents	Start	End
B (7' 9-3/8")	@ Start	5' 6"
2x8 L (2x8 Dn)	7' 7-3/8"	8' 4-1/8"
Exterior Sheathing:	Start: Flush	End: Flush

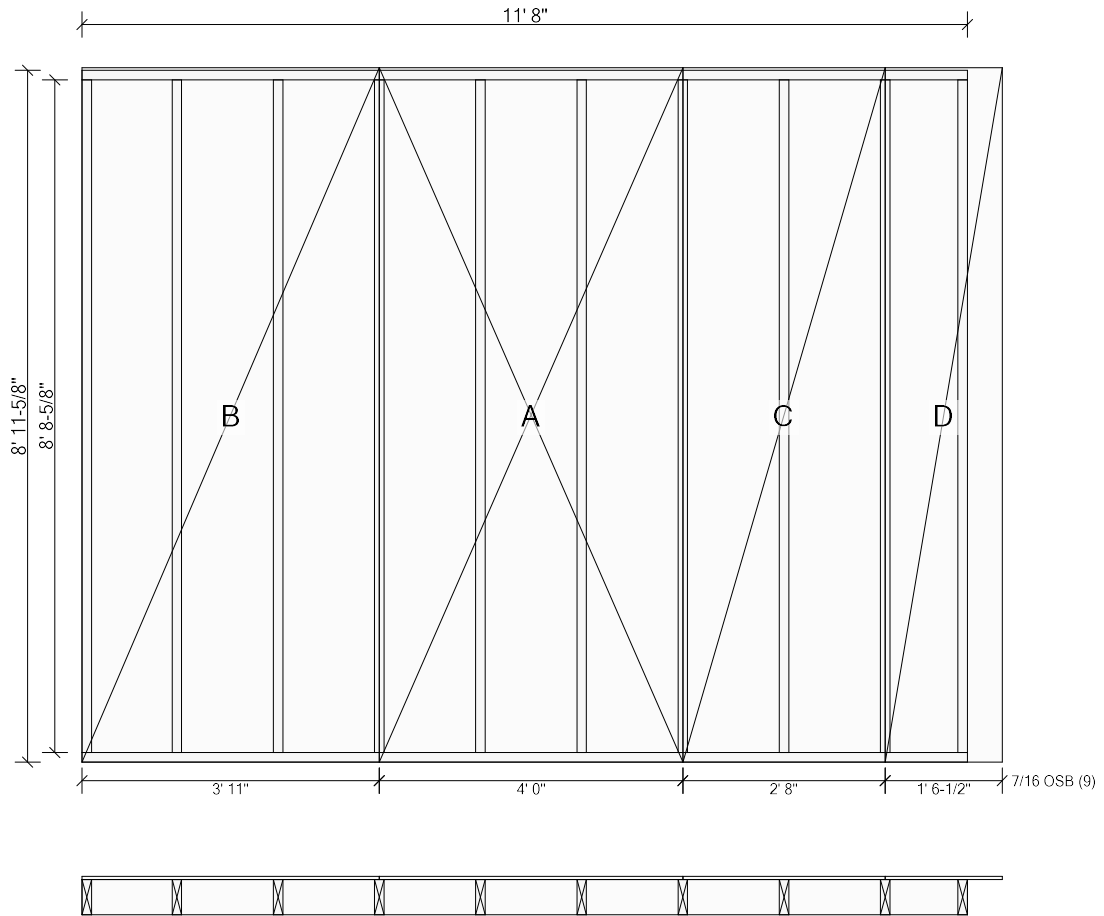
Panel #EX3 Length: 12' 0" Height: 9' 1-1/8" First Stud Face @2' 6-1/4" (1' 4" o.c.) Diagonal: 14' 11-3/4"



Top Plates: 2x6 SPF #2 12' 0" Bottom Plates: 2x6 SPF #2 12' 0"
Studs: (8) 2x6 SPF #2 8' 8-5/8"

Components & Subcomponents	Start	End
3S	1' 2-1/2"	1' 7"
2X6 L (2x6 Dn)	8' 0-1/4"	8' 7-1/4"
2X6 L (2x6 Dn)	11' 3-3/4"	11' 10-3/4"
Exterior Sheathing: Start: Flush	End: Flush	

Panel #EX4 Length: 11' 8" Height: 9' 1-1/8" First Stud Face @1' 2-1/4" (1' 4" o.c.) Diagonal: 14' 8-9/16"



Top Plates: 2x6 SPF #2 11' 8" Bottom Plates: 2x6 SPF #2 11' 8"

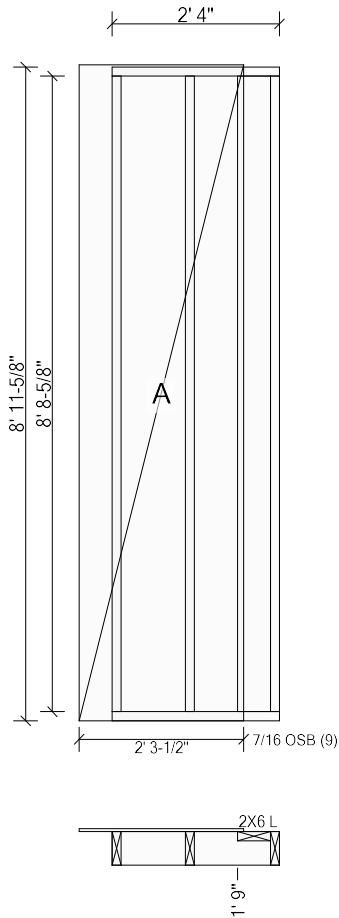
Studs: (10) 2x6 SPF #2 8' 8-5/8"

Exterior Sheathing: Start: Flush End: Fly 5-1/2"

Components & Subcomponents	Start	End
2X6 L (2x6 Dn)	@ Start	7"
A (7' 9-3/8")	2' 6-1/2"	5' 8-1/2"
A (7' 9-3/8")	5' 9"	8' 11"
A (7' 9-3/8")	8' 11-1/2"	12' 1-1/2"
2X6 L (2x6 Dn)	14' 1"	@ End
Exterior Sheathing:	Start: Flush	End: Flush

MainChicago6/70

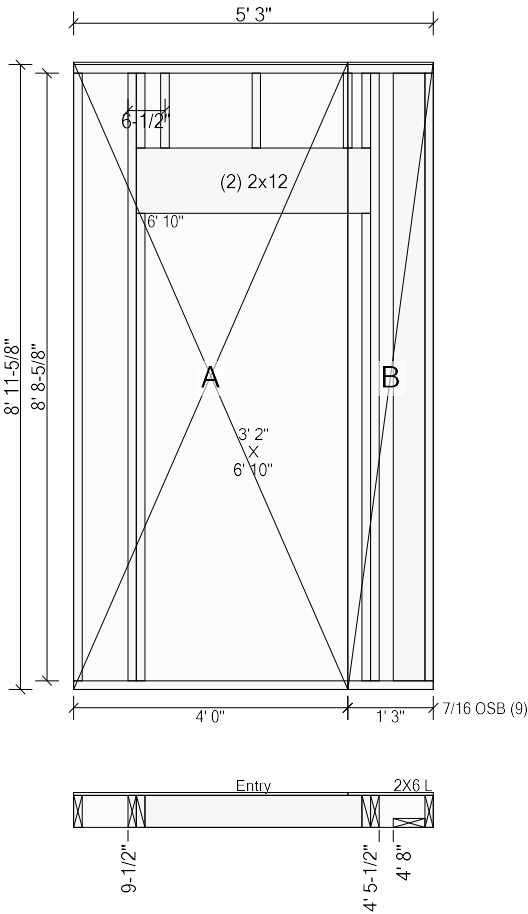
Panel #EX6Length: 2' 4"Height: 9' 1-1/8"First Stud Face @1' 0-1/4" (1' 4" o.c.)Diagonal: 9' 3-3/16"



Top Plates:2x6 SPF #2 2' 4"Bottom Plates: 2x6 SPF #2 2' 4"Studs: (2) 2x6 SPF #2 8' 8-5/8"

Components & Subcomponents	Start	End
2X6 L (2x6 Up)	1' 9"	@ End
Exterior Sheathing:	Start: Fly 5-1/2"End: Hold 6"	

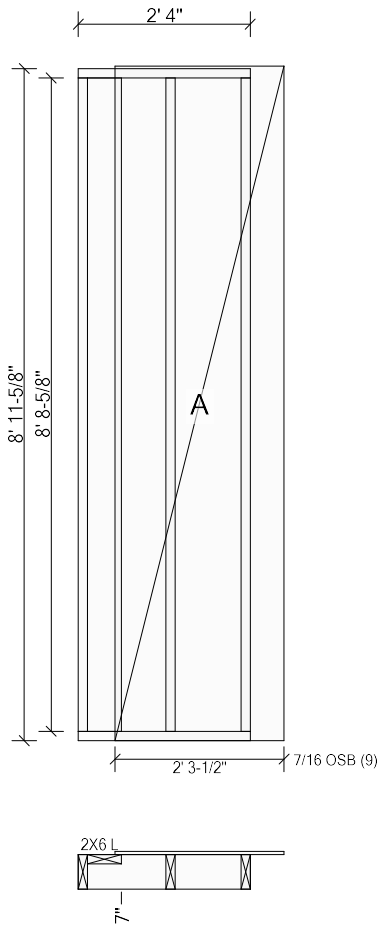
Panel #EX7 Length: 5' 3" Height: 9' 1-1/8" Diagonal: 10' 4-11/16"



Top Plates: 2x6 SPF #2 5' 3" Bottom Plates: 2x6 SPF #2 5' 3"
Studs: 2x6 SPF #2 8' 8-5/8"

Components & Subcomponents	Start	End
Entry (6' 8-1/2")	9-1/2"	4' 5-1/2"
2X6 L (2x6 Dn)	4' 8"	@ End
Exterior Sheathing:	Start: Flush End: Flush	

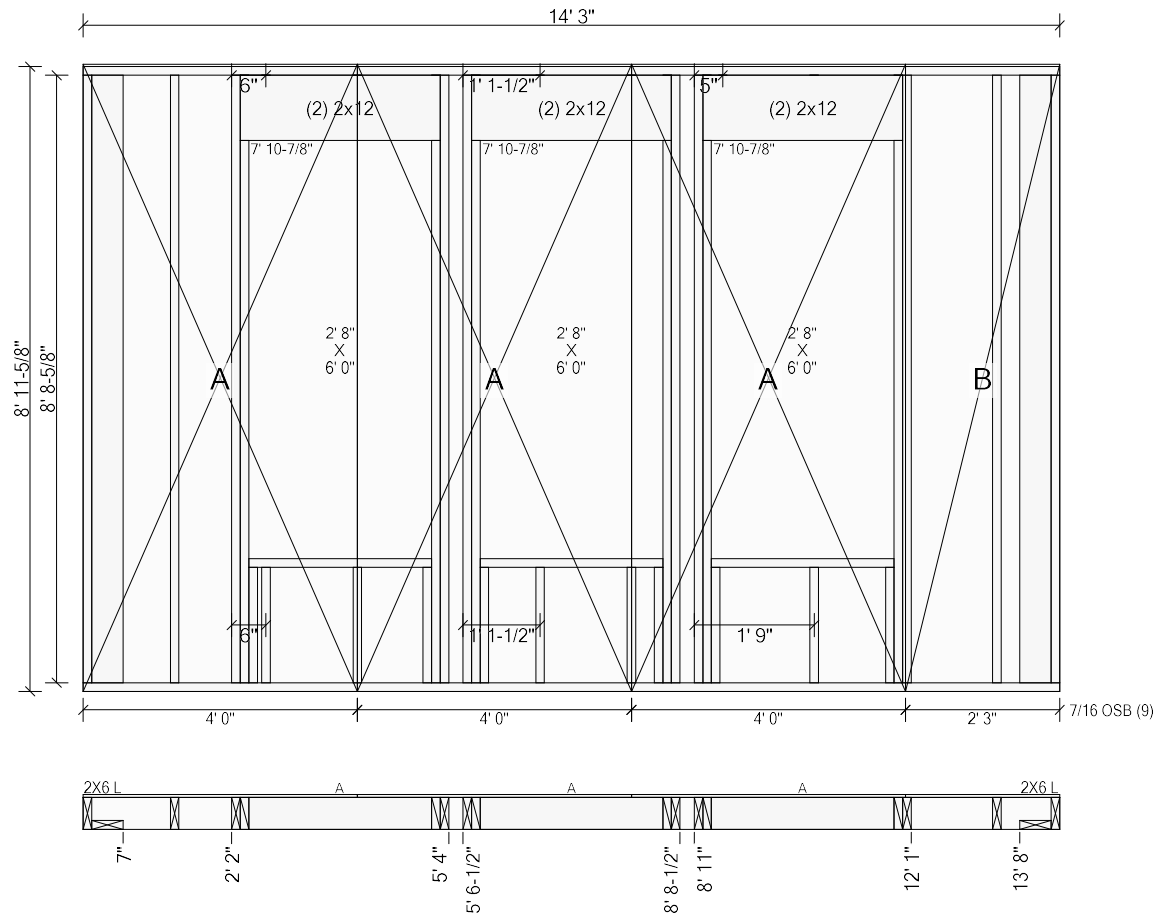
Panel #EX8 Length: 2' 4" Height: 9' 1-1/8" First Stud Face @1' 2-1/4" (1' 4" o.c.) Diagonal: 9' 3-3/16"



Top Plates: 2x6 SPF #2 2' 4" Bottom Plates: 2x6 SPF #2 2' 4"
Studs: (2) 2x6 SPF #2 8' 8-5/8"

Components & Subcomponents	Start	End
2X6 L (2x6 Up)	@ Start	7"
Exterior Sheathing:	Start: Hold 6"	End: Fly 5-1/2"

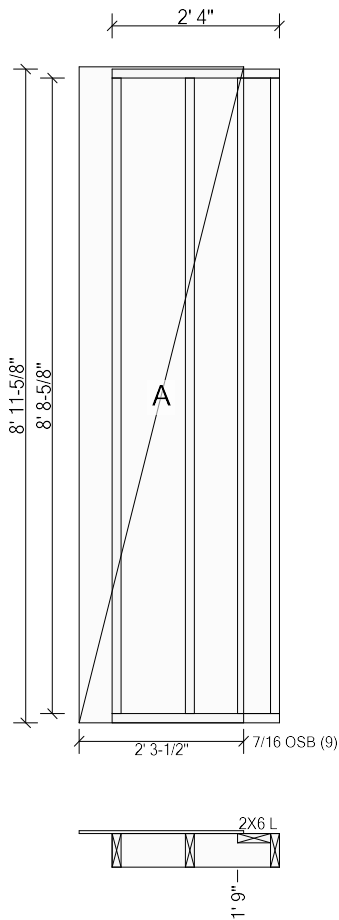
Panel #EX9 Length: 14' 3" Height: 9' 1-1/8" First Stud Face @1' 3-1/4" (1' 4" o.c.) Diagonal: 16' 10-1/16"



Top Plates: 2x6 SPF #2 14' 3" Bottom Plates: 2x6 SPF #2 14' 3"
Studs: (2) 2x6 SPF #2 8' 8-5/8"

Components & Subcomponents	Start	End
2X6 L (2x6 Dn)	@ Start	7"
A (7' 9-3/8")	2' 2"	5' 4"
A (7' 9-3/8")	5' 6-1/2"	8' 8-1/2"
A (7' 9-3/8")	8' 11"	12' 1"
2X6 L (2x6 Dn)	13' 8"	@ End
Exterior Sheathing:	Start: Flush	End: Flush

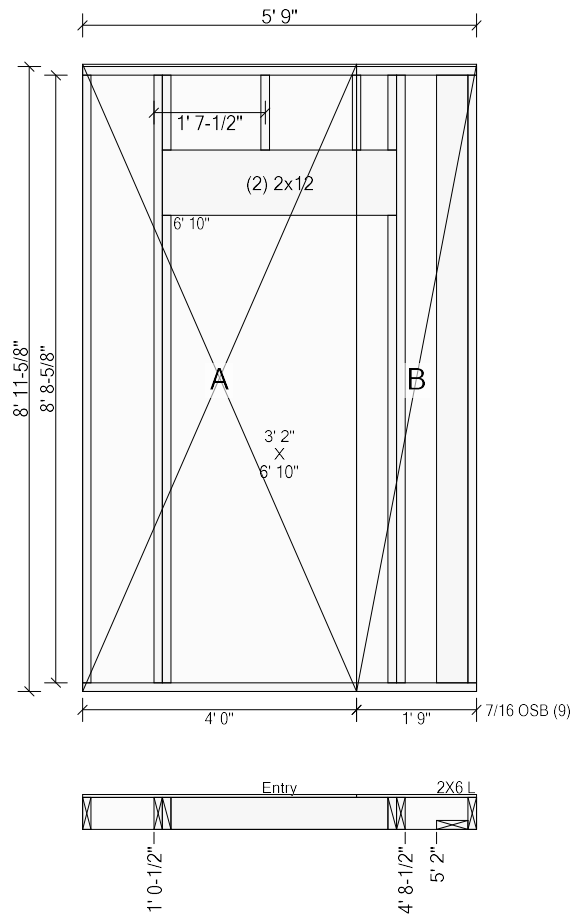
Panel #EX10 Length: 2' 4" Height: 9' 1-1/8" First Stud Face @1' 0-1/4" (1' 4" o.c.) Diagonal: 9' 3-3/16"



Top Plates: 2x6 SPF #2 2' 4" Bottom Plates: 2x6 SPF #2 2' 4"
Studs: (2) 2x6 SPF #2 8' 8-5/8"

Components & Subcomponents	Start	End
2X6 L (2x6 Up)	1' 9"	@ End
Exterior Sheathing:	Start: Fly 5-1/2" End: Hold 6"	

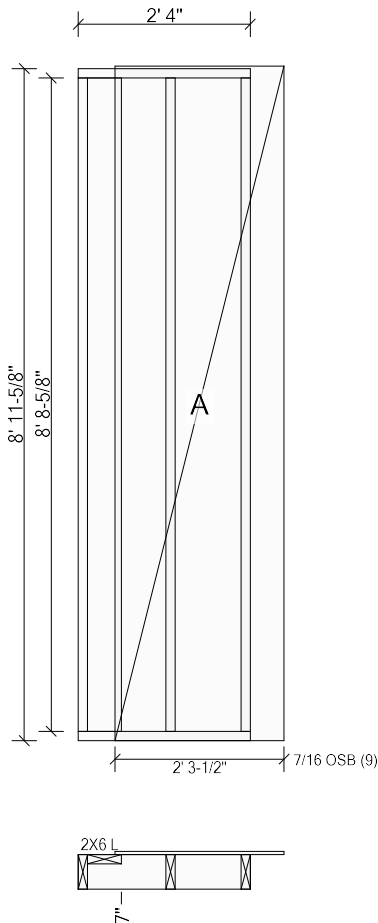
Panel #EX11 Length: 5' 9" Height: 9' 1-1/8" Diagonal: 10' 7-7/8"



Top Plates: 2x6 SPF #2 5' 9" Bottom Plates: 2x6 SPF #2 5' 9"
Studs: 2x6 SPF #2 8' 8-5/8"

Components & Subcomponents	Start	End
Entry (6' 8-1/2")	1' 0-1/2"	4' 8-1/2"
2X6 L (2x6 Dn)	5' 2"	@ End
Exterior Sheathing: Start: Flush	End: Flush	

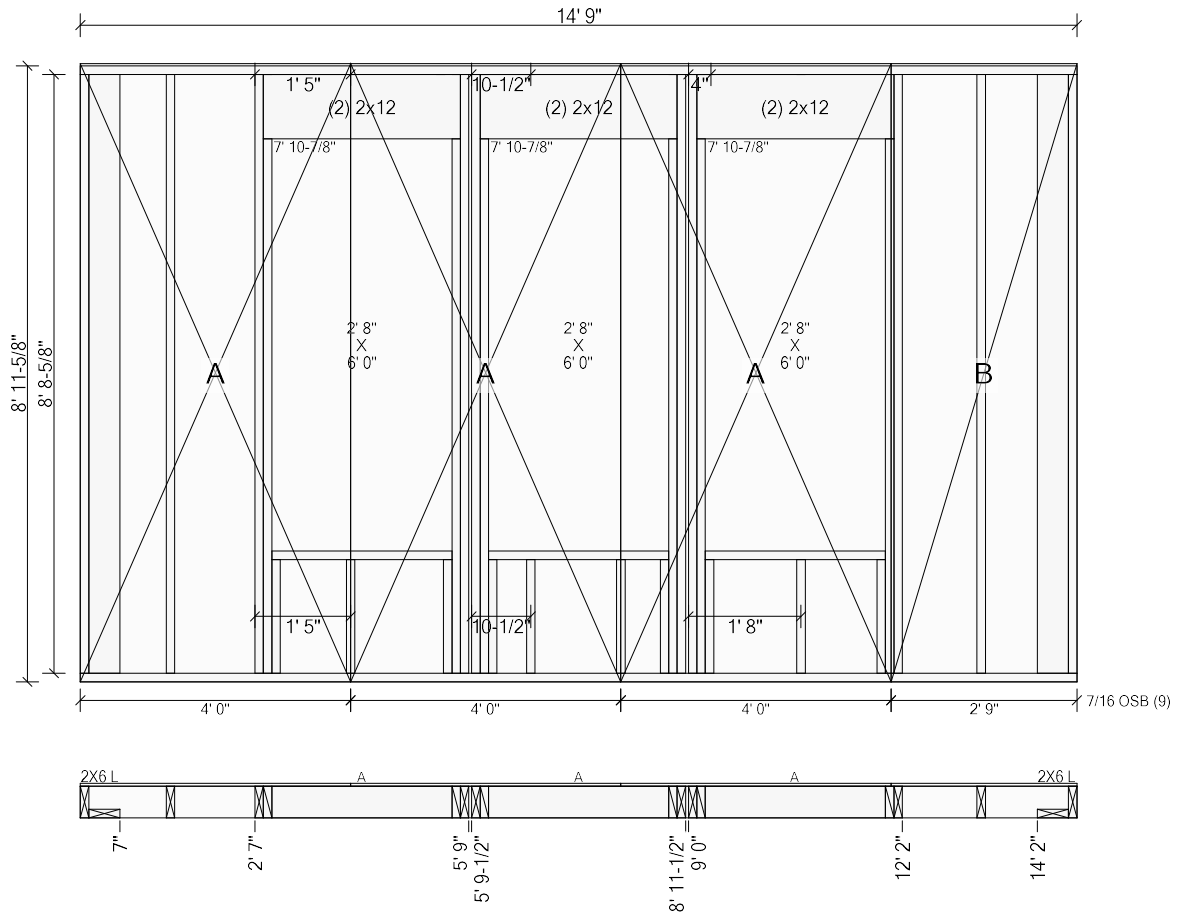
Panel #EX12 Length: 2' 4" Height: 9' 1-1/8" First Stud Face @1' 2-1/4" (1' 4" o.c.) Diagonal: 9' 3-3/16"



Top Plates: 2x6 SPF #2 2' 4" Bottom Plates: 2x6 SPF #2 2' 4"
Studs: (2) 2x6 SPF #2 8' 8-5/8"

Components & Subcomponents	Start	End
2X6 L (2x6 Up)	@ Start	7"
Exterior Sheathing:	Start: Hold 6"	End: Fly 5-1/2"

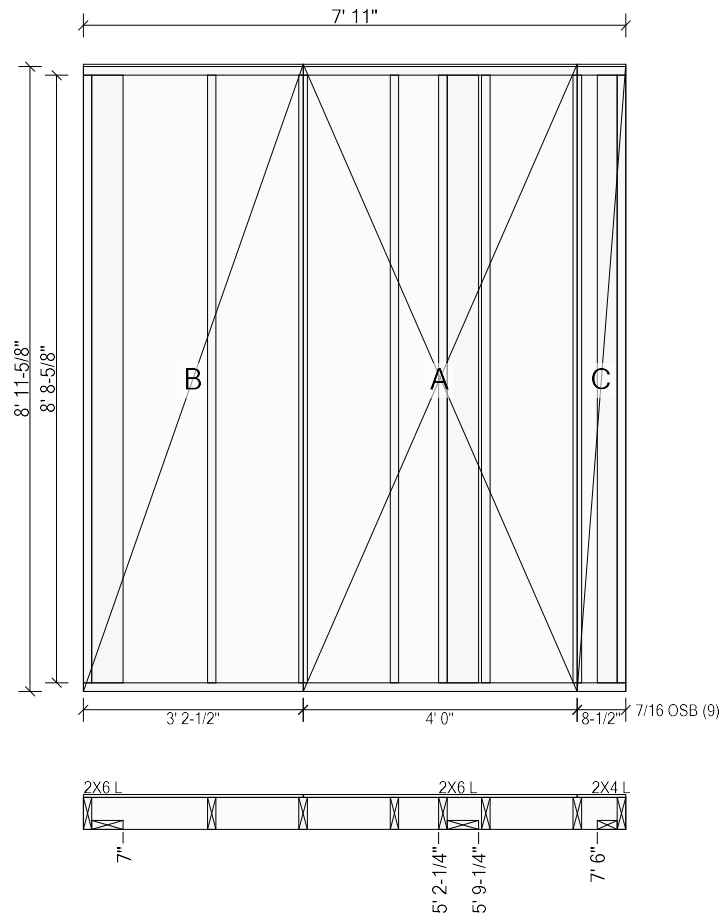
Panel #EX13 Length: 14' 9" Height: 9' 1-1/8" First Stud Face @1' 3-1/4" (1' 4" o.c.) Diagonal: 17' 3-1/8"



Top Plates: 2x6 SPF #2 14' 9" Bottom Plates: 2x6 SPF #2 14' 9"
Studs: (2) 2x6 SPF #2 8' 8-5/8"

Components & Subcomponents	Start	End
2X6 L (2x6 Dn)	@ Start	7"
A (7' 9-3/8")	2' 7"	5' 9"
A (7' 9-3/8")	5' 9-1/2"	8' 11-1/2"
A (7' 9-3/8")	9' 0"	12' 2"
2X6 L (2x6 Dn)	14' 2"	@ End
Exterior Sheathing:	Start: Flush	End: Flush

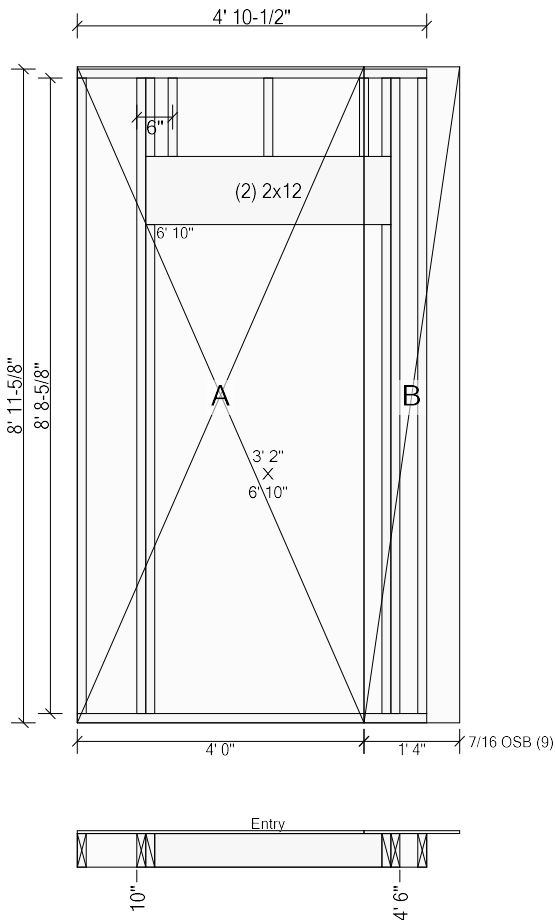
Panel #EX16 Length: 7' 11" Height: 9' 1-1/8" First Stud Face @1' 9-3/4" (1' 4" o.c.) Diagonal: 11' 11-9/16"



Top Plates: 2x6 SPF #2 7' 11" Bottom Plates: 2x6 SPF #2 7' 11"
Studs: (5) 2x6 SPF #2 8' 8-5/8"

Components & Subcomponents	Start	End
2X6 L (2x6 Dn)	@ Start	7"
2X6 L (2x6 Dn)	5' 2-1/4"	5' 9-1/4"
2X4 L (2x4 Dn)	7' 6"	@ End
Exterior Sheathing:	Start: Flush	End: Flush

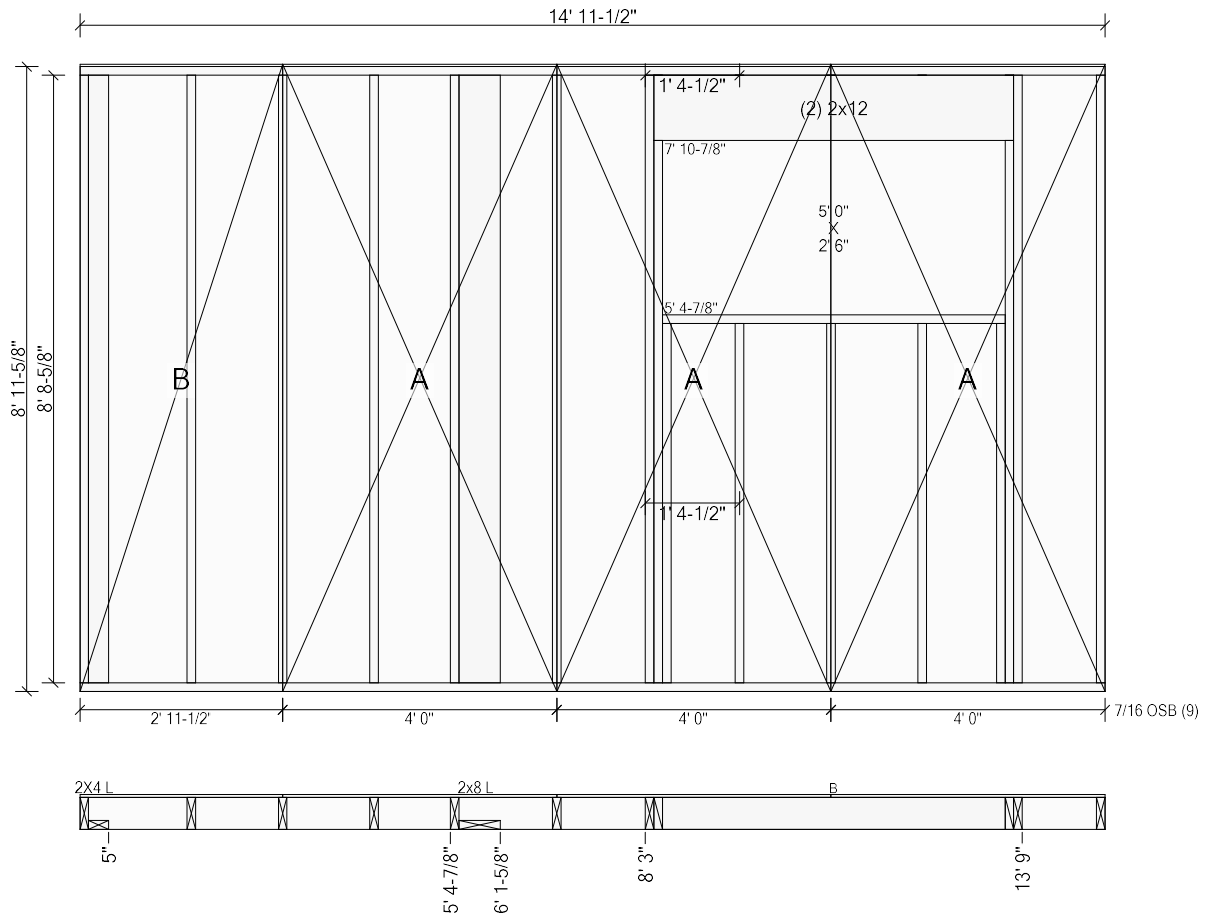
Panel #EX15 Length: 4' 10-1/2" Height: 9' 1-1/8" Diagonal: 10' 2-1/2"



Top Plates: 2x6 SPF #2 4' 10-1/2" Bottom Plates: 2x6 SPF #2 4' 10-1/2"
Studs: (2) 2x6 SPF #2 8' 8-5/8"

Components & Subcomponents	Start	End
Entry (6' 8-1/2")	10"	4' 6"
Exterior Sheathing:	Start: Flush End: Fly 5-1/2"	

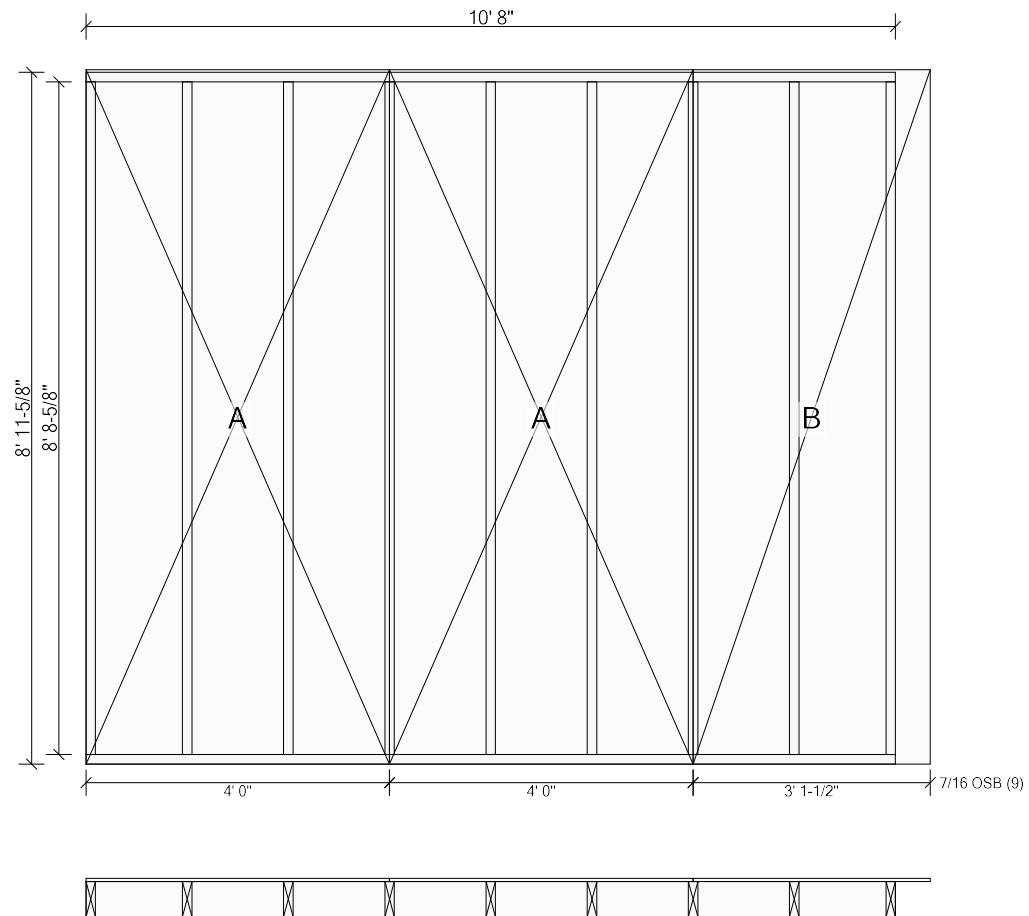
Panel #EX19 Length: 14' 11-1/2" Height: 9' 1-1/8" First Stud Face @1' 6-3/4" (1' 4" o.c.) Diagonal: 17' 5-5/16"



Top Plates: 2x6 SPF #2 14' 11-1/2" Bottom Plates: 2x6 SPF #2 14' 11-1/2"
Studs: (5) 2x6 SPF #2 8' 8-5/8"

Components & Subcomponents	Start	End
2X4 L (2x4 Dn)	@ Start	5"
2x8 L (2x8 Dn)	5' 4-7/8"	6' 1-5/8"
B (7' 9-3/8")	8' 3"	13' 9"
Exterior Sheathing:	Start: Flush	End: Flush

Panel #EX20 Length: 10' 8" Height: 9' 1-1/8" First Stud Face @1' 3-1/4" (1' 4" o.c.) Diagonal: 13' 11-1/4"

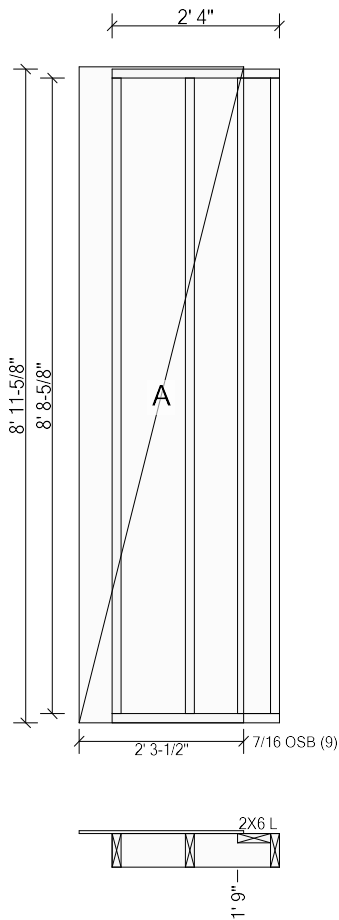


Top Plates: 2x6 SPF #2 10' 8" Bottom Plates: 2x6 SPF #2 10' 8"

Studs: (9) 2x6 SPF #2 8' 8-5/8"

Exterior Sheathing: Start: Flush End: Fly 5-1/2"

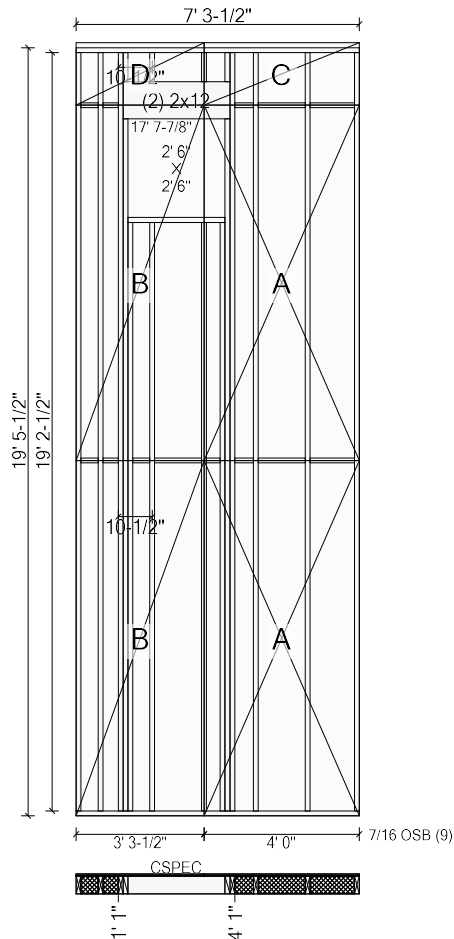
Panel #EX14 Length: 2' 4" Height: 9' 1-1/8" First Stud Face @1' 0-1/4" (1' 4" o.c.) Diagonal: 9' 3-3/16"



Top Plates: 2x6 SPF #2 2' 4" Bottom Plates: 2x6 SPF #2 2' 4"
Studs: (2) 2x6 SPF #2 8' 8-5/8"

Components & Subcomponents	Start	End
2X6 L (2x6 Up)	1' 9"	@ End
Exterior Sheathing:	Start: Fly 5-1/2" End: Hold 6"	

Panel #EX17 Length: 7' 3-1/2" Height: 19' 7" First Stud Face @6-3/4" (1' 4" o.c.) Diagonal: 20' 9-3/8"



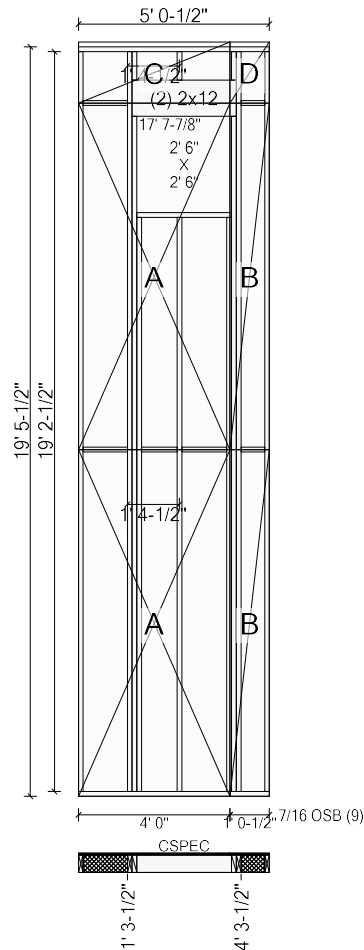
Top Plates: 2x6 SPF #2 7' 3-1/2" Bottom Plates: 2x6 SPF #2 7' 3-1/2"
Studs: (5) 2x6 SPF #2 19' 2-1/2"

Components & Subcomponents	Start	End
CSPEC (17' 6-3/8")	1' 1"	4' 1"
Exterior Sheathing: Start: Flush	End: Flush	

Blocking & Letin

2x6 SPF #2 Inline At: 9' 0", 18' 0"

Panel #EX18 Length: 5' 0-1/2" Height: 19' 7" Diagonal: 20' 1-3/16"




Top Plates: 2x6 SPF #2 5' 0-1/2" Bottom Plates: 2x6 SPF #2 5' 0-1/2"
Studs: (2) 2x6 SPF #2 19' 2-1/2"

Components & Subcomponents	Start	End
CSPEC (17' 6-3/8")	1' 3-1/2"	4' 3-1/2"
Exterior Sheathing:	Start: Flush	End: Flush

Blocking & Letin

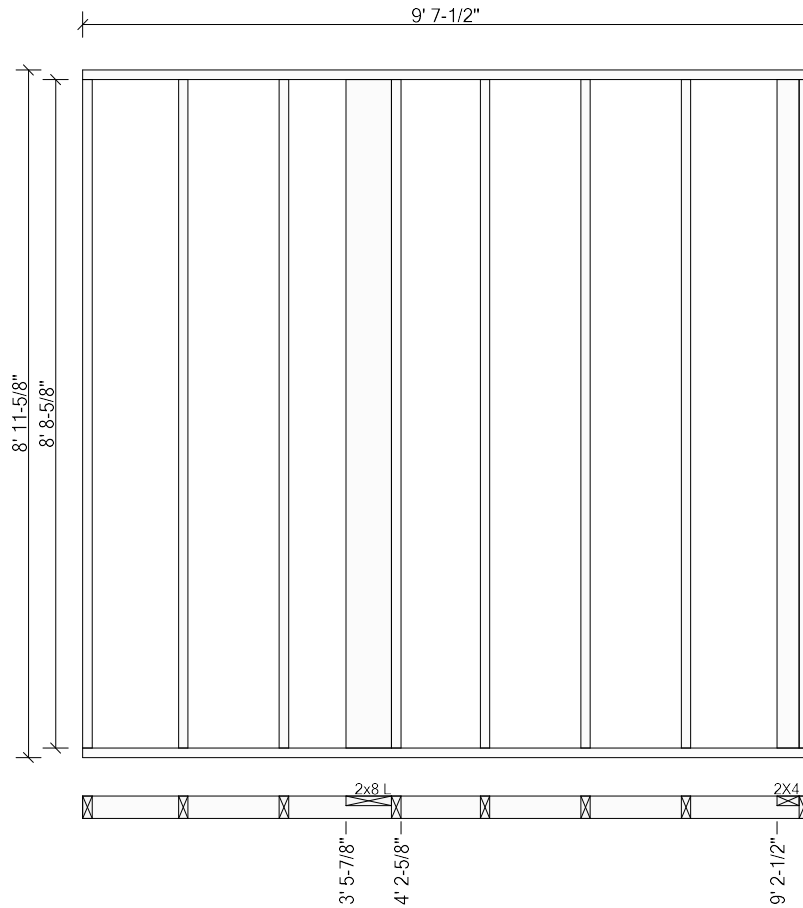
2x6 SPF #2 Inline At: 9' 0", 18' 0"

Panel #21 Length: 16' 0" Height: 9' 1-1/8" First Stud Face @1' 3-1/4" (1' 4" o.c.) Diagonal: 18' 4-1/8"



Top Plates: 2x4 SPF #2 16' 0" Bottom Plates: 2x4 SPF #2 16' 0"
Studs: (13) 2x4 SPF #2 8' 8-5/8"

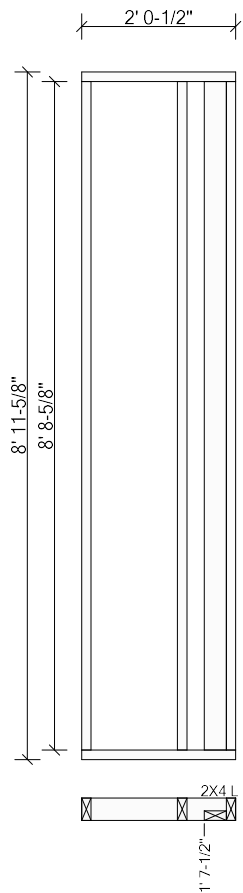
Panel #22 Length: 9' 7-1/2" Height: 9' 1-1/8" First Stud Face @1' 3-1/4" (1' 4" o.c.) Diagonal: 13' 1-7/8"



Top Plates: 2x4 SPF #2 9' 7-1/2" Bottom Plates: 2x4 SPF #2 9' 7-1/2"
Studs: (6) 2x4 SPF #2 8' 8-5/8"

Components & Subcomponents	Start	End
2x8 L (2x8 Up)	3' 5-7/8"	4' 2-5/8"
2X4 L (2x4 Up)	9' 2-1/2"	@ End

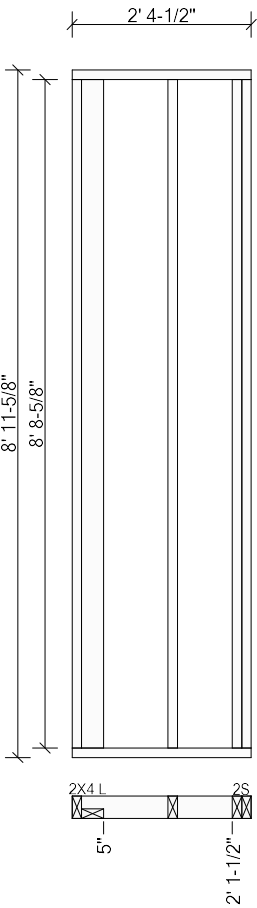
Panel #42 Length: 2' 0-1/2" Height: 9' 1-1/8" First Stud Face @1' 3-1/4" (1' 4" o.c.) Diagonal: 9' 2-3/8"



Top Plates: 2x4 SPF #2 2' 0-1/2" Bottom Plates: 2x4 SPF #2 2' 0-1/2"
Studs: (2) 2x4 SPF #2 8' 8-5/8"

Components & Subcomponents	Start	End
2X4 L (2x4 Dn)	1' 7-1/2"	@ End

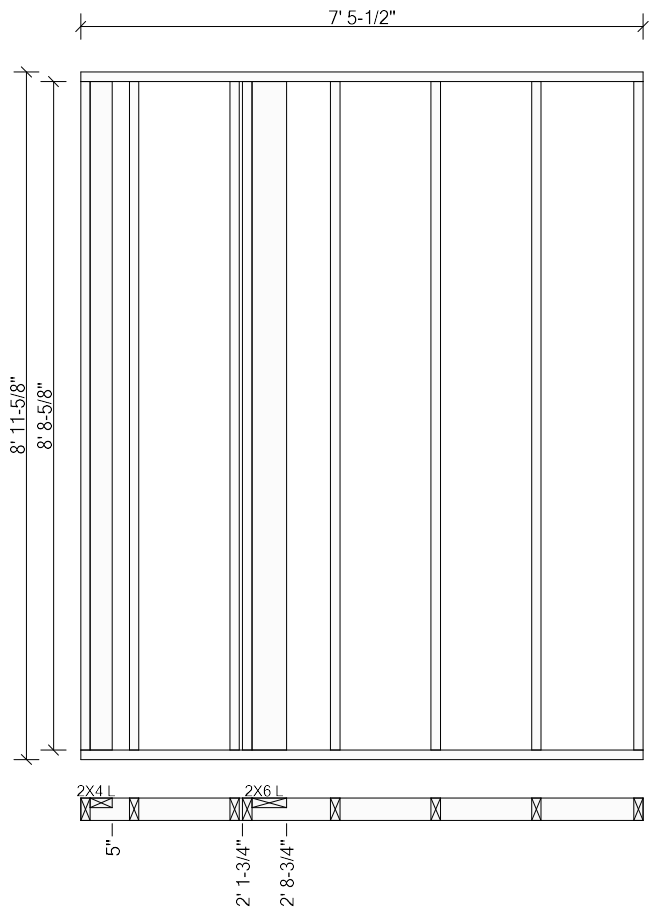
Panel #37 Length: 2' 4-1/2" Height: 9' 1-1/8" First Stud Face @1' 3-1/4" (1' 4" o.c.) Diagonal: 9' 3-5/16"



Top Plates: 2x4 SPF #2 2' 4-1/2" Bottom Plates: 2x4 SPF #2 2' 4-1/2"
Studs: 2x4 SPF #2 8' 8-5/8"

Components & Subcomponents	Start	End
2X4 L (2x4 Dn)	@ Start	5"
2S	2' 1-1/2"	@ End

Panel #24 Length: 7' 5-1/2" Height: 9' 1-1/8" First Stud Face @7-3/4" (1' 4" o.c.) Diagonal: 11' 8"

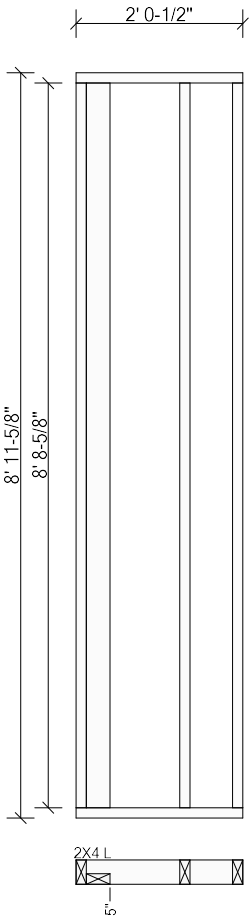


Top Plates: 2x4 SPF #2 7' 5-1/2" Bottom Plates: 2x4 SPF #2 7' 5-1/2"
Studs: (6) 2x4 SPF #2 8' 8-5/8"

Components & Subcomponents	Start	End
2X4 L (2x4 Up)	@ Start	5"
2X6 L (2x6 Up)	2' 1-3/4"	2' 8-3/4"

Components & Subcomponents	Start	End
2/8 (6' 8-1/2")	10-3/8"	4' 2-3/8"

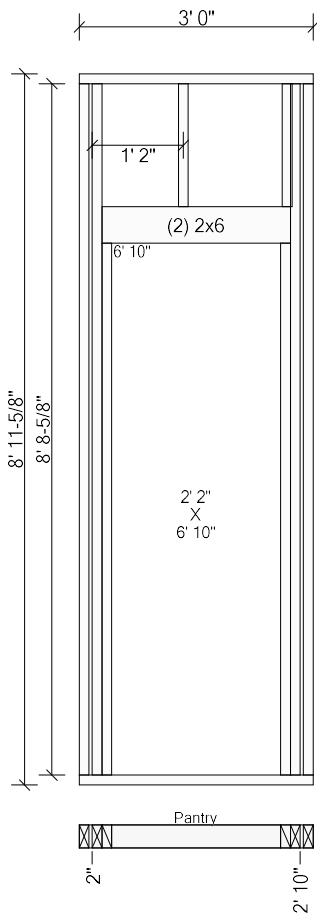
Panel #44 Length: 2' 0-1/2" Height: 9' 1-1/8" First Stud Face @1' 3-1/4" (1' 4" o.c.) Diagonal: 9' 2-3/8"



Top Plates: 2x4 SPF #2 2' 0-1/2" Bottom Plates: 2x4 SPF #2 2' 0-1/2"
Studs: (2) 2x4 SPF #2 8' 8-5/8"

Components & Subcomponents	Start	End
2X4 L (2x4 Dn)	@ Start	5"

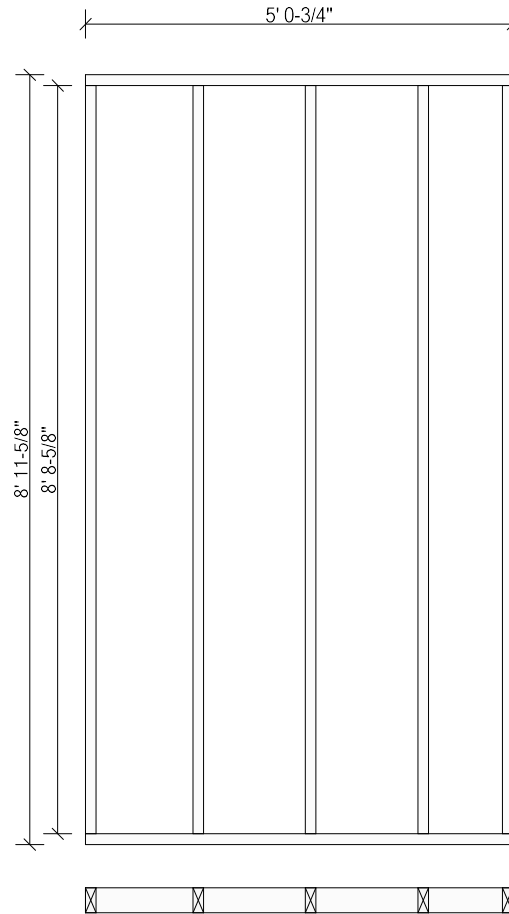
Panel #43 Length: 3' 0" Height: 9' 1-1/8" Diagonal: 9' 5-1/2"



Top Plates: 2x4 SPF #2 3' 0" Bottom Plates: 2x4 SPF #2 3' 0"
Studs: (2) 2x4 SPF #2 8' 8-5/8"

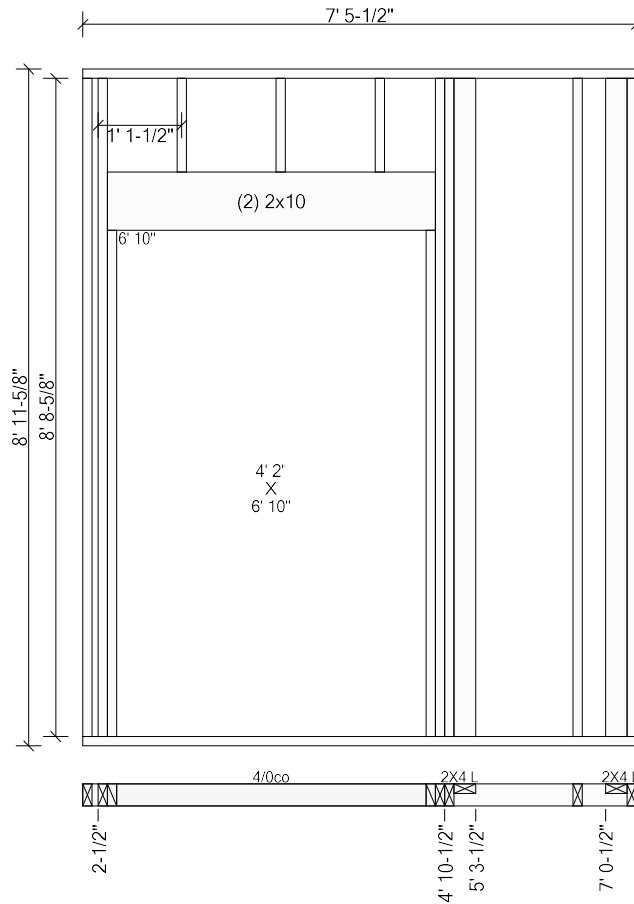
Components & Subcomponents	Start	End
Pantry (6' 8-1/2")	2"	2' 10"

Panel #40 Length: 5' 0-3/4" Height: 9' 1-1/8" First Stud Face @1' 3-1/4" (1' 4" o.c.) Diagonal: 10' 3-9/16"



Top Plates: 2x4 SPF #2 5' 0-3/4" Bottom Plates: 2x4 SPF #2 5' 0-3/4"
Studs: (5) 2x4 SPF #2 8' 8-5/8"

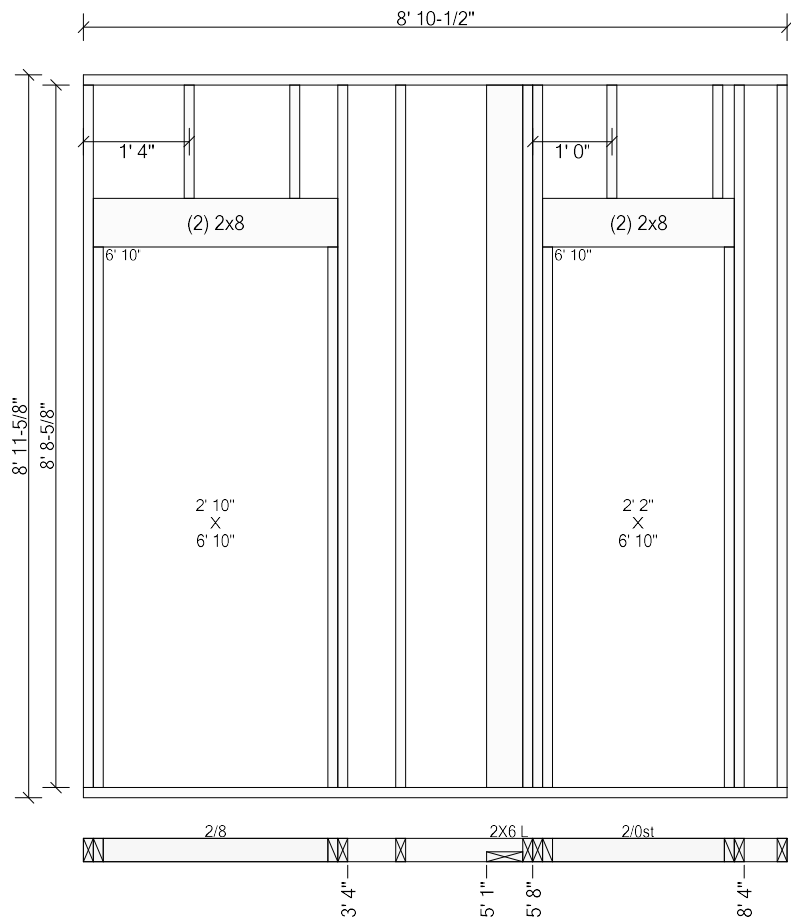
Panel #39 Length: 7' 5-1/2" Height: 9' 1-1/8" First Stud Face @6' 7-1/4" (1' 4" o.c.) Diagonal: 11' 8"



Top Plates: 2x4 SPF #2 7' 5-1/2" Bottom Plates: 2x4 SPF #2 7' 5-1/2"
Studs: (2) 2x4 SPF #2 8' 8-5/8"

Components & Subcomponents	Start	End
4/0co (6' 8-1/2")	2-1/2"	4' 10-1/2"
2X4 L (2x4 Up)	4' 10-1/2"	5' 3-1/2"
2X4 L (2x4 Up)	7' 0-1/2"	@ End

Panel #36 Length: 8' 10-1/2" Height: 9' 1-1/8" First Stud Face @3' 11-1/4" (1' 4" o.c.) Diagonal: 12' 7-7/16"

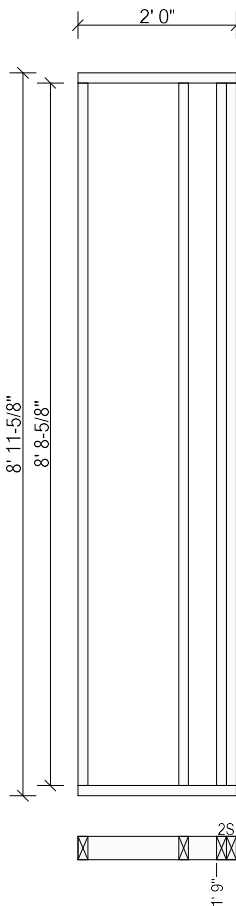


Top Plates: 2x4 SPF #2 8' 10-1/2" Bottom Plates: 2x4 SPF #2 8' 10-1/2"
Studs: (2) 2x4 SPF #2 8' 8-5/8"

Components & Subcomponents	Start	End
2/8 (6' 8-1/2")	@ Start	3' 4"
2X6 L (2x6 Dn)	5' 1"	5' 8"
2/0st (6' 8-1/2")	5' 8"	8' 4"

MainChicago32/70

Panel #45Length: 2' 0"Height: 9' 1-1/8"First Stud Face @1' 3-1/4" (1' 4" o.c.)Diagonal: 9' 2-1/4"

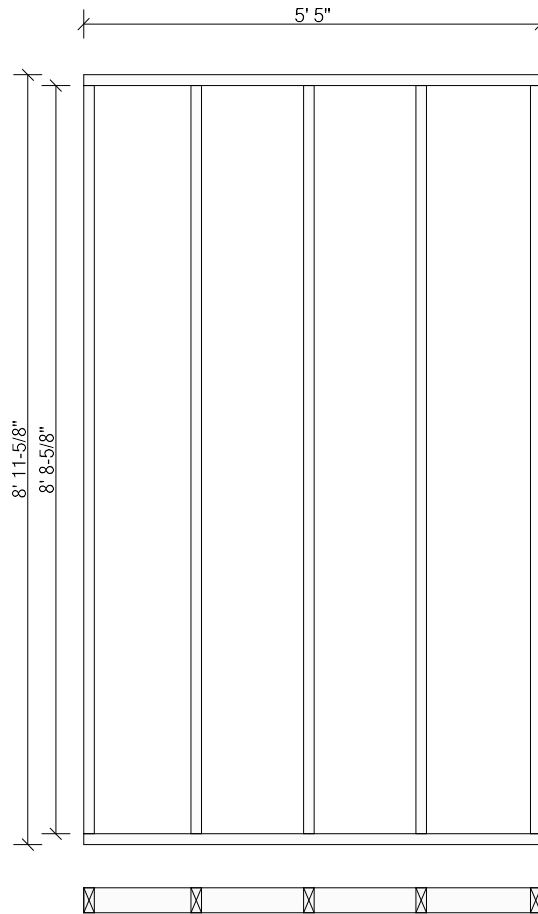


Top Plates: 2x4 SPF #2 2' 0"Bottom Plates: 2x4 SPF #2 2' 0"

Studs: (2) 2x4 SPF #2 8' 8-5/8"

Components & Subcomponents	Start	End
2S	1' 9"	@ End

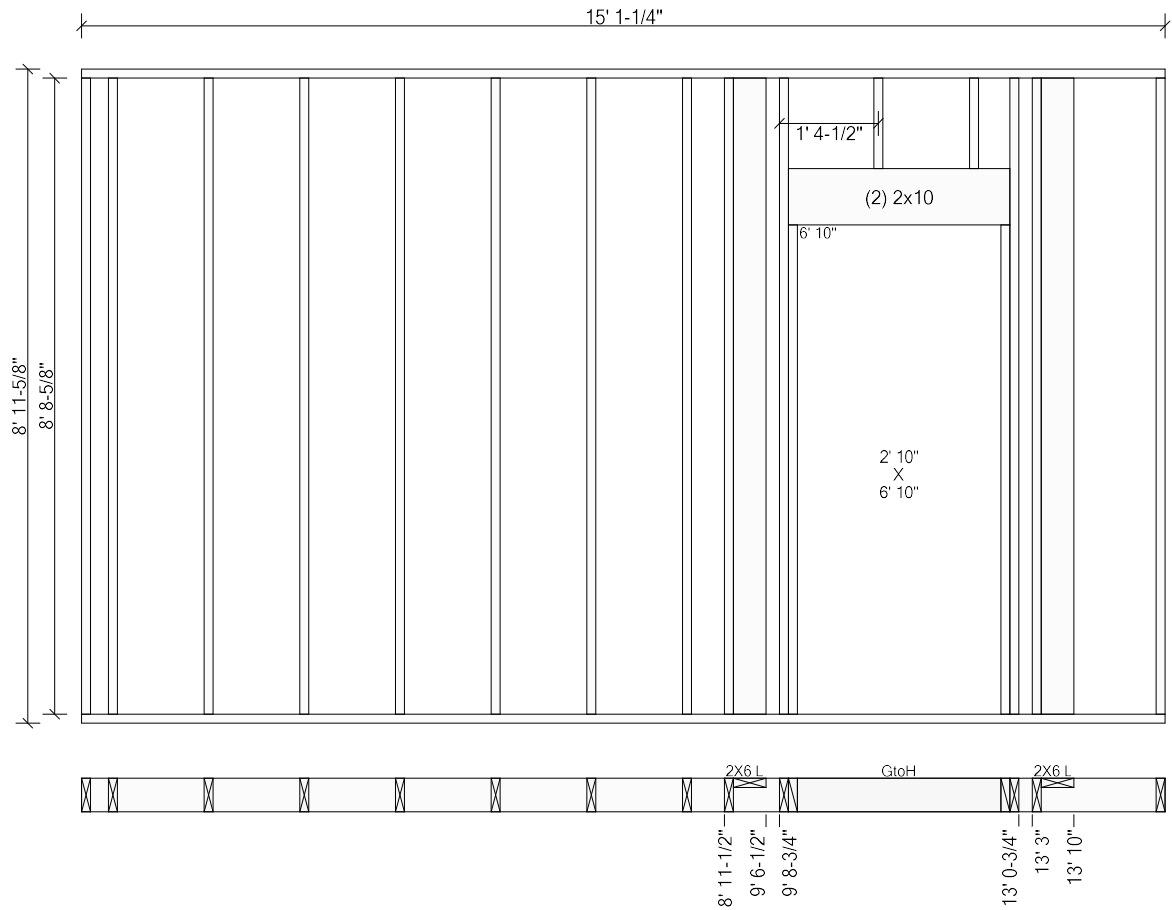
Panel #38 Length: 5' 5" Height: 9' 1-1/8" First Stud Face @1' 3-1/4" (1' 4" o.c.) Diagonal: 10' 5-3/4"



Top Plates: 2x4 SPF #2 5' 5"
Studs: (5) 2x4 SPF #2 8' 8-5/8"

Bottom Plates: 2x4 SPF #2 5' 5"


Panel #35 Length: 15' 1-1/4" Height: 9' 1-1/8" First Stud Face @4-1/2" (1' 4" o.c.) Diagonal: 17' 6-13/16"



Top Plates: 2x6 SPF #2 15' 1-1/4" Bottom Plates: 2x6 SPF #2 15' 1-1/4"
Studs: (9) 2x6 SPF #2 8' 8-5/8"


Components & Subcomponents	Start	End
2X6 L (2x6 Up)	8' 11-1/2"	9' 6-1/2"
GtoH (6' 8-1/2")	9' 8-3/4"	13' 0-3/4"
2X6 L (2x6 Up)	13' 3"	13' 10"

Panel #23 Length: 12' 4" Height: 10' 5-7/8" First Stud Face @11-3/4" (1' 4" o.c.) Diagonal: 16' 1-5/16"




Top Plates: 2x4 SPF #2 12' 4" Bottom Plates: 2x4 SPF #2 12' 4"
Studs: (11) 2x SPF 1650 10' 1-3/8"

Panel #178 Length: 4' 0" Height: 8' 11-5/8" First Stud Face @1' 3-1/4" (1' 4" o.c.) Diagonal: 9' 9-13/16"




Top Plates: 2x6 SPF #2 4' 0" Bottom Plates: 2x6 SPF #2 4' 0"
Studs: (4) 2x6 SPF #2 8' 8-5/8"

Panel #27 Length: 16' 0" Height: 9' 1-1/8" First Stud Face @1' 3-1/4" (1' 4" o.c.) Diagonal: 18' 4-1/8"



Top Plates: 2x4 SPF #2 16' 0" Bottom Plates: 2x4 SPF #2 16' 0"
Studs: (13) 2x4 SPF #2 8' 8-5/8"


Panel #26 Length: 16' 0" Height: 9' 1-1/8" First Stud Face @1' 3-1/4" (1' 4" o.c.) Diagonal: 18' 4-1/8"



Top Plates: 2x4 SPF #2 16' 0" Bottom Plates: 2x4 SPF #2 16' 0"
Studs: (11) 2x4 SPF #2 8' 8-5/8"

Components & Subcomponents	Start	End
3S	6' 4"	6' 8-1/2"
2x8 L (2x8 Up)	11' 9-3/8"	12' 6-1/8"

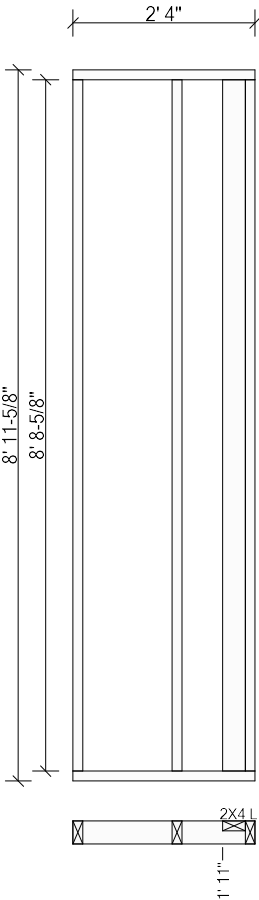
Panel #25 Length: 13' 5" Height: 9' 1-1/8" First Stud Face @1' 4-1/4" (1' 4" o.c.) Diagonal: 16' 1-11/16"



Top Plates: 2x4 SPF #2 13' 5" Bottom Plates: 2x4 SPF #2 13' 5"
Studs: (9) 2x4 SPF #2 8' 8-5/8"

Components & Subcomponents	Start	End
2X6 L (2x6 Up)	9' 5-1/4"	10' 0-1/4"
2X6 L (2x6 Up)	12' 8-3/4"	13' 3-3/4"

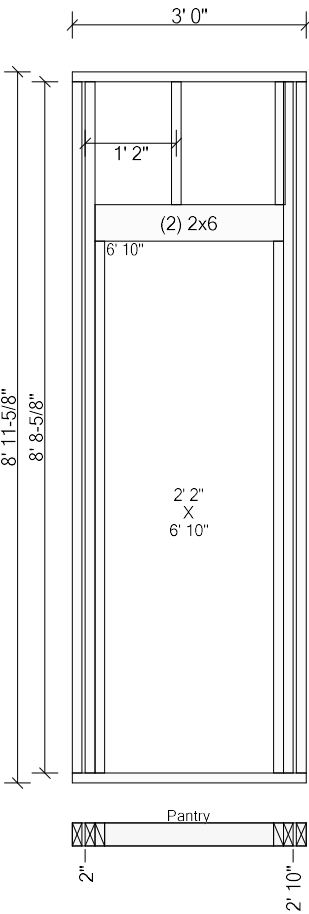
Panel #54 Length: 2' 4" Height: 9' 1-1/8" First Stud Face @1' 3-1/4" (1' 4" o.c.) Diagonal: 9' 3-3/16"



Top Plates: 2x4 SPF #2 2' 4" Bottom Plates: 2x4 SPF #2 2' 4"
Studs: (2) 2x4 SPF #2 8' 8-5/8"

Components & Subcomponents	Start	End
2X4 L (2x4 Up)	1' 11"	@ End

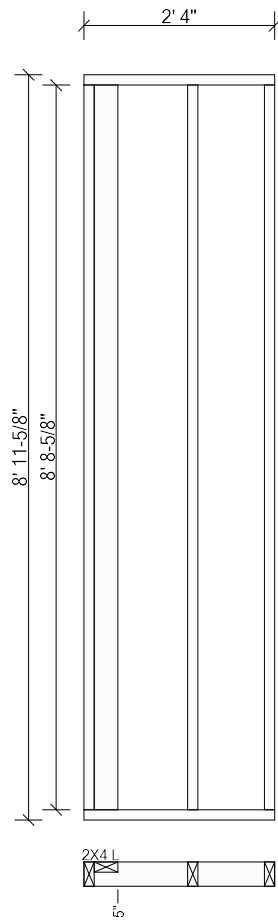
Panel #55 Length: 3' 0" Height: 9' 1-1/8" Diagonal: 9' 5-1/2"



Top Plates: 2x4 SPF #2 3' 0" Bottom Plates: 2x4 SPF #2 3' 0"
Studs: (2) 2x4 SPF #2 8' 8-5/8"

Components & Subcomponents	Start	End
Pantry (6' 8-1/2")	2"	2' 10"

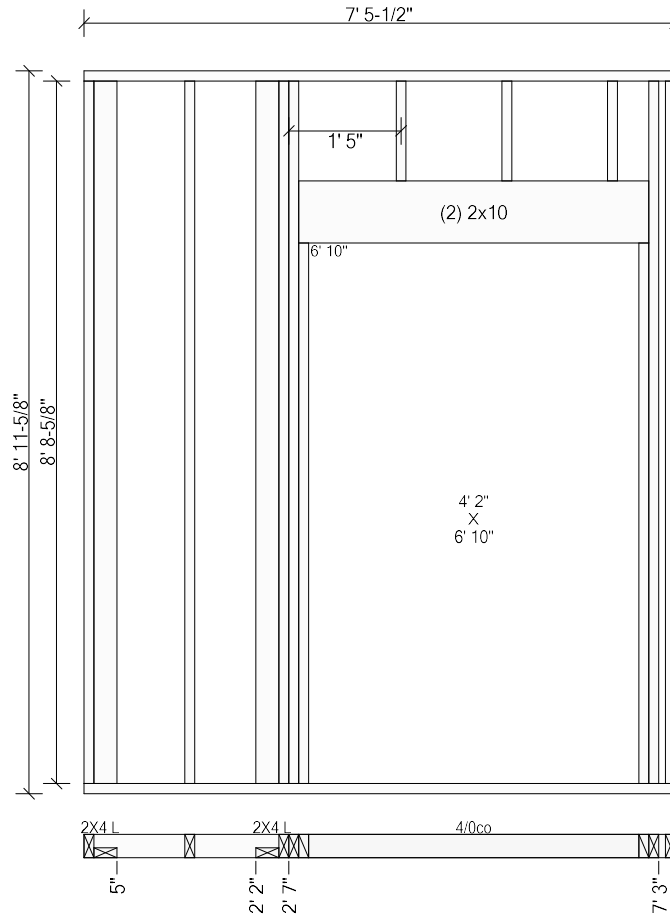
Panel #56 Length: 2' 4" Height: 9' 1-1/8" First Stud Face @1' 3-1/4" (1' 4" o.c.) Diagonal: 9' 3-3/16"



Top Plates: 2x4 SPF #2 2' 4" Bottom Plates: 2x4 SPF #2 2' 4"
Studs: (2) 2x4 SPF #2 8' 8-5/8"

Components & Subcomponents	Start	End
2X4 L (2x4 Up)	@ Start	5"

Panel #52 Length: 7' 5-1/2" Height: 9' 1-1/8" First Stud Face @1' 3-1/4" (1' 4" o.c.) Diagonal: 11' 8"

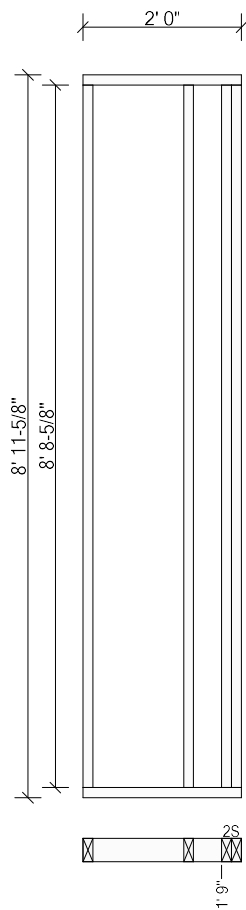


Top Plates: 2x4 SPF #2 7' 5-1/2" Bottom Plates: 2x4 SPF #2 7' 5-1/2"
Studs: (2) 2x4 SPF #2 8' 8-5/8"

Components & Subcomponents	Start	End
2X4 L (2x4 Dn)	@ Start	5"
2X4 L (2x4 Dn)	2' 2"	2' 7"
4/0co (6' 8-1/2")	2' 7"	7' 3"

MainChicago44/70

Panel #47Length: 2' 0"Height: 9' 1-1/8"First Stud Face @1' 3-1/4" (1' 4" o.c.)Diagonal: 9' 2-1/4"

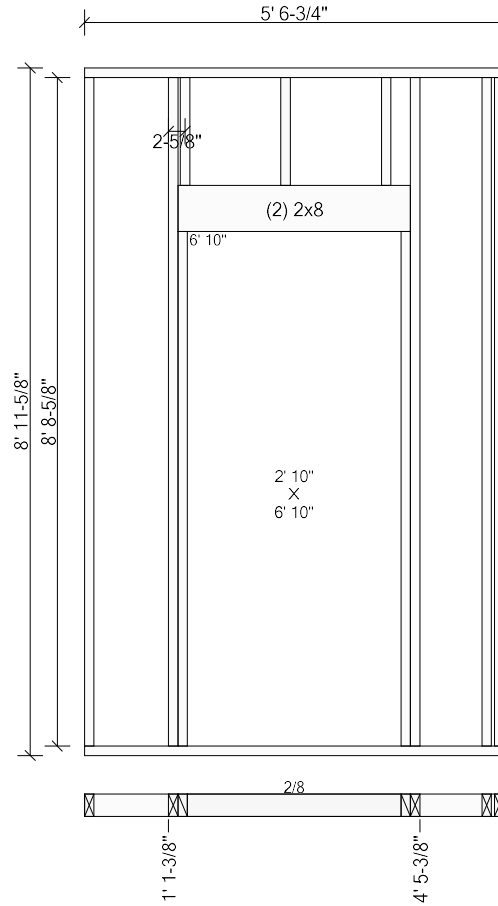


Top Plates: 2x4 SPF #2 2' 0"Bottom Plates: 2x4 SPF #2 2' 0"

Studs: (2) 2x4 SPF #2 8' 8-5/8"

Components & Subcomponents	Start	End
2S	1' 9"	@ End

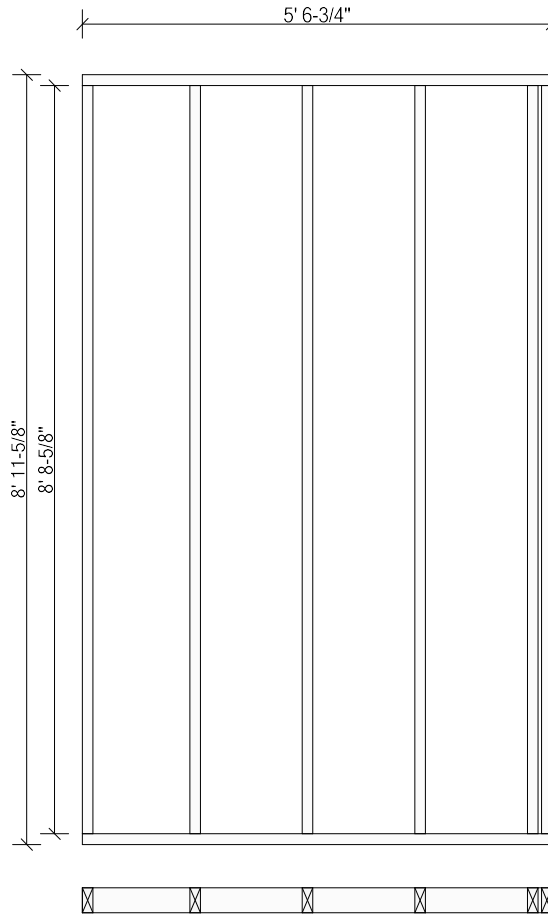
Panel #53 Length: 5' 6-3/4" Height: 9' 1-1/8" First Stud Face @5' 3-1/4" (1' 4" o.c.) Diagonal: 10' 6-5/8"



Top Plates: 2x4 SPF #2 5' 6-3/4" Bottom Plates: 2x4 SPF #2 5' 6-3/4"
Studs: (3) 2x4 SPF #2 8' 8-5/8"

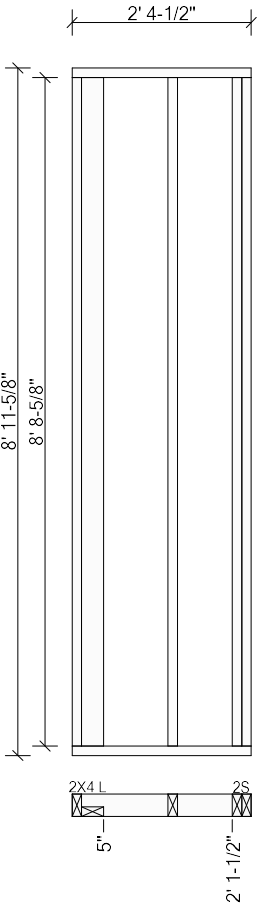
Components & Subcomponents	Start	End
2/8 (6' 8-1/2")	1' 1-3/8"	4' 5-3/8"

Panel #51 Length: 5' 6-3/4" Height: 9' 1-1/8" First Stud Face @1' 3-1/4" (1' 4" o.c.) Diagonal: 10' 6-5/8"



Top Plates: 2x4 SPF #2 5' 6-3/4" Bottom Plates: 2x4 SPF #2 5' 6-3/4"
Studs: (6) 2x4 SPF #2 8' 8-5/8"

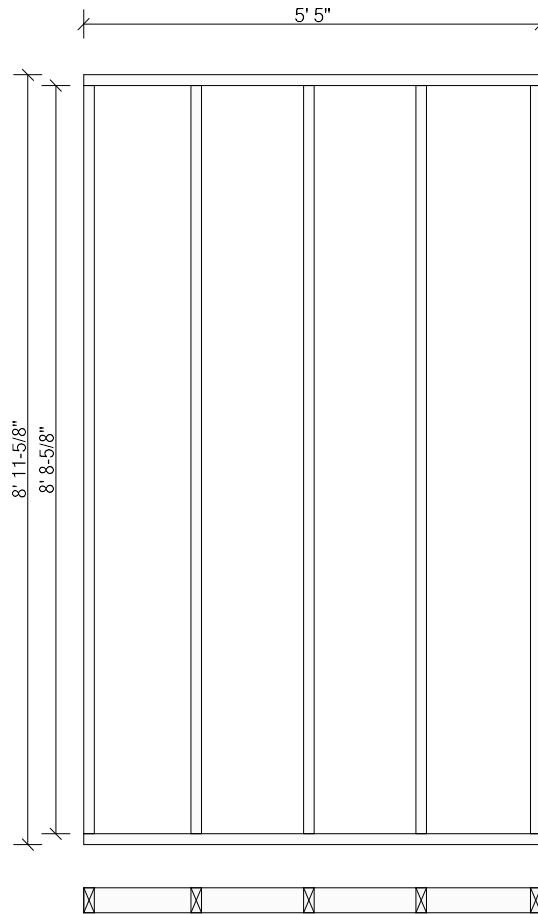
Panel #49 Length: 2' 4-1/2" Height: 9' 1-1/8" First Stud Face @1' 3-1/4" (1' 4" o.c.) Diagonal: 9' 3-5/16"



Top Plates: 2x4 SPF #2 2' 4-1/2" Bottom Plates: 2x4 SPF #2 2' 4-1/2"
Studs: 2x4 SPF #2 8' 8-5/8"

Components & Subcomponents	Start	End
2X4 L (2x4 Dn)	@ Start	5"
2S	2' 1-1/2"	@ End

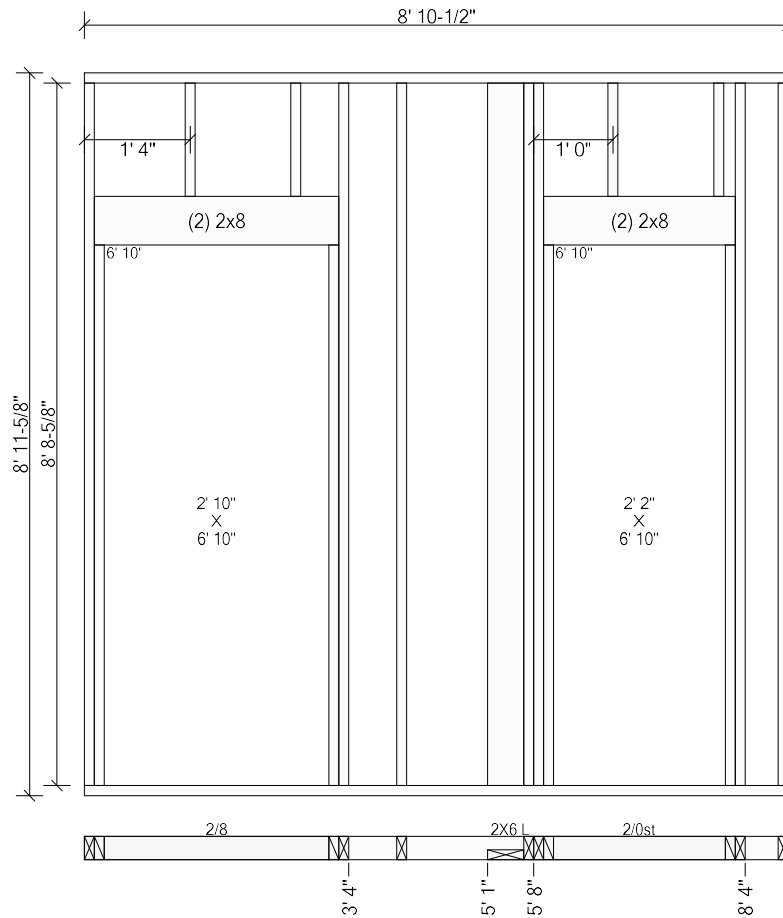
Panel #50 Length: 5' 5" Height: 9' 1-1/8" First Stud Face @1' 3-1/4" (1' 4" o.c.) Diagonal: 10' 5-3/4"



Top Plates: 2x4 SPF #2 5' 5"
Studs: (5) 2x4 SPF #2 8' 8-5/8"

Bottom Plates: 2x4 SPF #2 5' 5"

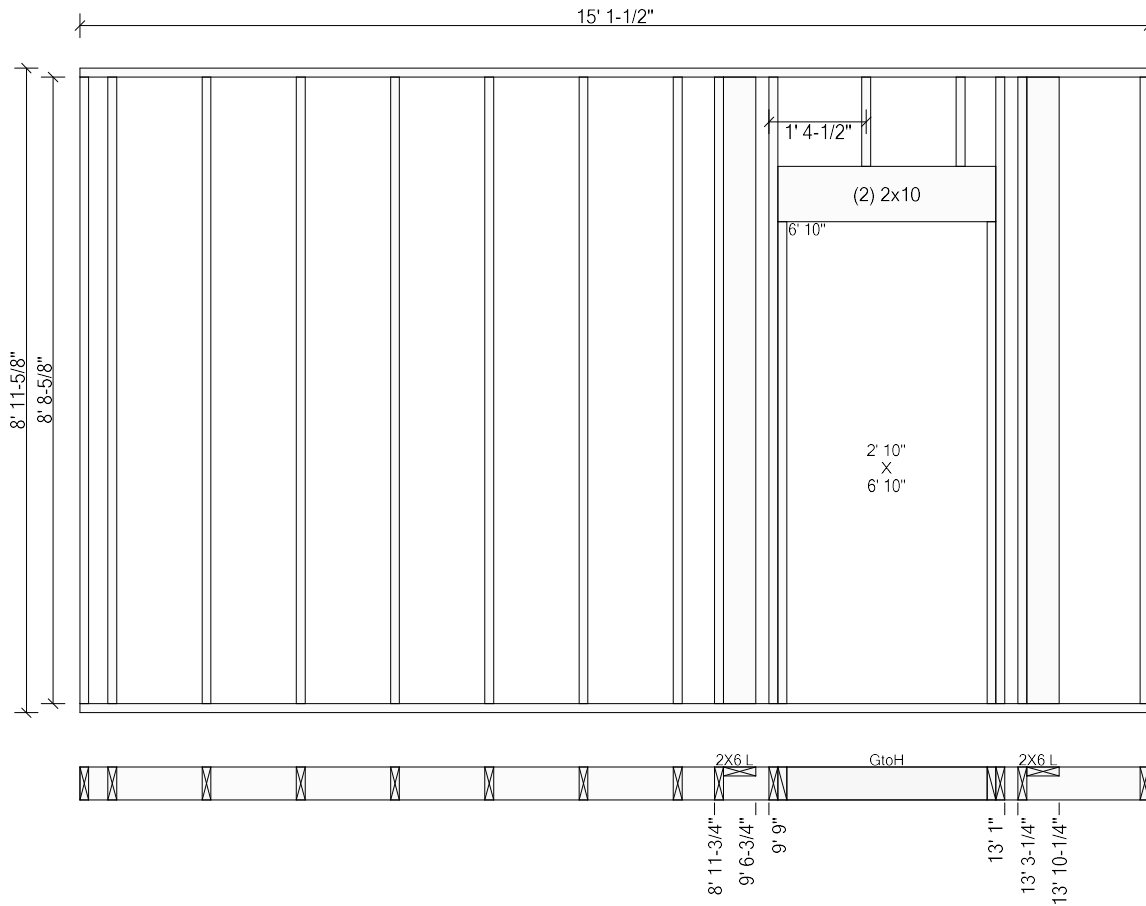
Panel #48 Length: 8' 10-1/2" Height: 9' 1-1/8" First Stud Face @3' 11-1/4" (1' 4" o.c.) Diagonal: 12' 7-7/16"



Top Plates: 2x4 SPF #2 8' 10-1/2" Bottom Plates: 2x4 SPF #2 8' 10-1/2"
Studs: (2) 2x4 SPF #2 8' 8-5/8"

Components & Subcomponents	Start	End
2/8 (6' 8-1/2")	@ Start	3' 4"
2X6 L (2x6 Dn)	5' 1"	5' 8"
2/0st (6' 8-1/2")	5' 8"	8' 4"


Panel #46 Length: 15' 1-1/2" Height: 9' 1-1/8" First Stud Face @4-3/4" (1' 4" o.c.) Diagonal: 17' 7"



Top Plates: 2x6 SPF #2 15' 1-1/2" Bottom Plates: 2x6 SPF #2 15' 1-1/2"
Studs: (9) 2x6 SPF #2 8' 8-5/8"

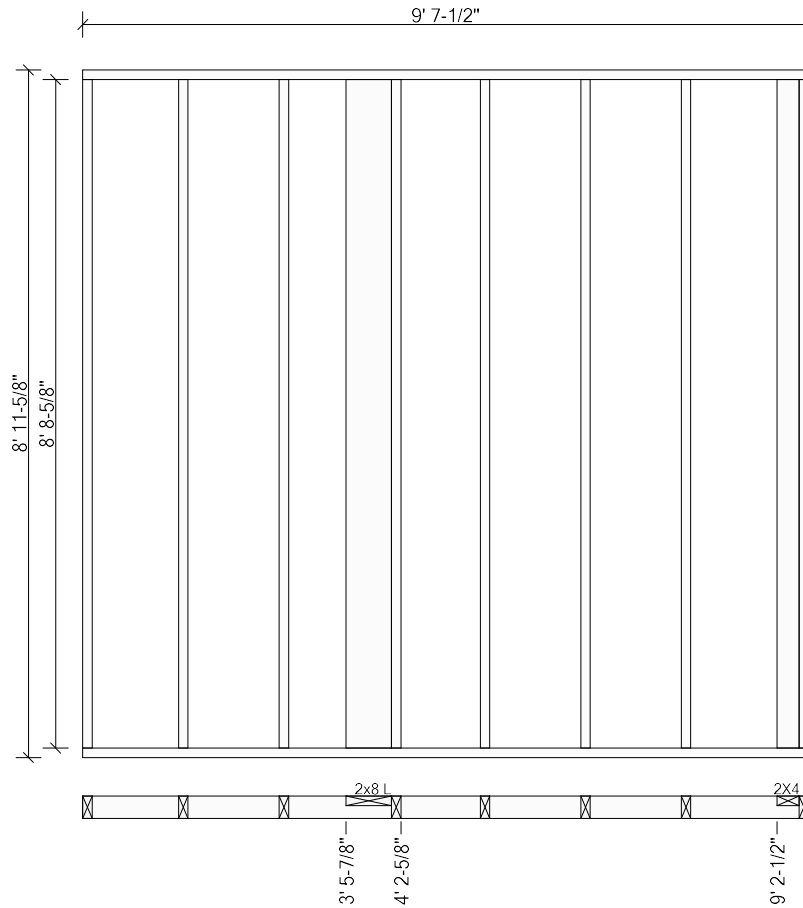
Components & Subcomponents	Start	End
2X6 L (2x6 Up)	8' 11-3/4"	9' 6-3/4"
GtoH (6' 8-1/2")	9' 9"	13' 1"
2X6 L (2x6 Up)	13' 3-1/4"	13' 10-1/4"

Panel #28 Length: 16' 0" Height: 9' 1-1/8" First Stud Face @1' 3-1/4" (1' 4" o.c.) Diagonal: 18' 4-1/8"



Top Plates: 2x4 SPF #2 16' 0" Bottom Plates: 2x4 SPF #2 16' 0"
Studs: (13) 2x4 SPF #2 8' 8-5/8"


Panel #29 Length: 9' 7-1/2" Height: 9' 1-1/8" First Stud Face @1' 3-1/4" (1' 4" o.c.) Diagonal: 13' 1-7/8"



Top Plates: 2x4 SPF #2 9' 7-1/2" Bottom Plates: 2x4 SPF #2 9' 7-1/2"
Studs: (6) 2x4 SPF #2 8' 8-5/8"


Components & Subcomponents	Start	End
2x8 L (2x8 Up)	3' 5-7/8"	4' 2-5/8"
2X4 L (2x4 Up)	9' 2-1/2"	@ End

Panel #30 Length: 12' 4" Height: 10' 5-7/8" First Stud Face @11-3/4" (1' 4" o.c.) Diagonal: 16' 1-5/16"



Top Plates: 2x4 SPF #2 12' 4" Bottom Plates: 2x4 SPF #2 12' 4"
Studs: (11) 2x SPF 1650 10' 1-3/8"


Panel #31 Length: 7' 5-1/2" Height: 9' 1-1/8" First Stud Face @7-3/4" (1' 4" o.c.) Diagonal: 11' 8"



Top Plates: 2x4 SPF #2 7' 5-1/2" Bottom Plates: 2x4 SPF #2 7' 5-1/2"
Studs: (6) 2x4 SPF #2 8' 8-5/8"


Components & Subcomponents	Start	End
2X4 L (2x4 Up)	@ Start	5"
2X6 L (2x6 Up)	2' 1-3/4"	2' 8-3/4"

Panel #179 Length: 4' 0" Height: 8' 11-5/8" First Stud Face @1' 3-1/4" (1' 4" o.c.) Diagonal: 9' 9-13/16"




Top Plates: 2x6 SPF #2 4' 0" Bottom Plates: 2x6 SPF #2 4' 0"
Studs: (4) 2x6 SPF #2 8' 8-5/8"

Panel #34 Length: 16' 0" Height: 9' 1-1/8" First Stud Face @1' 3-1/4" (1' 4" o.c.) Diagonal: 18' 4-1/8"



Top Plates: 2x4 SPF #2 16' 0" Bottom Plates: 2x4 SPF #2 16' 0"
Studs: (13) 2x4 SPF #2 8' 8-5/8"


Panel #33 Length: 16' 0" Height: 9' 1-1/8" First Stud Face @1' 3-1/4" (1' 4" o.c.) Diagonal: 18' 4-1/8"



Top Plates: 2x4 SPF #2 16' 0" Bottom Plates: 2x4 SPF #2 16' 0"
Studs: (11) 2x4 SPF #2 8' 8-5/8"

Components & Subcomponents	Start	End
3S	6' 4"	6' 8-1/2"
2x8 L (2x8 Up)	11' 9-3/8"	12' 6-1/8"

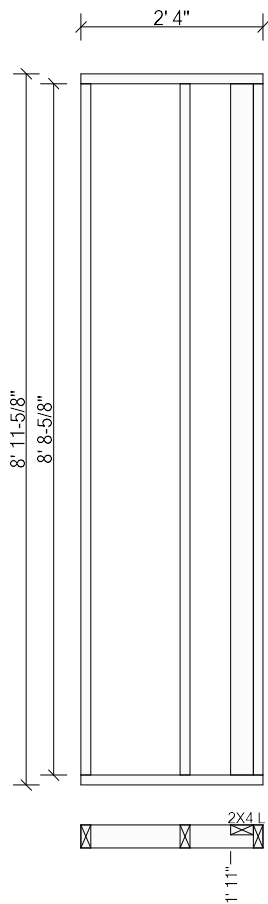
Panel #32 Length: 13' 5" Height: 9' 1-1/8" First Stud Face @1' 4-1/4" (1' 4" o.c.) Diagonal: 16' 1-11/16"



Top Plates: 2x4 SPF #2 13' 5" Bottom Plates: 2x4 SPF #2 13' 5"
Studs: (9) 2x4 SPF #2 8' 8-5/8"

Components & Subcomponents	Start	End
2X6 L (2x6 Up)	9' 5-1/4"	10' 0-1/4"
2X6 L (2x6 Up)	12' 8-3/4"	13' 3-3/4"

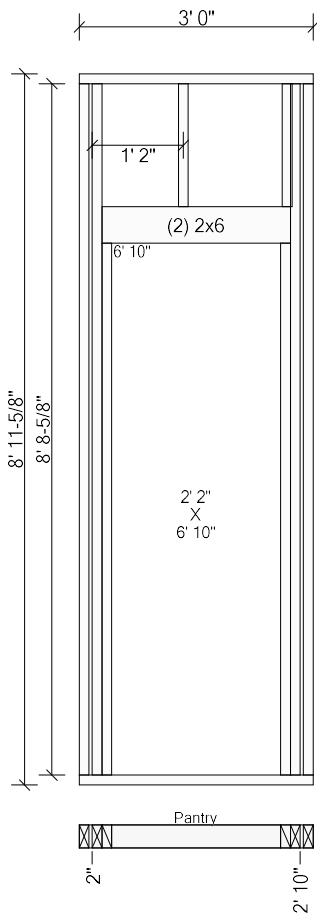
Panel #64 Length: 2' 4" Height: 9' 1-1/8" First Stud Face @1' 3-1/4" (1' 4" o.c.) Diagonal: 9' 3-3/16"



Top Plates: 2x4 SPF #2 2' 4" Bottom Plates: 2x4 SPF #2 2' 4"
Studs: (2) 2x4 SPF #2 8' 8-5/8"

Components & Subcomponents	Start	End
2X4 L (2x4 Up)	1' 11"	@ End

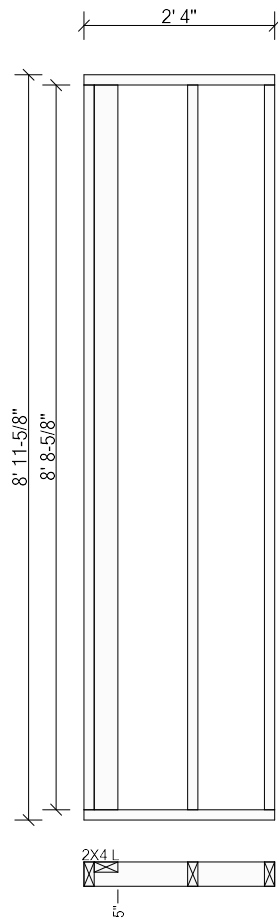
Panel #65 Length: 3' 0" Height: 9' 1-1/8" Diagonal: 9' 5-1/2"



Top Plates: 2x4 SPF #2 3' 0" Bottom Plates: 2x4 SPF #2 3' 0"
Studs: (2) 2x4 SPF #2 8' 8-5/8"

Components & Subcomponents	Start	End
Pantry (6' 8-1/2")	2"	2' 10"

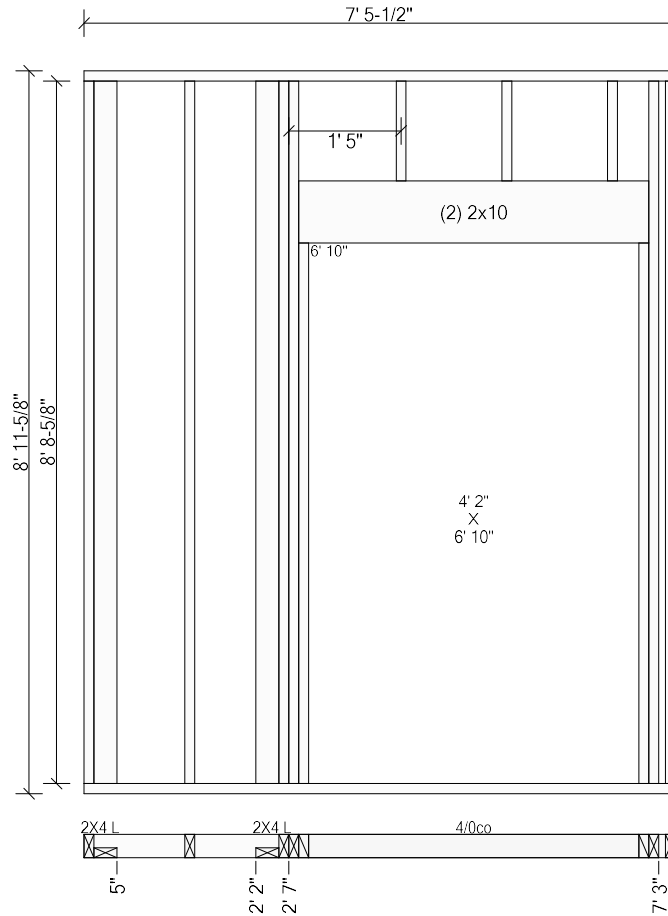
Panel #66 Length: 2' 4" Height: 9' 1-1/8" First Stud Face @1' 3-1/4" (1' 4" o.c.) Diagonal: 9' 3-3/16"



Top Plates: 2x4 SPF #2 2' 4" Bottom Plates: 2x4 SPF #2 2' 4"
Studs: (2) 2x4 SPF #2 8' 8-5/8"

Components & Subcomponents	Start	End
2X4 L (2x4 Up)	@ Start	5"

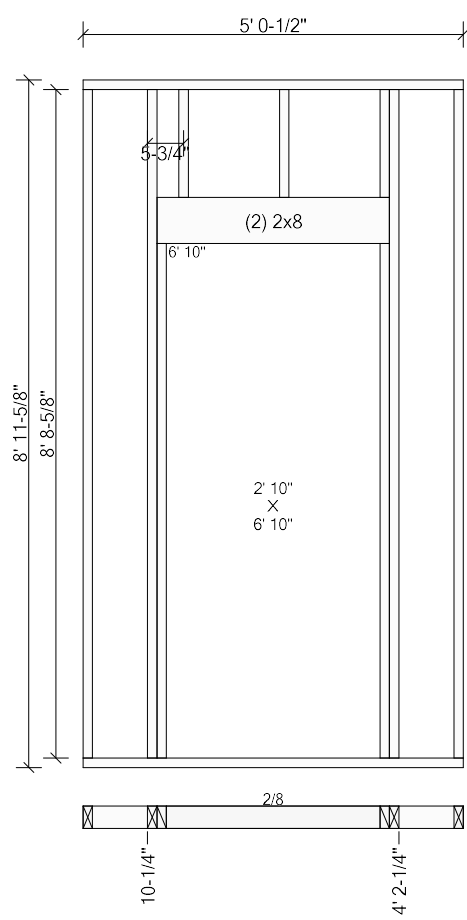
Panel #62 Length: 7' 5-1/2" Height: 9' 1-1/8" First Stud Face @1' 3-1/4" (1' 4" o.c.) Diagonal: 11' 8"



Top Plates: 2x4 SPF #2 7' 5-1/2" Bottom Plates: 2x4 SPF #2 7' 5-1/2"
Studs: (2) 2x4 SPF #2 8' 8-5/8"

Components & Subcomponents	Start	End
2X4 L (2x4 Dn)	@ Start	5"
2X4 L (2x4 Dn)	2' 2"	2' 7"
4/0co (6' 8-1/2")	2' 7"	7' 3"

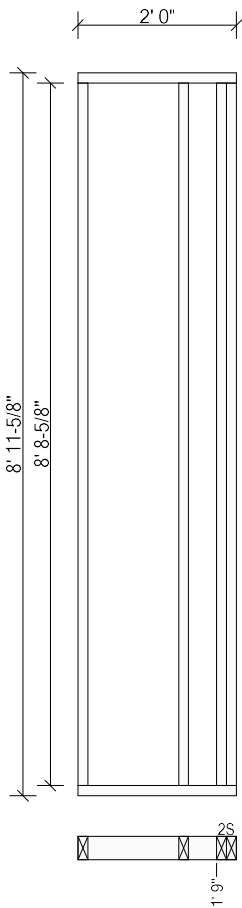
Panel #63 Length: 5' 0-1/2" Height: 9' 1-1/8" Diagonal: 10' 3-7/16"



Top Plates: 2x4 SPF #2 5' 0-1/2" Bottom Plates: 2x4 SPF #2 5' 0-1/2"
Studs: (2) 2x4 SPF #2 8' 8-5/8"

Components & Subcomponents	Start	End
2/8 (6' 8-1/2")	10-1/4"	4' 2-1/4"

Panel #58 Length: 2' 0" Height: 9' 1-1/8" First Stud Face @1' 3-1/4" (1' 4" o.c.) Diagonal: 9' 2-1/4"



Top Plates: 2x4 SPF #2 2' 0" Bottom Plates: 2x4 SPF #2 2' 0"
Studs: (2) 2x4 SPF #2 8' 8-5/8"

Components & Subcomponents	Start	End
2S	1' 9"	@ End


Panel #60 Length: 2' 3-1/2" Height: 9' 1-1/8" First Stud Face @1' 3-1/4" (1' 4" o.c.) Diagonal: 9' 3-1/16"



Top Plates: 2x4 SPF #2 2' 3-1/2" Bottom Plates: 2x4 SPF #2 2' 3-1/2"
Studs: 2x4 SPF #2 8' 8-5/8"

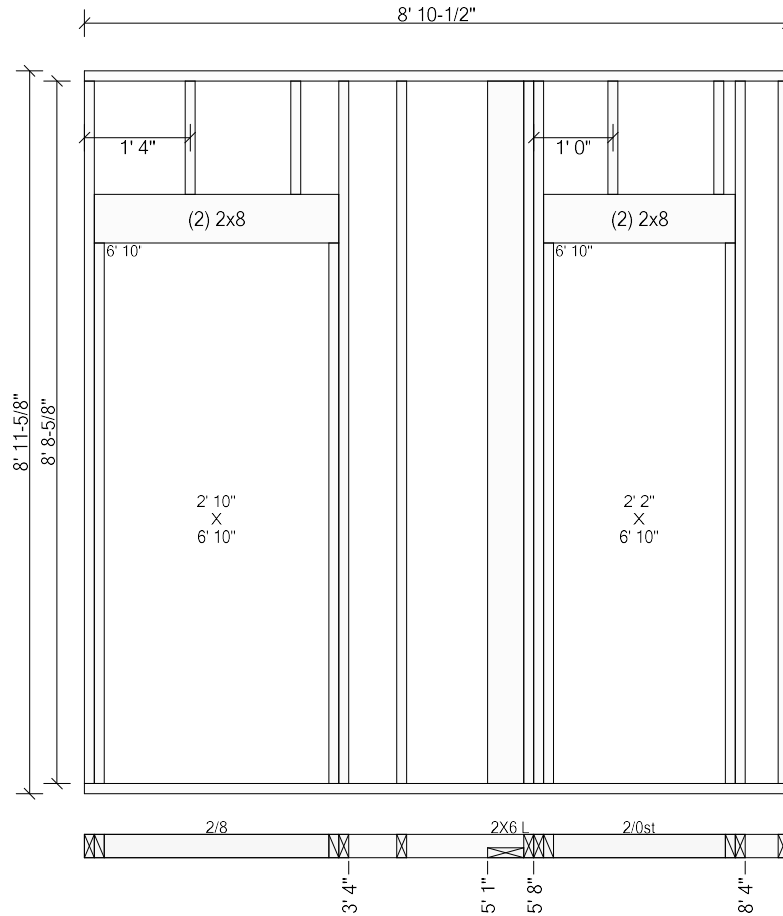
Components & Subcomponents	Start	End
2X4 L (2x4 Dn)	@ Start	5"
2S	2' 0-1/2"	@ End

Panel #61 Length: 5' 0-1/2" Height: 9' 1-1/8" First Stud Face @1' 3-1/4" (1' 4" o.c.) Diagonal: 10' 3-7/16"



Top Plates: 2x4 SPF #2 5' 0-1/2" Bottom Plates: 2x4 SPF #2 5' 0-1/2"
Studs: (5) 2x4 SPF #2 8' 8-5/8"

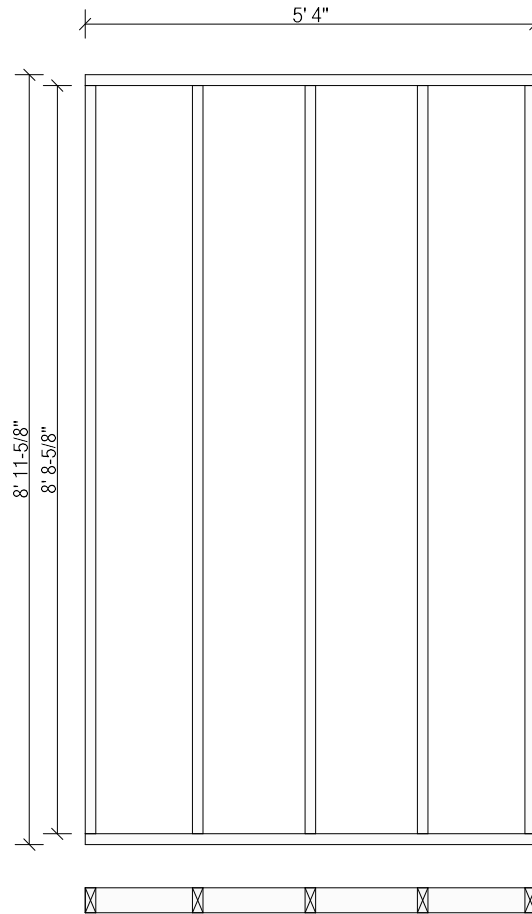
Panel #59 Length: 8' 10-1/2" Height: 9' 1-1/8" First Stud Face @3' 11-1/4" (1' 4" o.c.) Diagonal: 12' 7-7/16"



Top Plates: 2x4 SPF #2 8' 10-1/2" Bottom Plates: 2x4 SPF #2 8' 10-1/2"
Studs: (2) 2x4 SPF #2 8' 8-5/8"

Components & Subcomponents	Start	End
2/8 (6' 8-1/2")	@ Start	3' 4"
2X6 L (2x6 Dn)	5' 1"	5' 8"
2/0st (6' 8-1/2")	5' 8"	8' 4"

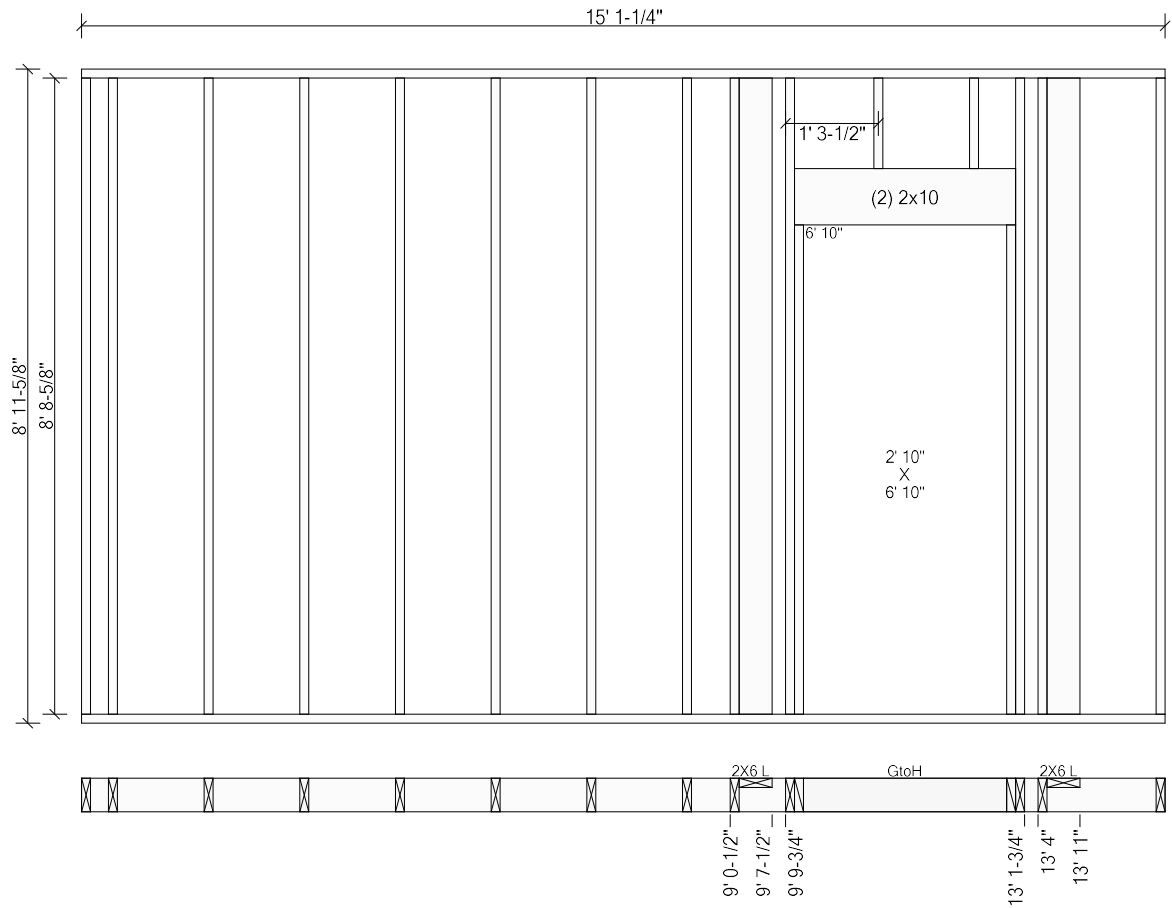
Panel #67 Length: 5' 4" Height: 9' 1-1/8" First Stud Face @1' 3-1/4" (1' 4" o.c.) Diagonal: 10' 5-3/16"



Top Plates: 2x4 SPF #2 5' 4"
Studs: (5) 2x4 SPF #2 8' 8-5/8"

Bottom Plates: 2x4 SPF #2 5' 4"


Panel #57 Length: 15' 1-1/4" Height: 9' 1-1/8" First Stud Face @4-1/2" (1' 4" o.c.) Diagonal: 17' 6-13/16"



Top Plates: 2x6 SPF #2 15' 1-1/4" Bottom Plates: 2x6 SPF #2 15' 1-1/4"
Studs: (9) 2x6 SPF #2 8' 8-5/8"

Components & Subcomponents	Start	End
2X6 L (2x6 Up)	9' 0-1/2"	9' 7-1/2"
GtoH (6' 8-1/2")	9' 9-3/4"	13' 1-3/4"
2X6 L (2x6 Up)	13' 4"	13' 11"

Panel #180 Length: 4' 0" Height: 8' 11-5/8" First Stud Face @1' 3-1/4" (1' 4" o.c.) Diagonal: 9' 9-13/16"



Top Plates: 2x6 SPF #2 4' 0"
Studs: (4) 2x6 SPF #2 8' 8-5/8"

Bottom Plates: 2x6 SPF #2 4' 0"